

**WaveWorks®  
Metal Gusset Bracket**

**Recommended Tools**

- Drill with 1/8" drill bit and Phillips head #2 tip
- Tape measure
- Level

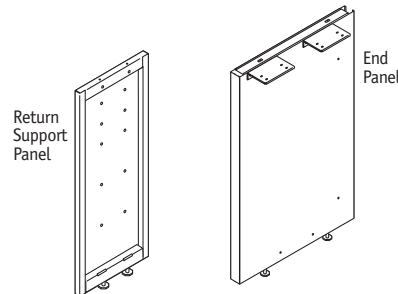
**Package Contents**

- #10x1" Phillips particle board screws
- #10x1/2" Hex head screws

**1**

These instructions provide the basic information to install a gusset bracket onto any end panel and support panel. A gusset bracket is non-handed and is designed for use with a worksurface support panel or return support panel all of which are pre-drilled for bracket attachment (Figure A). It can also be used with an end panel, which is not pre-drilled.

**Figure A**



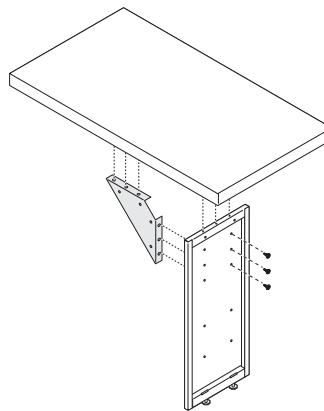
**2**

**Installation to Support Panel:**

Install support panel to worksurface using the appropriate instructions. Align holes in gusset bracket to corresponding holes in support panel and secure using three (3) #10x1/2" Hex head drill tip screws (Figure B).

Secure gusset bracket to worksurface using three (3) #10x1" Phillips particle-board screws.

**Figure B**



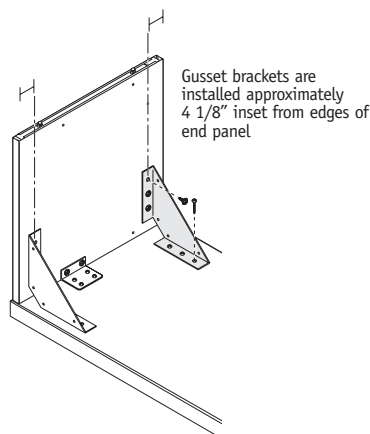
**3**

**Installation to End Panel:**

Locate two vertical holes in end panel for attaching modesty panel. These holes indicate the location of the substructure inside the end panel. Measure distance from these holes to closest edge of end panel, approximately 4 1/8". Mark same distance at opposite side of end panel (Figure C).

Place first gusset bracket against end panel, in-line with pre-drilled holes. Mark gusset bracket hole locations and install gusset brackets with three (3) #10x1/2" screws per bracket. Check for overall plumb of gusset brackets and secure each to worksurface using three (3) #10x1" screws per bracket.

**Figure C**



**NATIONAL**

Furniture with Personality®

Telephone 800.482.1717  
Fax 812.482.8800  
www.nationalonline.com

Part # 2010784

Printed in U.S.A  
© 2006 Kimball International, Inc.

Proper product installation, in accordance with these instructions, is the responsibility of the installing agent. If you have any questions concerning these instructions, please call National Customer Service.