

---

# ACQUAINT

Product Specifications	30
Fabrics and Options	31
Contrasting Fabrics Specifications	32
Stitch-it Specifications	32
Product Pages	33
COM Yardage Requirements	37
Stitch-It Yardage Requirements	38

## ACQUAINT

### ACQUAINT PRODUCT SPECIFICATIONS

#### FRAME CONSTRUCTION

- Constructed of exterior beech with mortise and tenon joints that are securely glued for maximum joint stability
- Wall saving design feature on back legs
- Non-marring nylon glides

#### SEAT CONSTRUCTION

- 4" high grade polyurethane foam covers a plywood panel for added comfort and support
- Corner blocks screwed and glued in all 4 corners of the seat

#### BACK CONSTRUCTION (ALL MODELS)

- Features exterior rails and slats cut from beech wood

#### UPHOLSTERED BACK CONSTRUCTION

- ½" high grade polyurethane foam covers contoured panel for added support and comfort

#### ARMS

- Available with black protective polyurethane arm caps for added durability

#### EASY ACCESS CHAIR FOOT REST

- ¾" x 2¾" (19mm x 70mm) full length foot rest, solid wood (Beech)
- Anti-slip material applied to top face

#### CONTRASTING FABRICS

- All models available with contrasting fabric

#### STITCH-IT


- All models available with Stitch-it option, except bariatric

#### FINISH

- A catalyzed top coat that resists denting, peeling and reactions to chemicals
- Can be cleaned with a damp cloth
- When specifying Brighton, Natural, and Sonoma finish, variation in color is acceptable due to the nature of wood characteristics

#### WOOD SPECIES

- Beech



All Acquaint models may be ordered to meet TB133 fire code.

To order seating to meet the TB133 fire code, specify an "F" at the end of the model number (Ex: N59AAF).

For TB133 pricing go to [www.NationalOfficeFurniture.com/TB133](http://www.NationalOfficeFurniture.com/TB133)

Please consult customer service for applicable Arc-Com, COM, Designtex, Maharam, Momentum, Stinson, or Ultrafabrics fabric.

**FABRICS**

Grade 1	Cali
	Input
	Plush
	Ridge
	Stardust
Grade 2	Vessel
	Bliss
	Brilliant
	COM
	Dorset
	Orbit
	Phrase
	Pixie
Sedona	
Strand	

Grade 3	COL
	Jacks
	Silvertex
Grade 4	Connect Four
	Echo
	Masquerade
	Mode

Grade 6	Essence/Ultraleather
Grade 7	Brisa
	Brisa Distressed
	Reef Pro
	Silica
	Silica Etch
Tottori	
Grade L7	Davenport
Grade L8	Florence

**FINISHES**

AC	Autumn	PB	Portobello
AD	Almond	PT	Portico
CL	Caramel	SK	Skyline
CW	Cordovan	SM	Sonoma
DW	Judicial	TF	Truffle
HN	Honey	405	Designer White
IM	Brighton	462	Cinder
MC	Amber	792	Sable
MH	Mocha	793	Acorn*
NM	Natural		

\*Acorn is the finish complement to  
Clear Walnut finish

## TO ORDER CONTRASTING FABRIC, SPECIFY

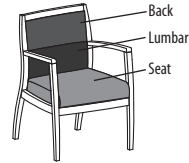
### ACQUAINT

**Half Upholstered page 33**

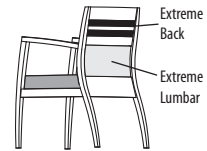
**Fully Upholstered Back page 34**

**Slat Back Upholstered Lumbar page 34**

1. Model Number plus "X"
2. Back Fabric Grade Number/Cover Number
3. Lumbar Fabric Grade Number/Cover Number (when applicable)
4. Extreme Back Fabric Grade Number/Cover Number (when applicable)
5. Extreme Lumbar Fabric Grade Number/Cover Number (when applicable)
6. Seat Fabric Grade Number/Cover Number
7. Finish Designator



N59BBX

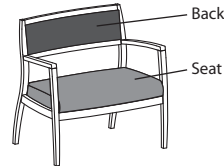


N59JJX

**Bariatric Half Upholstered page 35**

**Easy Access Chair Half Upholstered page 36**

1. Model Number plus "X"
2. Back Fabric Grade Number/Cover Number
3. Extreme Back Fabric Grade Number/Cover Number
4. Seat Fabric Grade Number/Cover Number
5. Finish Designator



N59MMX



N59PPX

## TO ORDER WITH STITCH-IT, SPECIFY

### ACQUAINT

**Half Upholstered page 33**

**Fully Upholstered Back page 34**

**Slat Back Upholstered Lumbar page 34**

Note: Locations not applicable to all models

1. Model Number
2. Back Fabric Grade Number/Cover Number
3. Back Stitch-it Options
4. Lumbar Fabric Grade Number/Cover Number
5. Lumbar Stitch-it Options
6. Extreme Back Fabric Grade Number/Cover Number
7. Extreme Back Stitch-it Options
8. Extreme Lumbar Fabric Grade Number/Cover Number
9. Extreme Lumbar Stitch-it Options
10. Seat Fabric Grade Number/Cover Number
11. Seat Stitch-it Options
12. Finish Designator

**Slat Back page 35**

**Easy Access Chair Half Upholstered page 36**

**Easy Access Chair Slat Back page 36**

1. Model Number
2. Seat Fabric Grade Number/Cover Number
3. Seat Stitch-it Options
4. Finish Designator




Shaded models are available through our Quick Delivery program and will be delivered within 10 days or less. Shaded models that feature the 48 icon will ship within 48 hours (48). See page 8 for additional program information.

**TO ORDER, SPECIFY:**

1. Model Number
2. Fabric Grade Number
3. Cover Number
4. Finish Designator

- See page 31 for Acquaint options
  - See pages 26-27 for Stitch-it options
- See pages 37-38 for COM fabric yardage

**HALF UPHOLSTERED**



N59AA



N59AAT



N59DD



N59AL

MODEL NO.		GRADE / LIST PRICE									
		1	2/COM	3/COL	4	5	6	7	L7	L8	
N59AA	Arms	\$ 1050	1074	1084	1102	1121	1154	1197	1402	1469	
QN59AA	Arms	1050	1074	1084	1102	1121	1154	1197			
N59AAT	Arms, Black Polyurethane Arm Caps	1152	1176	1186	1204	1223	1256	1299	1504	1571	
N59DD	Arms, Exposed Wood Slats	1158	1182	1192	1210	1229	1262	1305	1510	1577	
N59DDT	Arms, Exposed Wood Slats/ Black Polyurethane Arm Caps	1256	1280	1290	1308	1327	1360	1403	1608	1675	
N59AL	Armless	1010	1034	1044	1062	1081	1114	1157	1362	1429	
QN59AL	Armless	1010	1034	1044	1062	1081	1114	1157			
N59DL	Armless, Exposed Wood Slats	1118	1142	1152	1170	1189	1222	1265	1470	1537	

**DIMENSIONS**

Width	24	Seat Height	18½	Arm Height	27	Arm Weight	34
Depth	24	Seat Depth	19½	Back Height	17¼	Armless Weight	33
Height	34	Seat Width	20¾	Back Width	17½	Cubic Ft.	15.5

- Contrasting fabric option – specify X (i.e., N59AAX); see page 32. For list pricing, use your electronic specification tool or contact customer service
- Stitch-it option – specify V (i.e., N59AAV). For list pricing, use your electronic specification tool or contact customer service
- Stitch-it locations; Front Back, Seat and Extreme Back

# ACQUAINT



Shaded models are available through our Quick Delivery program and will be delivered within 10 days or less. Shaded models that feature the 48 icon will ship within 48 hours (48). See page 8 for additional program information.

**TO ORDER, SPECIFY:**

1. Model Number
2. Fabric Grade Number
3. Cover Number
4. Finish Designator

- See page 31 for Acquaint options
  - See pages 26-27 for Stitch-it options
- See pages 37-38 for COM fabric yardage

**FULLY UPHOLSTERED BACK**



N59BB



N59BBT



N59JJ



N59BL

**MODEL NO.**

**GRADE / LIST PRICE**

		1	2/COM	3/COL	4	5	6	7	L7	L8
N59BB	Arms	\$ 1110	1142	1156	1180	1205	1248	1306	1579	1668
QN59BB	Arms	1110	1142	1156	1180	1205	1248	1306		
N59BBT	Arms, Black Polyurethane Arm Caps	1208	1240	1254	1278	1303	1346	1404	1677	1766
N59JJ	Arms, Exposed Wood Slats	1217	1247	1259	1281	1304	1344	1396	1647	1729
N59JJT	Arms, Exposed Wood Slats/ Black Polyurethane Arm Caps	1318	1348	1360	1382	1405	1445	1497	1748	1830
N59BL	Armless	1071	1103	1117	1141	1166	1209	1267	1540	1629
QN59BL	Armless	1071	1103	1117	1141	1166	1209	1267		
N59JL	Armless, Exposed Wood Slats	1175	1205	1217	1239	1262	1302	1354	1605	1687

**DIMENSIONS**

Width	24	Seat Height	18½	Arm Height	27	Arm Weight	36
Depth	24	Seat Depth	18¾	Back Height	17¼	Armless Weight	35
Height	34	Seat Width	20¾	Back Width	17½	Cubic Ft.	15.5

- Contrasting fabric option – specify X (i.e., N59BBX); see page 32. For list pricing, use your electronic specification tool or contact customer service
- Stitch-it option – specify V (i.e., N59BBV). For list pricing, use your electronic specification tool or contact customer service
- Stitch-it locations; Front Back, Extreme Back, Seat, Lumbar and Extreme Lumbar

**SLAT BACK UPHOLSTERED LUMBAR**



N59HH



N59HHT



N59HL

		1	2/COM	3/COL	4	5	6	7	L7	L8
N59HH	Arms	\$ 1197	1221	1231	1249	1268	1301	1344	1549	1616
N59HHT	Arms, Black Polyurethane Arm Caps	1296	1320	1330	1348	1367	1400	1443	1648	1715
N59HL	Armless	1158	1182	1192	1210	1229	1262	1305	1510	1577

**DIMENSIONS**

Width	24	Seat Height	18½	Arm Height	27	Arm Weight	34
Depth	24	Seat Depth	18¾	Back Height	17¼	Armless Weight	31
Height	34	Seat Width	20¾	Back Width	17½	Cubic Ft.	15.5


- Contrasting fabric option – specify X (i.e., N59HHX); see page 32. For list pricing, use your electronic specification tool or contact customer service
- Stitch-it option – specify V (i.e., N59HHV). For list pricing, use your electronic specification tool or contact customer service
- Stitch-it locations; Seat, Lumbar and Extreme Lumbar

**TO ORDER, SPECIFY:**


1. Model Number
2. Fabric Grade Number
3. Cover Number
4. Finish Designator

- See page 31 for Acquaint options
- See pages 26-27 for Stitch-it options
- See pages 37-38 for COM fabric yardage

**SLAT BACK**



N59CC



N59CCT



N59CL

**MODEL NO.**

**GRADE / LIST PRICE**

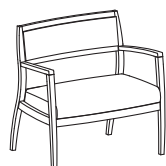
		1	2/COM	3/COL	4	5	6	7	L7	L8
N59CC	Arms	\$ 1130	1154	1164	1182	1201	1234	1277	1482	1549
N59CCT	Arms, Black Polyurethane Arm Caps	1232	1256	1266	1284	1303	1336	1379	1584	1651
N59CL	Armless	1090	1114	1124	1142	1161	1194	1237	1442	1509

**DIMENSIONS**

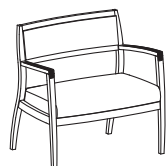
Width	24	Seat Height	18½	Arm Height	27	Arm Weight	33
Depth	24	Seat Depth	19½	Back Height	17¼	Armless Weight	32
Height	34	Seat Width	20¼	Back Width	17½	Cubic Ft.	15.5

- Stitch-it option – specify V (i.e., N59CCV). For list pricing, use your electronic specification tool or contact customer service
- Stitch-it location; Seat


**BARIATRIC HALF UPHOLSTERED**



N59MM



N59MMT



N59PP

		1	2/COM	3/COL	4	5	6	7	L7	L8
N59MM		\$ 1849	1890	1906	1936	1968	2022	2094	2436	2547
N59MMT	Black Polyurethane Arm Caps	1949	1990	2006	2036	2068	2122	2194	2536	2647
N59PP	Exposed Wood Slats	1949	1987	2002	2030	2060	2110	2177	2496	2600
N59PPT	Exposed Wood Slats/ Black Polyurethane Arm Caps	2050	2088	2103	2131	2161	2211	2278	2597	2701

**DIMENSIONS**

Width	35	Seat Height	18½	Arm Height	27	Weight	47
Depth	24	Seat Depth	19½	Back Height	17¼	Cubic Ft.	24.5
Height	34	Seat Width	31	Back Width	38½		

- Contrasting fabric option – specify X (i.e., N59MMX); see page 32. For list pricing, use your electronic specification tool or contact customer service
- Meets 500 lb. weight load

# ACQUAINT

**TO ORDER, SPECIFY:**

1. Model Number
2. Fabric Grade Number
3. Cover Number
4. Finish Designator

- See page 31 for Acquaint options
  - See pages 26-27 for Stitch-it options
- See pages 37-38 for COM fabric yardage

**BARIATRIC SLAT BACK**



N59KK



N59KKT

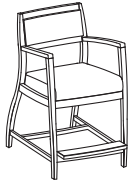
MODEL NO.	GRADE / LIST PRICE										
		1	2/COM	3/COL	4	5	6	7	L7	L8	
N59KK	\$ 1907	1931	1941	1959	1978	2011	2054	2259	2326		
N59KKT	Black Polyurethane Arm Caps	2007	2031	2041	2059	2078	2111	2154	2359	2426	

**DIMENSIONS**

Width	35	Seat Height	18½	Arm Height	27	Weight	45
Depth	24	Seat Depth	19½	Back Height	17¼	Cubic Ft.	24.5
Height	34	Seat Width	31	Back Width	38½		

- Meets 500 lb. weight load

**EASY ACCESS CHAIR  
HALF UPHOLSTERED**



N59HAA



N59HAAT

MODEL NO.	GRADE / LIST PRICE										
		1	2/COM	3/COL	4	5	6	7	L7	L8	
N59HAA	Arms	\$ 1462	1486	1496	1514	1533	1566	1609	1814	1881	
N59HAAT	Arms, Black Polyurethane Arm Caps	1560	1584	1594	1612	1631	1664	1707	1912	1979	

**DIMENSIONS**

Width	24	Seat Height	24½	Arm Height	33	Foot Rest Depth	2¼	Weight	40
Depth	25½	Seat Depth	19½	Back Height	17¼	Foot Rest Width	20% <sub>10</sub>	Cubic Ft.	18.4
Height	40	Seat Width	20¼	Back Width	17½	Foot Rest Height from floor to top of step	7¼		

- Contrasting fabric option – specify X (i.e., N59HAAX); see page 32. For list pricing, use your electronic specification tool or contact customer service
- Stitch-it option – specify V (i.e., N59HAAV). For list pricing, use your electronic specification tool or contact customer service
- Stitch-it locations; Front Back, Seat, Extreme Back

**EASY ACCESS CHAIR  
SLAT BACK**



N59HCC



N59HCCT

MODEL NO.	GRADE / LIST PRICE										
		1	2/COM	3/COL	4	5	6	7	L7	L8	
N59HCC	Arms	\$ 1513	1537	1547	1565	1584	1617	1660	1865	1932	
N59HCCT	Arms, Black Polyurethane Arm Caps	1611	1635	1645	1663	1682	1715	1758	1963	2030	

**DIMENSIONS**

Width	24	Seat Height	24½	Arm Height	33	Foot Rest Depth	2¼	Weight	40
Depth	25½	Seat Depth	19½	Back Height	17¼	Foot Rest Width	20% <sub>10</sub>	Cubic Ft.	18.4
Height	40	Seat Width	20¼	Back Width	17½	Foot Rest Height from floor to top of step	7¼		

- Stitch-it option – specify V (i.e., N59HCCV). For list pricing, use your electronic specification tool or contact customer service
- Stitch-it location; Seat



## COM YARDAGE REQUIREMENTS

### COM YARDAGE REQUIREMENTS (54" WIDTH – CUT UP THE ROLL)

MODEL	RAILROADED Contact customer service 800-482-1717 for ydg requirements	NON DIRECTIONAL OR SOLID	1"-4" REPEAT	5"-11" REPEAT	12"-18" REPEAT	COL SQUARE FEET
			4" VERTICAL X 4" HORIZONTAL	11" VERTICAL X 11" HORIZONTAL	18" VERTICAL X 18" HORIZONTAL	
N59AA, N59AAT, N59AL		0.90	1.40	1.60	2.40	18
N59BB, N59BBT, N59BL		1.20	1.60	1.90	3.40	24
N59CC, N59CCT, N59CL		0.90	1.10	1.20	1.10	18
N59DD, N59DDT, N59DL		0.90	1.30	1.50	1.90	18
N59HAA, N59HAAT		0.90	1.40	1.60	2.40	18
N59HCC, N59HCCT		0.90	1.10	1.20	1.10	18
N59HH, N59HHT, N59HL		0.90	1.40	1.60	2.40	18
N59JJ, N59JJT, N59JL		1.10	1.60	1.80	2.90	22
N59KK, N59KKT		0.90	1.00	1.20	1.50	18
N59MM, N59MMT		1.50	1.60	2.10	2.30	30
N59PP, N59PPT		1.40	1.50	1.70	2.20	28
N59AAX, N59HAAX	Back	0.40	0.60	0.70	0.90	2.6
N59AATX, N59HAATX	Extreme	0.40	0.60	0.70	0.90	2.6
N59ALX	Seat	0.90	1.10	1.20	1.10	18
N59BBX	Back	0.40	0.60	0.70	0.90	2.6
N59BBTX	Lumbar	0.40	0.60	0.70	0.90	2.6
N59BLX	Extreme Back	0.40	0.60	0.70	0.90	2.6
	Extreme Lumbar	0.40	0.60	0.70	0.90	2.6
	Seat	0.90	1.10	1.20	1.10	18
N59DDX	Back	0.40	0.60	0.70	0.90	2.6
N59DDTX	Extreme Back	0.30	0.40	0.60	0.80	1.5
N59DLX	Seat	0.90	1.10	1.20	1.10	18
N59HHX	Lumbar	0.40	0.60	0.70	0.90	2.6
N59HHTX	Extreme Lumbar	0.40	0.60	0.70	0.90	2.6
N59HLX	Seat	0.90	1.10	1.20	1.10	18
N59JJX	Back	0.40	0.60	0.70	0.90	2.6
N59JJTX	Lumbar	0.40	0.60	0.70	0.90	2.6
N59JLX	Extreme Back	0.30	0.40	0.60	0.80	1.5
	Extreme Lumbar	0.40	0.60	0.70	0.90	2.6
	Seat	0.90	1.10	1.20	1.10	18
N59MMX	Back	0.40	0.50	0.60	0.90	4
N59MMTX	Extreme Back	0.40	0.50	0.60	0.90	4
	Seat	0.90	1.00	1.10	1.40	18
N59PPX	Back	0.40	0.50	0.60	0.90	4
N59PPTX	Extreme Back	0.20	0.30	0.50	0.70	2.5
	Seat	0.90	1.00	1.10	1.40	18

## COM YARDAGE REQUIREMENTS

### STITCH-IT YARDAGE REQUIREMENTS

For Non-Stitch-It locations, reference contrasting model yardage requirements in the Master Seating Pricelist.

MODEL NUMBER	STITCH-IT LOCATION	NON DIRECTIONAL YARDAGE
N59AAV, N59AATV, N59ALV	Back	0.90
	Extreme Back	0.90
	Seat	1.50
N59DDV, N59DDTV, N59DLV	Back	0.90
	Seat	1.50
N59BBV, N59BBTV, N59BLV	Back	0.90
	Lumbar	0.90
	Extreme Back	0.90
	Extreme Lumbar	0.90
	Seat	1.50
N59JJV, N59JJTV, N59JLV	Back	0.90
	Lumbar	0.90
	Extreme Lumbar	0.90
	Seat	1.50
N59HHV, N59HHTV, N59HLV	Lumbar	0.90
	Extreme Lumbar	0.90
	Seat	1.50
N59CCV, N59CCTV, N59CLV	Seat	1.50