

---

# ADMIRE

Product Specifications	40
Fabrics and Options	41
Contrasting Fabrics Specifications	42
Stitch-it Specifications	42
Product Pages	43
COM Yardage Requirements	45
Stitch-It Yardage Requirements	45

# ADMIRE

## ADMIRE PRODUCT SPECIFICATIONS

### FRAME CONSTRUCTION

- Constructed of exterior beech with mortise and tenon joints that are securely glued for maximum joint stability
- Non-marring nylon glides

### SEAT CONSTRUCTION

- 2" high grade polyurethane foam covers a plywood panel with high tension strip webbing for comfort
- Corner blocks screwed and glued in all 4 corners of the seat

### BACK CONSTRUCTION (ALL MODELS)

- Features exterior rails and/or slats cut from steam bent beech wood

### BACK CONSTRUCTION (N55AA, N55BB, N55EE, N55HH MODELS)

- 1" high grade polyurethane foam covers the front of a molded contour plywood back for support and comfort
- The outer (extreme) back features ½" of high grade polyurethane foam

### CONTRASTING FABRICS

- All models available with contrasting fabric

### STITCH-IT


- All models available with Stitch-it option

### FINISH

- A catalyzed top coat resists denting, peeling, and reactions to chemicals
- Can be cleaned with a damp cloth
- When specifying Brighton, Natural, and Sonoma finish, variation in color is acceptable due to the nature of wood characteristics

### WOOD SPECIES

- Beech



All Admire models may be ordered to meet TB133 fire code.

To order seating to meet the TB133 fire code, specify an "F" at the end of the model number (Ex: N55AAF).

For TB133 pricing go to [www.NationalOfficeFurniture.com/TB133](http://www.NationalOfficeFurniture.com/TB133)

Please consult customer service for applicable Arc-Com, COM, Designtex, Maharam, Momentum, Stinson, or Ultrafabrics fabric.

**FABRICS**

Grade 1	Cali
	Input
	Plush
	Ridge
	Stardust
Grade 2	Vessel
	Bliss
	Brilliant
	COM
	Dorset
	Orbit
	Phrase
	Pixie
Sedona	
Strand	

Grade 3	COL
	Jacks
	Silvertex
Grade 4	Connect Four
	Echo
	Masquerade
	Mode

Grade 6	Essence/Ultraleather
Grade 7	Brisa
	Brisa Distressed
	Reef Pro
	Silica
	Silica Etch
Tottori	
Grade L7	Davenport
Grade L8	Florence

**FINISHES**

AC	Autumn	PB	Portobello
AD	Almond	PT	Portico
CL	Caramel	SK	Skyline
CW	Cordovan	SM	Sonoma
DW	Judicial	TF	Truffle
HN	Honey	405	Designer White
IM	Brighton	462	Cinder
MC	Amber	792	Sable
MH	Mocha	793	Acorn*
NM	Natural		

\*Acorn is the finish complement to Clear Walnut finish



## TO ORDER CONTRASTING FABRIC, SPECIFY

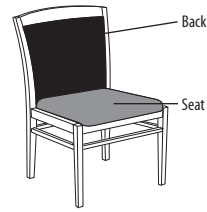
---

### ADMIRE

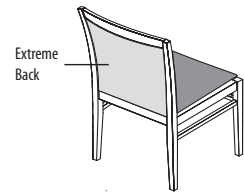
**Guest Half Upholstered Back page 43**

**Guest Fully Upholstered Back page 43**

1. Model Number plus "X"
2. Back Fabric Grade Number/Cover Number
3. Extreme Back Fabric Grade Number/Cover Number
4. Seat Fabric Grade Number/Cover Number
5. Finish Designator



Contrasting Upholstery



Contrasting Fabric Back View

## TO ORDER WITH STITCH-IT, SPECIFY

---

### ADMIRE

**Guest Half Upholstered Back page 43**

**Guest Fully Upholstered Back page 43**

**Guest Horizontal Slat Back page 44**

Note: Locations not applicable to all models

1. Model Number
2. Back Fabric Grade Number/Cover Number
3. Back Stitch-it Options
4. Extreme Back Fabric Grade Number/Cover Number
5. Extreme Back Stitch-it Options
6. Seat Fabric Grade Number/Cover Number
7. Seat Stitch-it Options
8. Finish Designator

See pages 26-27 for Stitch-It Options



Shaded models are available through our Quick Delivery program and will be delivered within 10 days or less. Shaded models that feature the 48 icon will ship within 48 hours (48). See page 8 for additional program information.

**TO ORDER, SPECIFY:**

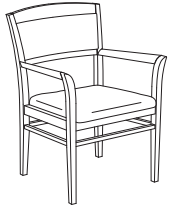
1. Model Number
2. Fabric Grade Number
3. Cover Number
4. Finish Designator

- See page 41 for Admire options
  - See pages 26-27 for Stitch-it options
- See page 45 for COM fabric yardage

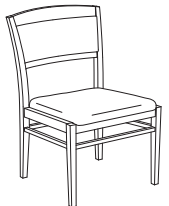
**GUEST  
HALF UPHOLSTERED BACK**

**MODEL  
NO.**

**GRADE / LIST PRICE**



Arms



Armless

		1	2/COM	3/COL	4	5	6	7	L7	L8
N55EE	Arms	\$ 851	878	889	909	930	966	1014	1242	1316
N55HH	Armless	756	783	794	814	835	871	919	1147	1221

**DIMENSIONS**

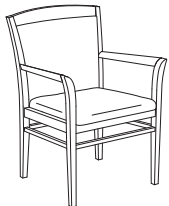
Width	24	Seat Width	19½	Arm Height	25¼	Arm Weight	32
Depth	24	Seat Depth	19½	Back Height	19	Armless Weight	30
Height	33¾	Seat Height	17½	Back Width	17¾	Arm Cubic Ft.	13.4
						Armless Cubic Ft.	14.6

- Contrasting fabric option – specify X (i.e., N55EEX); see page 42. For list pricing, use your electronic specification tool or contact customer service
- Stitch-it option – specify V (i.e., N55EEV). For list pricing, use your electronic specification tool or contact customer service
- Stitch-it locations; Front Back, Extreme Back and Seat


**GUEST  
FULLY UPHOLSTERED BACK**

**MODEL  
NO.**

**GRADE / LIST PRICE**



Arms



Armless

		1	2/COM	3/COL	4	5	6	7	L7	L8
N55AA	Arms	\$ 907	948	964	994	1026	1080	1152	1494	1605
QN55AA	Arms	907	948	964	994	1026	1080	1152		
N55BB	Armless	812	853	869	899	931	985	1057	1399	1510

**DIMENSIONS**

Width	24	Seat Width	19½	Arm Height	25¼	Arm Weight	32
Depth	24	Seat Depth	19½	Back Height	19	Armless Weight	30
Height	33¾	Seat Height	17½	Back Width	17¾	Arm Cubic Ft.	13.4
						Armless Cubic Ft.	14.6

- Contrasting fabric option – specify X (i.e., N55AAX); see page 42. For list pricing, use your electronic specification tool or contact customer service
- Stitch-it option – specify V (i.e., N55AAV). For list pricing, use your electronic specification tool or contact customer service
- Stitch-it locations; Front Back, Extreme Back and Seat

ADMIRE

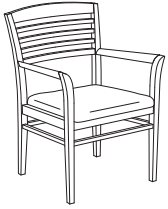
# ADMIRE

## TO ORDER, SPECIFY:


1. Model Number
2. Fabric Grade Number
3. Cover Number
4. Finish Designator

- See page 41 for Admire options
  - See pages 26-27 for Stitch-it options
- See page 45 for COM fabric yardage

### GUEST HORIZONTAL SLAT BACK



Arms



Armless

### MODEL NO.

### GRADE / LIST PRICE

		1	2/COM	3/COL	4	5	6	7	L7	L8
N55CC	Arms	\$ 929	947	954	967	981	1005	1037	1187	1236
N55DD	Armless	835	853	860	873	887	911	943	1093	1142

### DIMENSIONS

Width	24	Seat Width	19½	Arm Height	25¼	Arm Weight	32
Depth	24	Seat Depth	19½	Back Height	19	Armless Weight	30
Height	33¼	Seat Height	17½	Back Width	17¼	Arm Cubic Ft.	13.4
						Armless Cubic Ft.	14.6

- Stitch-it option – specify V (i.e., N55CCV). For list pricing, use your electronic specification tool or contact customer service
- Stitch-it locations; Seat

## COM YARDAGE REQUIREMENTS

### COM YARDAGE REQUIREMENTS (54" WIDTH – CUT UP THE ROLL)

MODEL	RAILROADED Contact customer service 800-482-1717 for ydg requirements	NON DIRECTIONAL OR SOLID	1"-4" REPEAT	5"-11" REPEAT	12"-18" REPEAT	COL SQUARE FEET
			4" VERTICAL X 4" HORIZONTAL	11" VERTICAL X 11" HORIZONTAL	18" VERTICAL X 18" HORIZONTAL	
N55AA, N55BB		1.20	1.50	2.30	2.90	23
N55CC, N55DD		0.80	1.00	1.10	1.10	10
N55EE, N55HH		0.80	1.20	1.70	1.80	15
N55AAX	Back	0.70	0.70	0.70	0.90	6.5
N55BBX	Extreme	0.70	0.70	0.70	0.90	6
	Seat	0.80	0.80	1.00	1.10	7.5
N55EEX	Back	0.50	0.50	0.60	0.80	4.5
N55HHX	Extreme	0.40	0.50	0.60	0.80	3.5
	Seat	0.80	0.80	1.00	1.10	7.5

### STITCH-IT YARDAGE REQUIREMENTS

For Non-Stitch-It locations, reference contrasting model yardage requirements in the Master Seating Pricelist.

MODEL NUMBER	STITCH-IT LOCATION	NON DIRECTIONAL YARDAGE
N55AAV, N55BBV, N55EEV, N55HHV	Front Back	0.90
	Extreme Back	0.90
	Seat	0.90
N55CCV, N55DDV	Seat	0.90

ADMIRE