
ARROWOOD

LAMINATE

Product Specifications	24
Product Options	25
L Arrangements	26
U Arrangements	27
Product Pages	28

ARROWOOD - LAMINATE

PRODUCT SPECIFICATIONS

WORKSURFACE

- 1 $\frac{3}{16}$ " TFL (thermally fused laminate)
- Mitered rim
- Grain direction runs left-to-right unless noted

CHASSIS CONSTRUCTION

- All joints are securely fastened by screws, L-brackets, dowels, and concealed fasteners to ensure maximum strength
- $\frac{3}{4}$ " and full pedestal options
- $\frac{5}{8}$ " thick modesty panels
- Full height modesty panels on all full pedestal units, bridge units and arc top units
- $\frac{3}{4}$ " height modesty panels on all $\frac{3}{4}$ " pedestal units
- 1" thick end panels
- Standard leveling glides
- Modesty panels have horizontal grain unless otherwise noted

DRAWERS

- Drawers feature 5-sided construction allowing for easy removal/replacement of drawer fronts
- Sides, back and front are $\frac{1}{2}$ " thick woodgrain vinyl wrapped
- See interior drawer dimensions below

DRAWER SUSPENSIONS AND FILING

- Box and file drawers have full extension, progressive action slides with precision steel ball bearings
- All suspensions have a lifetime warranty
- Heavy-duty file rods in file drawers
- See filing capabilities below

CORD MANAGEMENT

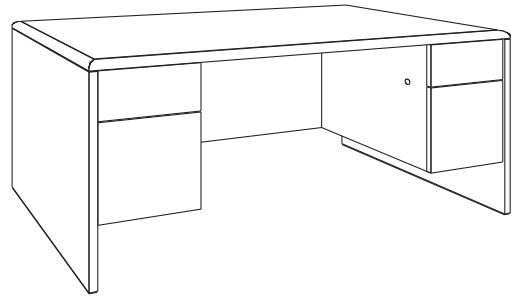
- Grommets are available in predetermined locations
- Standard in highback organizers
- Optional wire managers are available (See accessory pages)

LOCKING

- Black and silver lock cores are available
- Key Random means lock cores/keys are randomly (1-5) picked and factory installed in unit
- Key Specific means you can pick any number (1-200) for black or silver lock core/key. Must specify the lock core model separately; not factory installed and will ship separately
- Specify a change key to remove and change lock cores
- To order key specific lock cores, change keys, and master keys, reference page 411

EZ ARRANGEMENT MODEL NUMBERS

- Specify quickly and accurately with National's EZ Arrangement models. In each series, the most popular options have been pre-selected for a complete L or U configuration. Just choose the left or right model number, add a finish and you're done
- If you need additional models or want to create other configurations, simply see the individual model numbers and pricing in the pages following the EZ Arrangement models



DRAWER DESCRIPTION	INTERIOR DIMENSIONS			FRONT-TO-BACK FILING CAPABILITIES
	WIDTH	DEPTH	HEIGHT	
Box Drawer—Desk	12 $\frac{1}{16}$ "	17"	3 $\frac{1}{2}$ "	N/A
File Drawer—Desk	12 $\frac{1}{16}$ "	17"	9 $\frac{1}{2}$ "	Letter
Box Drawer—Executive Return & Multi-File	12 $\frac{1}{16}$ "	17"	3 $\frac{1}{2}$ "	N/A
File Drawer—Executive Return & Multi-File	12 $\frac{1}{16}$ "	17"	9 $\frac{1}{2}$ "	Letter
Box Drawer—Credenza	15 $\frac{1}{16}$ "	17"	3 $\frac{1}{2}$ "	N/A
File Drawer—Credenza	15 $\frac{1}{16}$ "	17"	9 $\frac{1}{2}$ "	Legal
Lateral File Drawer—Lateral File & Multi-File	31 $\frac{1}{16}$ "	15"	9 $\frac{1}{2}$ "	Letter, Legal, EDP

- All file drawers file letter, legal and EDP side-to-side

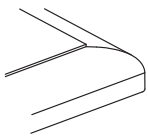
DIMENSION KEY

D	Depth
W	Width
H	Height
A	Overhang: Approach Side
KW	Kneespace Width
DI	Diameter

LAMINATES

- AC2 Autumn 2
- AD Almond
- CL Caramel
- CW Cordovan
- DW Judicial
- HN2 Honey 2
- IM Brighton
- MC Amber
- MH Mocha
- NM Natural
- PB Portobello
- SM Sonoma
- TF Truffle
- 792 Sable
- 793 Acorn

RIM PROFILE

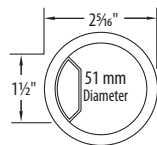


GROMMET OPTIONS

If no grommet is desired, specify an X (No Grommet)

**Round Grommet,
Black Plastic**

- G13LR Left & Right
- G13C Center



**Round Grommet
Plastic**

LOCKING

KEY RANDOM

- KRB Black
- KRS Silver

KEY SPECIFIC

- KS1B Black, 1 lock per unit
- KS1S Silver, 1 lock per unit
- KS2B Black, 2 locks per unit
- KS2S Silver, 2 locks per unit

Unit list price will be reduced by \$19 per lock when selecting Key Specific option. Must order specific lock cores separately (\$19 list each). See page 411 for Key Specific model numbers.



QUICK DELIVERY MODELS

Models starting with a "Q" will have the following options in stock:

- Rim Profile: Mitered
- Grommets: Included on highbacks, bridges and returns
- Locking: Random black cores
- Finish: Must specify Amber (MC) or Cordovan (CW)

ARROWOOD - LAMINATE L ARRANGEMENTS

Specify quickly and accurately with National's EZ Arrangement models. In each series, the most popular options have been pre-selected for a complete L or U configuration. Just choose the left or right model number, add a finish and you're done.

ARRANGEMENTS INCLUDE:

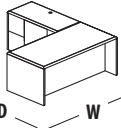
- Center grommet in return
- Random black lock cores
- Must specify finish

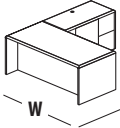
TO ORDER, SPECIFY FINISH:

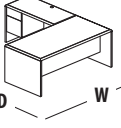
AC2 Autumn 2	HN2 Honey 2	PB Portobello
AD Almond	IM Brighton	SM Sonoma
CL Caramel	MC Amber	TF Truffle
CW Cordovan	MH Mocha	792 Sable
DW Judicial	NM Natural	793 Acorn

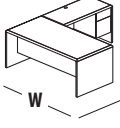


Shaded model numbers are available on our "To You in 10 Days or Less" Quick Delivery program and will be delivered in 10 days or less.

L-CONFIGURATIONS	MODEL NO./DESCRIPTION	LIST PRICE
LEFT L-CONFIGURATION FULL PEDESTAL 	21N8572LLFL 84¾D x 71¾W	\$ 2935
	consists of	
	21N3672DRFL1 Right Pedestal Desk	1823
	21N2449RLEFL2 Left Pedestal Return	1112
	21N7972LLFL 78¾D x 71¾W	\$ 2882
	consists of	
	21N3672DRFL1 Right Pedestal Desk	1823
	21N2443RLEFL2 Left Pedestal Return	1059
	21N7966LLFL 78¾D x 66W	\$ 2815
	consists of	
21N3066DRFL1 Right Pedestal Desk	1703	
21N2449RLEFL2 Left Pedestal Return	1112	
21N7366LLFL 72¾D x 66W	\$ 2762	
consists of		
21N3066DRFL1 Right Pedestal Desk	1703	
21N2443RLEFL2 Left Pedestal Return	1059	

L-CONFIGURATIONS	MODEL NO./DESCRIPTION	LIST PRICE
RIGHT L-CONFIGURATION FULL PEDESTAL 	21N8572LRFL 84¾D x 71¾W	\$ 2935
	consists of	
	21N3672DLFL1 Left Pedestal Desk	1823
	21N2449RREFL2 Right Pedestal Return	1112
	21N7972LRFL 78¾D x 71¾W	\$ 2882
	consists of	
	21N3672DLFL1 Left Pedestal Desk	1823
	21N2443RREFL2 Right Pedestal Return	1059
	21N7966LRFL 78¾D x 66W	\$ 2815
	consists of	
21N3066DLFL1 Left Pedestal Desk	1703	
21N2449RREFL2 Right Pedestal Return	1112	
21N7366LRFL 72¾D x 66W	\$ 2762	
consists of		
21N3066DLFL1 Left Pedestal Desk	1703	
21N2443RREFL2 Right Pedestal Return	1059	

L-CONFIGURATIONS	MODEL NO./DESCRIPTION	LIST PRICE
LEFT L-CONFIGURATION ¾ PEDESTAL 	Q21N8572LLQL 84¾D x 71¾W	\$ 2272
	21N8572LLQL 84¾D x 71¾W	\$ 2272
	consists of	
	21N3672DRQL3 Right Pedestal Desk	1391
	21N2449RLEQL3 Left Pedestal Return	881
	Q21N7972LLQL 78¾D x 71¾W	\$ 2217
	21N7972LLQL 78¾D x 71¾W	\$ 2217
	consists of	
	21N3672DRQL3 Right Pedestal Desk	1391
	21N2443RLEQL3 Left Pedestal Return	826
21N7966LLQL 78¾D x 66W	\$ 2157	
consists of		
21N3066DRQL3 Right Pedestal Desk	1276	
21N2449RLEQL3 Left Pedestal Return	881	
21N7366LLQL 72¾D x 66W	\$ 2102	
consists of		
21N3066DRQL3 Right Pedestal Desk	1276	
21N2443RLEQL3 Left Pedestal Return	826	

L-CONFIGURATIONS	MODEL NO./DESCRIPTION	LIST PRICE
RIGHT L-CONFIGURATION ¾ PEDESTAL 	Q21N8572LRQL 84¾D x 71¾W	\$ 2272
	21N8572LRQL 84¾D x 71¾W	\$ 2272
	consists of	
	21N3672DLQL3 Left Pedestal Desk	1391
	21N2449RREQL3 Right Pedestal Return	881
	Q21N7972LRQL 78¾D x 71¾W	\$ 2217
	21N7972LRQL 78¾D x 71¾W	\$ 2217
	consists of	
	21N3672DLQL3 Left Pedestal Desk	1391
	21N2443RREQL3 Right Pedestal Return	826
21N7966LRQL 78¾D x 66W	\$ 2157	
consists of		
21N3066DLQL3 Left Pedestal Desk	1276	
21N2449RREQL3 Right Pedestal Return	881	
21N7366LRQL 72¾D x 66W	\$ 2102	
consists of		
21N3066DLQL3 Left Pedestal Desk	1276	
21N2443RREQL3 Right Pedestal Return	826	

ARROWOOD - LAMINATE EZ ARRANGEMENTS

LAMINATE - ARROWOOD U ARRANGEMENTS

Specify quickly and accurately with National's EZ Arrangement models. In each series, the most popular options have been pre-selected for a complete L or U configuration. Just choose the left or right model number, add a finish and you're done.

ARRANGEMENTS INCLUDE:

- Center grommet in bridge
- Left and right grommets in credenza
- Random black lock cores
- Must specify finish

TO ORDER, SPECIFY FINISH:

AC2 Autumn 2	HN2 Honey 2	PB Portobello
AD Almond	IM Brighton	SM Sonoma
CL Caramel	MC Amber	TF Truffle
CW Cordovan	MH Mocha	792 Sable
DW Judicial	NM Natural	793 Acorn



Shaded model numbers are available on our "To You in 10 Days or Less" Quick Delivery program and will be delivered in 10 days or less.

U-CONFIGURATIONS	MODEL NO./DESCRIPTION	LIST PRICE	U-CONFIGURATIONS	MODEL NO./DESCRIPTION	LIST PRICE		
LEFT U-CONFIGURATION FULL PEDESTAL 	21N10872ULFL 107¼D x 71¾W	\$ 3840	RIGHT U-CONFIGURATION FULL PEDESTAL 	21N10872URFL 107¼D x 71¾W	\$ 3840		
	consists of			consists of			
	21N3672DRFL1 Right Pedestal Desk	1823		21N3672DLFL1 Left Pedestal Desk	1823		
	21N2448BEFL Bridge	483		21N2448BEFL Bridge	483		
	21N2472CLFL2 Left Pedestal Credenza	1534		21N2472CRFL2 Right Pedestal Credenza	1534		
	21N10472ULFL 104D x 71¾W			\$ 3814	21N10472URFL 104D x 71¾W		\$ 3814
	consists of			consists of			
	21N3672DRFL1 Right Pedestal Desk	1823		21N3672DLFL1 Left Pedestal Desk	1823		
	21N2445BEFL Bridge	457		21N2445BEFL Bridge	457		
	21N2472CLFL2 Left Pedestal Credenza	1534		21N2472CRFL2 Right Pedestal Credenza	1534		
21N10266ULFL 101¼D x 66W		\$ 3663	21N10266URFL 101¼D x 66W		\$ 3663		
consists of		consists of					
21N3066DRFL1 Right Pedestal Desk	1703	21N3066DLFL1 Left Pedestal Desk	1703				
21N2448BEFL Bridge	483	21N2448BEFL Bridge	483				
21N2466CLFL2 Left Pedestal Credenza	1477	21N2466CRFL2 Right Pedestal Credenza	1477				
21N9866ULFL 98D x 66W		\$ 3637	21N9866URFL 98D x 66W		\$ 3637		
consists of		consists of					
21N3066DRFL1 Right Pedestal Desk	1703	21N3066DLFL1 Left Pedestal Desk	1703				
21N2445BEFL Bridge	457	21N2445BEFL Bridge	457				
21N2466CLFL2 Left Pedestal Credenza	1477	21N2466CRFL2 Right Pedestal Credenza	1477				
LEFT U-CONFIGURATION ¾ PEDESTAL 	Q21N10872ULQL 107¼D x 71¾W	\$ 3091	RIGHT U-CONFIGURATION ¾ PEDESTAL 	Q21N10872URQL 107¼D x 71¾W	\$ 3091		
	consists of			consists of			
	21N3672DRQL3 Right Pedestal Desk	1391		21N3672DLQL3 Left Pedestal Desk	1391		
	21N2448BEFL Bridge	483		21N2448BEFL Bridge	483		
	21N2472CLQL3 Left Pedestal Credenza	1217		21N2472CRQL3 Right Pedestal Credenza	1217		
	Q21N10472ULQL 104D x 71¾W			\$ 3065	Q21N10472URQL 104D x 71¾W		\$ 3065
	consists of			consists of			
	21N3672DRQL3 Right Pedestal Desk	1391		21N3672DLQL3 Left Pedestal Desk	1391		
	21N2445BEFL Bridge	457		21N2445BEFL Bridge	457		
	21N2472CLQL3 Left Pedestal Credenza	1217		21N2472CRQL3 Right Pedestal Credenza	1217		
21N10266ULQL 101¼D x 66W		\$ 2928	21N10266URQL 101¼D x 66W		\$ 2928		
consists of		consists of					
21N3066DRQL3 Right Pedestal Desk	1276	21N3066DLQL3 Left Pedestal Desk	1276				
21N2448BEFL Bridge	483	21N2448BEFL Bridge	483				
21N2466CLQL3 Left Pedestal Credenza	1169	21N2466CRQL3 Right Pedestal Credenza	1169				
21N9866ULQL 98D x 66W		\$ 2902	21N9866URQL 98D x 66W		\$ 2902		
consists of		consists of					
21N3066DRQL3 Right Pedestal Desk	1276	21N3066DLQL3 Left Pedestal Desk	1276				
21N2445BEFL Bridge	457	21N2445BEFL Bridge	457				
21N2466CLQL3 Left Pedestal Credenza	1169	21N2466CRQL3 Right Pedestal Credenza	1169				

ARROWOOD - LAMINATE



Shaded model numbers are available on our "To You in 10 Days or Less" Quick Delivery program and will be delivered in 10 days or less.

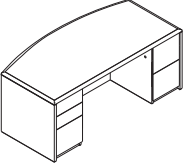
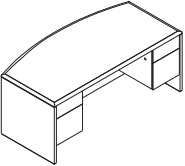

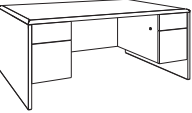
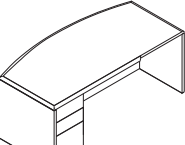
TO ORDER, SPECIFY:

1. Model Number
2. Grommet Option
3. Locking
4. Laminate

SAMPLE MODEL NUMBER:

21N3672DRFAL1 G13LR KRB AC2

- See page 25 for all options available in Arrowood Laminate

	MODEL NO./DESCRIPTION	LIST PRICE	DIMENSIONS					CARTONED WEIGHT	CUBIC FEET
			D	W	H	A	KW		
DOUBLE PEDESTAL DESK ARC TOP—FULL PEDESTAL 	21N3672DDFAL8	\$ 2686	35¾	71¾	29½	12%	39½	307 lbs.	57.4
	21N3666DDFAL8	2599	35¾	66	29½	12%	34%	285 lbs.	52.3
<ul style="list-style-type: none"> • Arc rim has flat edge detail • Unit has a full modesty panel • Depth of arc top is 35¾" at its widest point • Grommet (G13LR) available • Random lock core (KRB, KRS) and specified lock core (KS2B, KS2S) available 									
DOUBLE PEDESTAL DESK ARC TOP—¾ PEDESTAL 	21N3672DDYAL3	\$ 2217	35¾	71¾	29½	12%	39½	286 lbs.	57.4
	21N3666DDYAL3	2145	35¾	66	29½	12%	34%	280 lbs.	52.3
<ul style="list-style-type: none"> • Arc rim has flat edge detail • Unit has a full modesty panel • Depth of arc top is 35¾" at its widest point • Grommet (G13LR) available • Random lock core (KRB, KRS) and specified lock core (KS2B, KS2S) available 									
DOUBLE PEDESTAL DESK FULL PEDESTAL 	21N3672DDFL8	\$ 2133	35¾	71¾	29½	12%	39½	341 lbs.	57.4
	21N3666DDFL8	2063	35¾	66	29½	12%	34%	285 lbs.	52.3
	21N3066DDFL8	\$ 1965	29¾	66	29½	6%	34%	277 lbs.	47.0
	21N3060DDFL8	1874	29¾	59¾	29½	6%	27½	247 lbs.	41.5
<ul style="list-style-type: none"> • Unit has a full modesty panel • Grommet (G13LR) available • Random lock core (KRB, KRS) and specified lock core (KS2B, KS2S) available 									
DOUBLE PEDESTAL DESK ¾ PEDESTAL 	Q21N3672DDQL3	\$ 1671	35¾	71¾	29½	12%	39½	320 lbs.	57.4
	21N3672DDQL3	1671	35¾	71¾	29½	12%	39½	320 lbs.	57.4
	21N3666DDQL3	1617	35¾	66	29½	12%	34%	285 lbs.	52.3
	21N3066DDQL3	\$ 1478	29¾	66	29½	5%	34%	277 lbs.	47.0
	21N3060DDQL3	1413	29¾	59¾	29½	5%	28	231 lbs.	41.5
<ul style="list-style-type: none"> • Unit has a ¾ modesty panel • Grommet (G13LR) available • Random lock core (KRB, KRS) and specified lock core (KS2B, KS2S) available 									
SINGLE PEDESTAL DESK ARC TOP—FULL PEDESTAL 	LEFT PEDESTAL	RIGHT PEDESTAL							
	21N3672DLFAL1	21N3672DRFAL1	\$ 2380	35¾	71¾	29½	12%	30%	257 lbs.
<ul style="list-style-type: none"> • Not recommended as a freestanding unit due to routing in the rim • Arc rim has flat edge detail • Unit has a full modesty panel • Depth of arc top is 35¾" at its widest point • Grommet (G13LR) available • Random lock core (KRB, KRS) and specified lock core (KS1B, KS1S) available 									

Left shown

TO ORDER, SPECIFY:

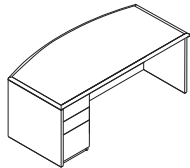
1. Model Number
2. Grommet Option
3. Locking
4. Laminate

SAMPLE MODEL NUMBER:

21N3672DRFFL1 G13LR KRB AC2

- See page 25 for all options available in Arrowood Laminate

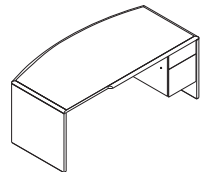
	MODEL NO./DESCRIPTION	LIST PRICE	DIMENSIONS				CARTONED WEIGHT	CUBIC FEET		
			D	W	H	A			KW	
FREESTANDING SINGLE PEDESTAL DESK ARC TOP—FULL PEDESTAL	LEFT PEDESTAL									
	RIGHT PEDESTAL									
	21N3672DLFFAL1	21N3672DRFFAL1	\$ 2380	35¾	71¾	29½	12½	55⅙	257 lbs.	57.4



Left shown

- Freestanding use only; cannot be used with a bridge or other connecting components
- Arc rim has flat edge detail
- Unit has a full modesty panel
- Depth of arc top is 35¾" at its widest point
- Grommet (G13LR) available
- Random lock core (KRB, KRS) and specified lock core (KS1B, KS1S) available

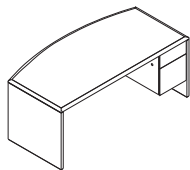
	MODEL NO./DESCRIPTION	LIST PRICE	DIMENSIONS				CARTONED WEIGHT	CUBIC FEET		
			D	W	H	A			KW	
SINGLE PEDESTAL DESK ARC TOP—¾ PEDESTAL	LEFT PEDESTAL									
	RIGHT PEDESTAL									
	21N3672DLYAL3	21N3672DRYAL3	\$ 1947	35¾	71¾	29½	12½	30¾	242 lbs.	57.4



Right shown

- Not recommended as a freestanding unit due to routing in the rim
- Arc rim has flat edge detail
- Unit has a full modesty panel
- Depth of arc top is 35¾" at its widest point
- Grommet (G13LR) available
- Random lock core (KRB, KRS) and specified lock core (KS1B, KS1S) available

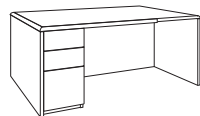
	MODEL NO./DESCRIPTION	LIST PRICE	DIMENSIONS				CARTONED WEIGHT	CUBIC FEET		
			D	W	H	A			KW	
FREESTANDING SINGLE PEDESTAL DESK ARC TOP—¾ PEDESTAL	LEFT PEDESTAL									
	RIGHT PEDESTAL									
	21N3672DLYFAL3	21N3672DRYFAL3	\$ 1947	35¾	71¾	29½	12½	55⅙	242 lbs.	57.4



Right shown

- Freestanding use only; cannot be used with a bridge or other connecting components
- Arc rim has flat edge detail
- Unit has a full modesty panel
- Depth of arc top is 35¾" at its widest point
- Grommet (G13LR) available
- Random lock core (KRB, KRS) and specified lock core (KS1B, KS1S) available

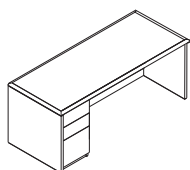
	MODEL NO./DESCRIPTION	LIST PRICE	DIMENSIONS				CARTONED WEIGHT	CUBIC FEET		
			D	W	H	A			KW	
SINGLE PEDESTAL DESK FULL PEDESTAL	LEFT PEDESTAL									
	RIGHT PEDESTAL									
		21N3672DLFL1	21N3672DRFL1	\$ 1823	35¾	71¾	29½	12½	30¾	291 lbs.
	21N3666DLFL1	21N3666DRFL1	1763	35¾	66	29½	12½	26¾	250 lbs.	52.3



Left shown

- Not recommended as a freestanding unit due to routing in the rim
- Unit has a full modesty panel
- Grommet (G13LR) available
- Random lock core (KRB, KRS) and specified lock core (KS1B, KS1S) available

	MODEL NO./DESCRIPTION	LIST PRICE	DIMENSIONS				CARTONED WEIGHT	CUBIC FEET		
			D	W	H	A			KW	
FREESTANDING SINGLE PEDESTAL DESK FULL PEDESTAL	LEFT PEDESTAL									
	RIGHT PEDESTAL									
		21N3672DLFFL1	21N3672DRFFL1	\$ 1823	35¾	71¾	29½	12½	55⅙	291 lbs.
	21N3666DLFFL1	21N3666DRFFL1	1763	35¾	66	29½	12½	49¾	250 lbs.	52.3



Left shown

- Freestanding use only; cannot be used with a bridge or other connecting components
- Unit has a full modesty panel
- Grommet (G13LR) available
- Random lock core (KRB, KRS) and specified lock core (KS1B, KS1S) available

ARROWOOD - LAMINATE



Shaded model numbers are available on our "To You in 10 Days or Less" Quick Delivery program and will be delivered in 10 days or less.

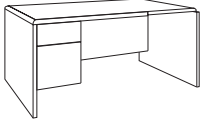
TO ORDER, SPECIFY:

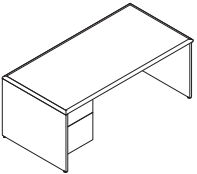
1. Model Number
2. Grommet Option
3. Locking
4. Laminate

SAMPLE MODEL NUMBER:

21N3672DULL HN2

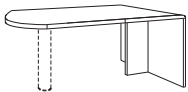
- See page 25 for all options available in Arrowood Laminate

MODEL NO./DESCRIPTION	LIST PRICE	DIMENSIONS					CARTONED WEIGHT	CUBIC FEET			
		D	W	H	A	KW					
SINGLE PEDESTAL DESK ¾ PEDESTAL		LEFT PEDESTAL	RIGHT PEDESTAL								
		Q21N3672DLQL3	Q21N3672DRQL3	\$ 1391	35¾	71¾	29½	12½	30¾	276 lbs.	57.4
		21N3672DLQL3	21N3672DRQL3	1391	35¾	71¾	29½	12½	30¾	276 lbs.	57.4
		21N3666DLQL3	21N3666DRQL3	1346	35¾	66	29½	12½	26¾	250 lbs.	52.3
		21N3066DLQL3	21N3066DRQL3	\$ 1276	29¾	66	29½	6¾	25½	218 lbs.	45.3
Left shown		<ul style="list-style-type: none"> • Not recommended as a freestanding unit due to routing in the rim • Unit has a ¾ modesty panel • Grommet (G13LR) available • Random lock core (KRB, KRS) and specified lock core (KS1B, KS1S) available 									

**FREESTANDING
SINGLE PEDESTAL DESK
¾ PEDESTAL**


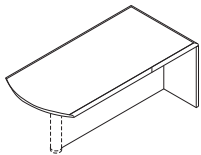
Left shown

MODEL NO./DESCRIPTION	LIST PRICE	DIMENSIONS					CARTONED WEIGHT	CUBIC FEET			
		D	W	H	A	KW					
LEFT PEDESTAL		RIGHT PEDESTAL									
21N3672DLQFL3	\$ 1391	21N3672DRQFL3	35¾	71¾	29½	12½	55½	276 lbs.	57.4		
21N3666DLQFL3	1346	21N3666DRQFL3	35¾	66	29½	12½	49¾	250 lbs.	52.3		
21N3066DLQFL3	\$ 1276	21N3066DRQFL3	29¾	66	29½	6¾	49¾	218 lbs.	45.3		
21N3060DLQFL3	1192	21N3060DRQFL3	29¾	59¾	29½	6¾	43¾	215 lbs.	42.0		
		<ul style="list-style-type: none"> • Freestanding use only; cannot be used with a bridge or other connecting components • Unit has a ¾ modesty panel • Grommet (G13LR) available • Random lock core (KRB, KRS) and specified lock core (KS1B, KS1S) available 									

U-SHAPED DESK


Left shown

MODEL NO./DESCRIPTION	LIST PRICE	DIMENSIONS					CARTONED WEIGHT	CUBIC FEET			
		D	W	H	A	KW					
LEFT U		RIGHT U									
21N3672DULL	\$ 1301	21N3672DURL	35¾	71¾	29½	—	30¾	143 lbs.	5.3		
		<ul style="list-style-type: none"> • Not recommended as a freestanding unit due to routing in the rim • Must specify support base, see below for support base options • Curved rim has flat edge detail • Grommets not available 									

**U-SHAPED DESK
WITH MODESTY**


Left shown

MODEL NO./DESCRIPTION	LIST PRICE	DIMENSIONS					CARTONED WEIGHT	CUBIC FEET			
		D	W	H	A	KW					
LEFT U		RIGHT U									
21N3672DULFL	\$ 1670	21N3672DURFL	35¾	71¾	29½	—	30¾	152 lbs.	6.1		
		<ul style="list-style-type: none"> • Not recommended as a freestanding unit due to routing in the rim • Must specify support base, see below for support base options • Curved rim has flat edge detail • Grommets not available 									

SUPPORT BASES


MODEL NO./DESCRIPTION	LIST PRICE	DIMENSIONS					CARTONED WEIGHT	CUBIC FEET			
		D	W	H	A	KW					
NAC0428SFRNB	\$ 225	Metal	4	—	27¾-29¼	—	10 lbs.	1.0			
		<ul style="list-style-type: none"> • Adjustable glide standard • Specify paint colors: (405) Designer White, (423) Concrete, (462) Cinder, (463) Iron, (501) Platinum Metallic, or (503) Satin Nickel Metallic • Optional upper and lower (CUL) wire management cutout • For use with U-Shaped desks 									



Shaded model numbers are available on our "To You in 10 Days or Less" Quick Delivery program and will be delivered in 10 days or less.

TO ORDER, SPECIFY:

1. Model Number
2. Grommet Option
3. Locking
4. Laminate

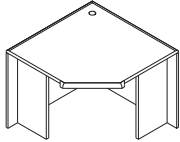
SAMPLE MODEL NUMBERS:

21N3737CFSL G13C HN2
 21N2449RLEQL3 G13C KS1B MH

• See page 25 for all options available in Arrowood Laminate

	MODEL NO./DESCRIPTION	LIST PRICE	DIMENSIONS					CARTONED WEIGHT	CUBIC FEET
			D	W	H	A	KW		

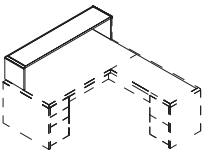
CORNER UNIT



21N3737CFSL	\$ 1149	37 ³ / ₄	37 ³ / ₄	29 ¹ / ₂	—	17	135 lbs.	5.9
-------------	---------	--------------------------------	--------------------------------	--------------------------------	---	----	----------	-----

- Not recommended as a freestanding unit due to routing in the rim
- Some assembly required
- Unit can be attached to bridge, return or multi-file return only
- Grommet (G13C) available

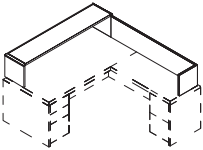
TRANSACTION COUNTER DESK UNIT



21N1569TCL	\$ 557	14 ³ / ₄	69	15 ³ / ₁₆	—	—	61 lbs.	2.4
21N1563TCL	524	14 ³ / ₄	63	15 ³ / ₁₆	—	—	58 lbs.	2.2

- Transaction surface spans over the desk only
- Some assembly required
- 1569 transaction counter to be used with 36 x 72 single ped desk
- 1563 transaction counter to be used with 30 x 66 single ped desk

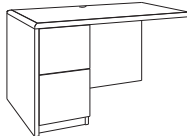
TRANSACTION COUNTER L UNIT



21N6981TCL	\$ 826	80 ⁷ / ₃₂	69	15 ³ / ₁₆	—	—	87 lbs.	3.3
21N6375TCL	790	74 ⁷ / ₃₂	63	15 ³ / ₁₆	—	—	81 lbs.	3.0

- Some assembly required
- 6981 transaction counter to be used with 36 x 72 single ped desk and 2449 return
- 6375 transaction counter to be used with 30 x 66 single ped desk and 2449 return
- Non-handed. Can be placed L or R in field

RETURN FULL PEDESTAL

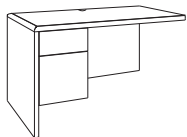


Left shown

LEFT PEDESTAL	RIGHT PEDESTAL		D	W	H	A	KW	CARTONED WEIGHT	CUBIC FEET
21N2464RLEFL2	21N2464RREFL2	\$ 1168	23 ³ / ₄	64	29 ¹ / ₂	—	47 ¹ / ₄	180 lbs.	30.0
21N2449RLEFL2	21N2449RREFL2	1112	23 ³ / ₄	49	29 ¹ / ₂	—	31 ⁷ / ₃₂	160 lbs.	28.7
21N2443RLEFL2	21N2443RREFL2	1059	23 ³ / ₄	43	29 ¹ / ₂	—	26 ⁷ / ₃₂	150 lbs.	25.9

- Grain direction runs front-to-back on worksurface
- Grain direction runs vertical on modesty panel
- Unit has a full modesty panel
- Grommet (G13C) available
- Random lock core (KRB, KRS) and specified lock core (KS1B, KS1S) available

RETURN 3/4 PEDESTAL



Left shown

LEFT PEDESTAL	RIGHT PEDESTAL		D	W	H	A	KW	CARTONED WEIGHT	CUBIC FEET
21N2464RLEQL3	21N2464RREQL3	\$ 926	23 ³ / ₄	64	29 ¹ / ₂	—	47 ¹ / ₄	180 lbs.	30.0
Q21N2449RLEQL3	Q21N2449RREQL3	881	23 ³ / ₄	49	29 ¹ / ₂	—	31 ⁷ / ₃₂	142 lbs.	28.7
21N2449RLEQL3	21N2449RREQL3	881	23 ³ / ₄	49	29 ¹ / ₂	—	31 ⁷ / ₃₂	142 lbs.	28.7
Q21N2443RLEQL3	Q21N2443RREQL3	826	23 ³ / ₄	43	29 ¹ / ₂	—	26 ⁷ / ₃₂	133 lbs.	25.9
21N2443RLEQL3	21N2443RREQL3	826	23 ³ / ₄	43	29 ¹ / ₂	—	26 ⁷ / ₃₂	133 lbs.	25.9

- Grain direction runs front-to-back on worksurface
- Grain direction runs vertical on modesty panel
- Unit has a 3/4 modesty panel
- Grommet (G13C) available
- Random lock core (KRB, KRS) and specified lock core (KS1B, KS1S) available



Shaded model numbers are available on our "To You in 10 Days or Less" Quick Delivery program and will be delivered in 10 days or less.

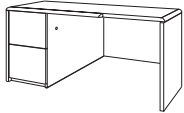
TO ORDER, SPECIFY:

1. Model Number
2. Grommet Option
3. Locking
4. Laminate

SAMPLE MODEL NUMBER:

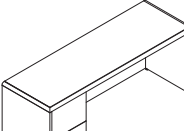
21N2466CRQL3 G13LR KRB CW

• See page 25 for all options available in Arrowood Laminate

	MODEL NO./DESCRIPTION		LIST PRICE	DIMENSIONS				KW	CARTONED WEIGHT	CUBIC FEET
				D	W	H	A			
SINGLE PEDESTAL CREDENZA FULL PEDESTAL—FILE/FILE 	LEFT PEDESTAL	RIGHT PEDESTAL								
	21N2472CLFL2	21N2472CRFL2	\$ 1534	23¾	71¾	29½	—	27%	239 lbs.	40.6
	21N2466CLFL2	21N2466CRFL2	1477	23¾	66	29½	—	22%	227 lbs.	37.5

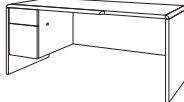
Left shown

- Not recommended as a freestanding unit due to routing in the rim
- Grommet (G13LR) available
- Random lock core (KRB, KRS) and specified lock core (KS1B, KS1S) available

	MODEL NO./DESCRIPTION		LIST PRICE	DIMENSIONS				KW	CARTONED WEIGHT	CUBIC FEET
	LEFT PEDESTAL	RIGHT PEDESTAL		D	W	H	A			
FREESTANDING SINGLE PEDESTAL CREDENZA FULL PEDESTAL—FILE/FILE 	LEFT PEDESTAL	RIGHT PEDESTAL								
	21N2472CLFFL2	21N2472CRFFL2	\$ 1534	23¾	71¾	29½	—	52%	239 lbs.	40.6
	21N2466CLFFL2	21N2466CRFFL2	1477	23¾	66	29½	—	46⅙	227 lbs.	37.5
	21N2460CLFFL2	21N2460CRFFL2	1435	23¾	59¾	29½	—	40%	220 lbs.	33.7

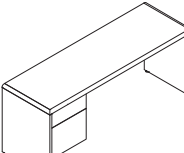
Left shown

- Freestanding use only; cannot be used with a bridge or other connecting components
- Grommet (G13LR) available
- Random lock core (KRB, KRS) and specified lock core (KS1B, KS1S) available

	MODEL NO./DESCRIPTION		LIST PRICE	DIMENSIONS				KW	CARTONED WEIGHT	CUBIC FEET
	LEFT PEDESTAL	RIGHT PEDESTAL		D	W	H	A			
SINGLE PEDESTAL CREDENZA ¾ PEDESTAL—BOX/FILE 	LEFT PEDESTAL	RIGHT PEDESTAL								
	Q21N2472CLQL3	Q21N2472CRQL3	\$ 1217	23¾	71¾	29½	—	27%	219 lbs.	40.6
	21N2472CLQL3	21N2472CRQL3	1217	23¾	71¾	29½	—	27%	219 lbs.	40.6
	21N2466CLQL3	21N2466CRQL3	1169	23¾	66	29½	—	22%	207 lbs.	37.5

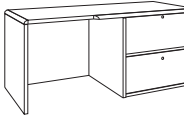
Left shown

- Not recommended as a freestanding unit due to routing in the rim
- Unit has a ¾ modesty panel
- Grommet (G13LR) available
- Random lock core (KRB, KRS) and specified lock core (KS1B, KS1S) available

	MODEL NO./DESCRIPTION		LIST PRICE	DIMENSIONS				KW	CARTONED WEIGHT	CUBIC FEET
	LEFT PEDESTAL	RIGHT PEDESTAL		D	W	H	A			
FREESTANDING SINGLE PEDESTAL CREDENZA ¾ PEDESTAL—BOX/FILE 	LEFT PEDESTAL	RIGHT PEDESTAL								
	21N2472CLQFL3	21N2472CRQFL3	\$ 1217	23¾	71¾	29½	—	52%	219 lbs.	40.6
	21N2466CLQFL3	21N2466CRQFL3	1169	23¾	66	29½	—	46⅙	207 lbs.	37.5
	21N2460CLQFL3	21N2460CRQFL3	1132	23¾	59¾	29½	—	40%	200 lbs.	33.7

Left shown

- Freestanding use only; cannot be used with a bridge or other connecting components
- Unit has a ¾ modesty panel
- Grommet (G13LR) available
- Random lock core (KRB, KRS) and specified lock core (KS1B, KS1S) available

	MODEL NO./DESCRIPTION		LIST PRICE	DIMENSIONS				KW	CARTONED WEIGHT	CUBIC FEET
	LEFT PEDESTAL	RIGHT PEDESTAL		D	W	H	A			
SINGLE PEDESTAL CREDENZA FULL PEDESTAL—LATERAL FILE 	LEFT PEDESTAL	RIGHT PEDESTAL								
	21N2472CLFL6	21N2472CRFL6	\$ 1714	23¾	71¾	29½	—	11%	279 lbs.	40.6
	21N2466CLFL6	21N2466CRFL6	1667	23¾	66	29½	—	5%	267 lbs.	37.5

Right shown

- Not recommended as a freestanding unit due to routing in the rim
- Front-to-back filing is standard with lateral files; 4 rods per drawer are included
- Grommet (G13LR) available
- Random lock core (KRB, KRS) and specified lock core (KS2B, KS2S) available

ARROWOOD - LAMINATE



Shaded model numbers are available on our "To You in 10 Days or Less" Quick Delivery program and will be delivered in 10 days or less.

TO ORDER, SPECIFY:

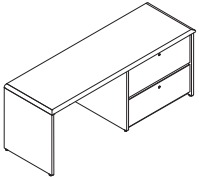
1. Model Number
2. Grommet Option
3. Locking
4. Laminate

SAMPLE MODEL NUMBER:

21N2472CLFL10 G13LR KS2B AC2

- See page 25 for all options available in Arrowood Laminate

MODEL NO./DESCRIPTION	LIST PRICE	DIMENSIONS				KW	CARTONED WEIGHT	CUBIC FEET
		D	W	H	A			
FREESTANDING SINGLE PEDESTAL CREDENZA FULL PEDESTAL—LATERAL FILE								
LEFT PEDESTAL								
RIGHT PEDESTAL								
21N2472CLFFL6	\$ 1714	23¾	71¾	29½	—	35%	279 lbs.	40.6
21N2466CLFFL6	1667	23¾	66	29½	—	29% ¹ / ₆	267 lbs.	37.5

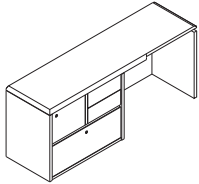


Right shown

- To prevent tipping, it is recommended that cabinets be ganged together or anchored to a suitable wall or floor
- Freestanding use only; cannot be used with a bridge or other connecting components
- Front-to-back filing is standard with lateral files; 4 rods per drawer are included
- Grommet (G13LR) available
- Random lock core (KRB, KRS) and specified lock core (KS2B, KS2S) available

SINGLE PEDESTAL CREDENZA FULL PEDESTAL—MULTI-FILE

LEFT PEDESTAL	RIGHT PEDESTAL	LIST PRICE	D	W	H	A	KW	CARTONED WEIGHT	CUBIC FEET
21N2472CLFL10	21N2472CRFL10	\$ 1780	23¾	71¾	29½	—	11¼	279 lbs.	40.6

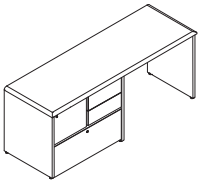


Left shown

- Not recommended as a freestanding unit due to routing in the rim
- Grommet (G13LR) available
- Random lock core (KRB, KRS) and specified lock core (KS2B, KS2S) available

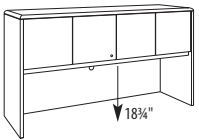
FREESTANDING SINGLE PEDESTAL CREDENZA FULL PEDESTAL—MULTI-FILE

LEFT PEDESTAL	RIGHT PEDESTAL	LIST PRICE	D	W	H	A	KW	CARTONED WEIGHT	CUBIC FEET
21N2472CLFFL10	21N2472CRFFL10	\$ 1780	23¾	71¾	29½	—	35%	279 lbs.	40.6



Left shown

- Grommet (G13LR) available
- Random lock core (KRB, KRS) and specified lock core (KS2B, KS2S) available
- Freestanding use only; cannot be used with a bridge or other connecting components

HIGHBACK ORGANIZER

LAMINATE DOORS

21N8136HBHL	\$ 1432	14¾	80¾	36¾ ₁₆	—	—	240 lbs.	42.0
21N7536HBHL	1380	14¾	74¾	36¾ ₁₆	—	—	230 lbs.	38.0
Q21N6936HBHL	1327	14¾	69	36¾ ₁₆	—	—	220 lbs.	25.8
21N6936HBHL	1327	14¾	69	36¾ ₁₆	—	—	220 lbs.	25.8
21N6336HBHL	1276	14¾	63	36¾ ₁₆	—	—	173 lbs.	23.6
21N5736HBHL	1222	14¾	57¾ ₁₆	36¾ ₁₆	—	—	148 lbs.	22.0

- Highback organizer features (4) side hinged doors and full back panels with cord management
- For tack board models, see pages 433-438
- Not for use in open plan applications due to open pin holes in backs
- Random lock core (KRB, KRS) and specified lock core (KS1B, KS1S) available



Shaded model numbers are available on our "To You in 10 Days or Less" Quick Delivery program and will be delivered in 10 days or less.

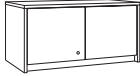
TO ORDER, SPECIFY:

1. Model Number
2. Locking
3. Laminate

SAMPLE MODEL NUMBER:

21N2436LFF4L KRB AC2

- See page 25 for all options available in Arrowood Laminate

	MODEL NO./DESCRIPTION	LIST PRICE	DIMENSIONS					CARTONED WEIGHT	CUBIC FEET	
			D	W	H	A	KW			
OVERHEAD CABINET WALL MOUNT 	LAMINATE DOORS									
	21N3017SOHML	TFL	\$ 620	14¾	29¾	17	—	—	89 lbs.	8.3
	Q21N3617SOHML	TFL	684	14¾	35¾	17	—	—	100 lbs.	9.7
	21N3617SOHML	TFL	684	14¾	35¾	17	—	—	100 lbs.	9.7

- Flat edge detail
- Inside dimensions of 21N3017SOHML are 12¾" deep, 28¾" wide and 12¾" high
- Inside dimensions of 21N3617SOHML are 12¾" deep, 34¾" wide and 12¾" high
- Wall mount bracket, for attachment to wall, is included
- National recommends that each overhead cabinet be secured by a minimum of 2 mounting locations (studs); National will not be liable for wall mount cabinets that are not properly installed
- For tack board models, see pages 433-438
- Random lock core (KRB, KRS) and specified lock core (KS1B, KS1S) available

SINGLE STORAGE CABINET/WARDROBE



Left shown

	LEFT HINGED	RIGHT HINGED		DIMENSIONS							
	21N1866VSWHLL	21N1866VSWHRL	Laminate Top	\$ 1954	23¾	18	65¾	—	—	160 lbs.	23.6
	Inside Dimensions				18½	16½	61½	—	—	—	—

- Single storage cabinet can be used as a wardrobe unit by removing the 4 adjustable shelves
- Removable coat rod is standard
- Unit has an unfinished back
- Specify laminate only

LATERAL FILE 2 DRAWER



	Q21N2436LFF2L	\$ 1112	23¾	35¾	29½	—	—	184 lbs.	17.7
	21N2436LFF2L	1112	23¾	35¾	29½	—	—	184 lbs.	17.7

- Front-to-back filing is standard with lateral files; 4 rods per drawer are included
- Random lock core (KRB, KRS) and specified lock core (KS2B, KS2S) available

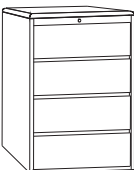
LATERAL FILE 3 DRAWER



	21N2436LFF3L	\$ 1812	23¾	35¾	44½	—	—	210 lbs.	30.0
--	--------------	---------	-----	-----	-----	---	---	----------	------

- Front-to-back filing is standard with lateral files; 4 rods per drawer are included
- Random lock core (KRB, KRS) and specified lock core (KS1B, KS1S) available

LATERAL FILE 4 DRAWER



	21N2436LFF4L	\$ 2515	23¾	35¾	58¾	—	—	291 lbs.	40.2
--	--------------	---------	-----	-----	-----	---	---	----------	------

- Front-to-back filing is standard with lateral files; 4 rods per drawer are included
- Random lock core (KRB, KRS) and specified lock core (KS1B, KS1S) available

ARROWOOD - LAMINATE



Shaded model numbers are available on our "To You in 10 Days or Less" Quick Delivery program and will be delivered in 10 days or less.

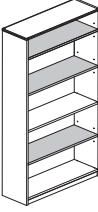
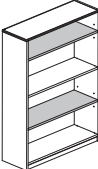
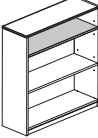

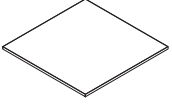
TO ORDER, SPECIFY:

1. Model Number
2. Grommet Option
3. Laminate

SAMPLE MODEL NUMBER:

21N2430PTL G13C TF

- See page 25 for all options available in Arrowood Laminate

	MODEL NO./DESCRIPTION	LIST PRICE	DIMENSIONS					CARTONED CUBIC		
			D	W	H	A	KW	WEIGHT	FEET	
BOOKCASE 	Q21N3365BCOFL	\$ 1003	13	33	65 $\frac{1}{16}$	—	—	135 lbs.	27.4	
	21N3365BCOFL	1003	13	33	65 $\frac{1}{16}$	—	—	135 lbs.	27.4	
	<ul style="list-style-type: none"> • Bookcase shelves hold 100 lbs. of evenly distributed weight • Shaded shelves are adjustable • Bookcase has an unfinished back 									
BOOKCASE 	21N3353BCOFL	\$ 868	13	33	53	—	—	92 lbs.	22.4	
	<ul style="list-style-type: none"> • Bookcase shelves hold 100 lbs. of evenly distributed weight • Bookcase has an unfinished back • Shaded shelves are adjustable 									
BOOKCASE SET-ON 	Q21N3336BCOL	\$ 706	13	33	36 $\frac{3}{16}$	—	—	85 lbs.	15.8	
	21N3336BCOL	706	13	33	36 $\frac{3}{16}$	—	—	85 lbs.	15.8	
	<ul style="list-style-type: none"> • Bookcase shelves hold 100 lbs. of evenly distributed weight • Shaded shelf is adjustable • Bookcase has an unfinished back 									
PRINTER/TELEPHONE STAND 	21N2430PTL	\$ 852	23 $\frac{3}{4}$	29 $\frac{3}{4}$	29 $\frac{1}{2}$	—	—	91 lbs.	14.3	
	MPK-4 Set of 4 Casters	82	For use as a mobile unit					1 lbs.	0.2	
	<ul style="list-style-type: none"> • Fixed shelf is 12" deep and 27$\frac{3}{4}$" wide and $\frac{3}{4}$" thick • Open back • Grommet (G13C) available 									
SQUARE TABLE TOP 	30" SQUARE		1$\frac{1}{16}$" TOP THICKNESS							
	21N3030SQL	Laminate	\$ 508	30	30	1 $\frac{1}{16}$	—	—	33 lbs.	2.0
	36" SQUARE									
	21N3636SQL		\$ 596	36	36	1 $\frac{1}{16}$	—	—	42 lbs.	2.4
	42" SQUARE									
21N4242SQL		\$ 854	42	42	1 $\frac{1}{16}$	—	—	58 lbs.	3.2	
48" SQUARE										
21N4848SQL		\$ 1172	48	48	1 $\frac{1}{16}$	—	—	76 lbs.	4.2	
	<ul style="list-style-type: none"> • Reference Table Base Guide in the Tables Price List on pages 41-45 for applicable bases • Grommet options available on square tops are G10C and CUT-G15C, reference Tables Price List page 65 for options and upcharge 									