
ARROWOOD

LAMINATE

Product Specifications	24
Product Options	25
L Arrangements	26
U Arrangements	27
Product Pages	28

ARROWOOD - LAMINATE

PRODUCT SPECIFICATIONS

WORKSURFACE

- 1 $\frac{3}{16}$ " TFL (thermally fused laminate)
- Mitered rim
- Grain direction runs left-to-right unless noted

CHASSIS CONSTRUCTION

- All joints are securely fastened by screws, L-brackets, dowels, and concealed fasteners to ensure maximum strength
- $\frac{3}{4}$ " and full pedestal options
- $\frac{5}{8}$ " thick modesty panels
- Full height modesty panels on all full pedestal units, bridge units and arc top units
- $\frac{3}{4}$ " height modesty panels on all $\frac{3}{4}$ " pedestal units
- 1" thick end panels
- Standard leveling glides
- Modesty panels have horizontal grain unless otherwise noted

DRAWERS

- Drawers feature 5-sided construction allowing for easy removal/replacement of drawer fronts
- Sides, back and front are $\frac{1}{2}$ " thick woodgrain vinyl wrapped
- See interior drawer dimensions below

DRAWER SUSPENSIONS AND FILING

- Box and file drawers have full extension, progressive action slides with precision steel ball bearings
- All suspensions have a lifetime warranty
- Heavy-duty file rods in file drawers
- See filing capabilities below

CORD MANAGEMENT

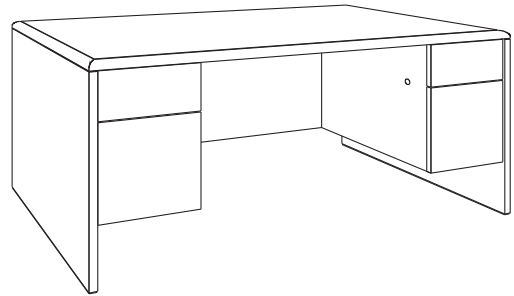
- Grommets are available in predetermined locations
- Standard in highback organizers
- Optional wire managers are available (See accessory pages)

LOCKING

- Black and silver lock cores are available
- Key Random means lock cores/keys are randomly (1-5) picked and factory installed in unit
- Key Specific means you can pick any number (1-200) for black or silver lock core/key. Must specify the lock core model separately; not factory installed and will ship separately
- Specify a change key to remove and change lock cores
- To order key specific lock cores, change keys, and master keys, reference page 411

EZ ARRANGEMENT MODEL NUMBERS

- Specify quickly and accurately with National's EZ Arrangement models. In each series, the most popular options have been pre-selected for a complete L or U configuration. Just choose the left or right model number, add a finish and you're done
- If you need additional models or want to create other configurations, simply see the individual model numbers and pricing in the pages following the EZ Arrangement models



DRAWER DESCRIPTION	INTERIOR DIMENSIONS			FRONT-TO-BACK FILING CAPABILITIES
	WIDTH	DEPTH	HEIGHT	
Box Drawer—Desk	12 $\frac{1}{16}$ "	17"	3 $\frac{1}{2}$ "	N/A
File Drawer—Desk	12 $\frac{1}{16}$ "	17"	9 $\frac{1}{2}$ "	Letter
Box Drawer—Executive Return & Multi-File	12 $\frac{1}{16}$ "	17"	3 $\frac{1}{2}$ "	N/A
File Drawer—Executive Return & Multi-File	12 $\frac{1}{16}$ "	17"	9 $\frac{1}{2}$ "	Letter
Box Drawer—Credenza	15 $\frac{1}{16}$ "	17"	3 $\frac{1}{2}$ "	N/A
File Drawer—Credenza	15 $\frac{1}{16}$ "	17"	9 $\frac{1}{2}$ "	Legal
Lateral File Drawer—Lateral File & Multi-File	31 $\frac{1}{16}$ "	15"	9 $\frac{1}{2}$ "	Letter, Legal, EDP

- All file drawers file letter, legal and EDP side-to-side

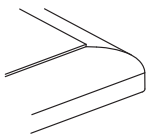
DIMENSION KEY

D	Depth
W	Width
H	Height
A	Overhang: Approach Side
KW	Kneespace Width
DI	Diameter

LAMINATES

- AC2 Autumn 2
- AD Almond
- CL Caramel
- CW Cordovan
- DW Judicial
- HN2 Honey 2
- IM Brighton
- MC Amber
- MH Mocha
- NM Natural
- PB Portobello
- SM Sonoma
- TF Truffle
- 792 Sable
- 793 Acorn

RIM PROFILE

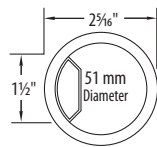


GROMMET OPTIONS

If no grommet is desired, specify an X (No Grommet)

**Round Grommet,
Black Plastic**

- G13LR Left & Right
- G13C Center



**Round Grommet
Plastic**

LOCKING

KEY RANDOM

- KRB Black
- KRS Silver

KEY SPECIFIC

- KS1B Black, 1 lock per unit
- KS1S Silver, 1 lock per unit
- KS2B Black, 2 locks per unit
- KS2S Silver, 2 locks per unit

Unit list price will be reduced by \$18 per lock when selecting Key Specific option. Must order specific lock cores separately (\$18 list each). See page 411 for Key Specific model numbers.



QUICK DELIVERY MODELS

Models starting with a "Q" will have the following options in stock:

- Rim Profile: Mitered
- Grommets: Included on highbacks, bridges and returns
- Locking: Random black cores
- Finish: Must specify Amber (MC) or Cordovan (CW)

ARROWOOD - LAMINATE L ARRANGEMENTS

Specify quickly and accurately with National's EZ Arrangement models. In each series, the most popular options have been pre-selected for a complete L or U configuration. Just choose the left or right model number, add a finish and you're done.

ARRANGEMENTS INCLUDE:

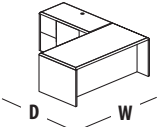
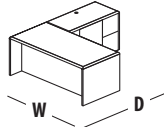
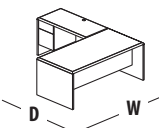
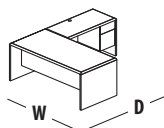
- Center grommet in return
- Random black lock cores
- Must specify finish

TO ORDER, SPECIFY FINISH:

AC2 Autumn 2	HN2 Honey 2	PB Portobello
AD Almond	IM Brighton	SM Sonoma
CL Caramel	MC Amber	TF Truffle
CW Cordovan	MH Mocha	792 Sable
DW Judicial	NM Natural	793 Acorn



Shaded model numbers are available on our "To You in 10 Days or Less" Quick Delivery program and will be delivered in 10 days or less.

L-CONFIGURATIONS	MODEL NO./DESCRIPTION	LIST PRICE	L-CONFIGURATIONS	MODEL NO./DESCRIPTION	LIST PRICE	
LEFT L-CONFIGURATION FULL PEDESTAL 	21N8572LLFL 84¾D x 71¾W	\$ 2795	RIGHT L-CONFIGURATION FULL PEDESTAL 	21N8572LRFL 84¾D x 71¾W	\$ 2795	
	consists of			consists of		
	21N3672DRFL1 Right Pedestal Desk	1736		21N3672DLFL1 Left Pedestal Desk	1736	
	21N2449RLEFL2 Left Pedestal Return	1059		21N2449RREFL2 Right Pedestal Return	1059	
	21N7972LLFL 78¾D x 71¾W	\$ 2745		21N7972LRFL 78¾D x 71¾W	\$ 2745	
	consists of			consists of		
	21N3672DRFL1 Right Pedestal Desk	1736		21N3672DLFL1 Left Pedestal Desk	1736	
	21N2443RLEFL2 Left Pedestal Return	1009		21N2443RREFL2 Right Pedestal Return	1009	
	21N7966LLFL 78¾D x 66W	\$ 2681		21N7966LRFL 78¾D x 66W	\$ 2681	
	consists of			consists of		
21N3066DRFL1 Right Pedestal Desk	1622	21N3066DLFL1 Left Pedestal Desk	1622			
21N2449RLEFL2 Left Pedestal Return	1059	21N2449RREFL2 Right Pedestal Return	1059			
21N7366LLFL 72¾D x 66W	\$ 2631	21N7366LRFL 72¾D x 66W	\$ 2631			
consists of		consists of				
21N3066DRFL1 Right Pedestal Desk	1622	21N3066DLFL1 Left Pedestal Desk	1622			
21N2443RLEFL2 Left Pedestal Return	1009	21N2443RREFL2 Right Pedestal Return	1009			
LEFT L-CONFIGURATION ¾ PEDESTAL 	Q21N8572LLQL 84¾D x 71¾W	\$ 2164	RIGHT L-CONFIGURATION ¾ PEDESTAL 	Q21N8572LRQL 84¾D x 71¾W	\$ 2164	
	21N8572LLQL 84¾D x 71¾W	\$ 2164		21N8572LRQL 84¾D x 71¾W	\$ 2164	
	consists of			consists of		
	21N3672DRQL3 Right Pedestal Desk	1325		21N3672DLQL3 Left Pedestal Desk	1325	
	21N2449RLEQL3 Left Pedestal Return	839		21N2449RREQL3 Right Pedestal Return	839	
	Q21N7972LLQL 78¾D x 71¾W	\$ 2112		Q21N7972LRQL 78¾D x 71¾W	\$ 2112	
	21N7972LLQL 78¾D x 71¾W	\$ 2112		21N7972LRQL 78¾D x 71¾W	\$ 2112	
	consists of			consists of		
	21N3672DRQL3 Right Pedestal Desk	1325		21N3672DLQL3 Left Pedestal Desk	1325	
	21N2443RLEQL3 Left Pedestal Return	787		21N2443RREQL3 Right Pedestal Return	787	
21N7966LLQL 78¾D x 66W	\$ 2054	21N7966LRQL 78¾D x 66W	\$ 2054			
consists of		consists of				
21N3066DRQL3 Right Pedestal Desk	1215	21N3066DLQL3 Left Pedestal Desk	1215			
21N2449RLEQL3 Left Pedestal Return	839	21N2449RREQL3 Right Pedestal Return	839			
21N7366LLQL 72¾D x 66W	\$ 2002	21N7366LRQL 72¾D x 66W	\$ 2002			
consists of		consists of				
21N3066DRQL3 Right Pedestal Desk	1215	21N3066DLQL3 Left Pedestal Desk	1215			
21N2443RLEQL3 Left Pedestal Return	787	21N2443RREQL3 Right Pedestal Return	787			

LAMINATE - ARROWOOD U ARRANGEMENTS

Specify quickly and accurately with National's EZ Arrangement models. In each series, the most popular options have been pre-selected for a complete L or U configuration. Just choose the left or right model number, add a finish and you're done.

ARRANGEMENTS INCLUDE:

- Center grommet in bridge
- Left and right grommets in credenza
- Random black lock cores
- Must specify finish

TO ORDER, SPECIFY FINISH:

AC2 Autumn 2	HN2 Honey 2	PB Portobello
AD Almond	IM Brighton	SM Sonoma
CL Caramel	MC Amber	TF Truffle
CW Cordovan	MH Mocha	792 Sable
DW Judicial	NM Natural	793 Acorn



Shaded model numbers are available on our "To You in 10 Days or Less" Quick Delivery program and will be delivered in 10 days or less.

U-CONFIGURATIONS	MODEL NO./DESCRIPTION	LIST PRICE	U-CONFIGURATIONS	MODEL NO./DESCRIPTION	LIST PRICE		
LEFT U-CONFIGURATION FULL PEDESTAL 	21N10872ULFL	107¼D x 71¾W	\$ 3657	RIGHT U-CONFIGURATION FULL PEDESTAL 	21N10872URFL	107¼D x 71¾W	\$ 3657
	consists of				consists of		
	21N3672DRFL1	Right Pedestal Desk	1736		21N3672DLFL1	Left Pedestal Desk	1736
	21N2448BEFL	Bridge	460		21N2448BEFL	Bridge	460
	21N2472CLFL2	Left Pedestal Credenza	1461		21N2472CRFL2	Right Pedestal Credenza	1461
	21N10472ULFL	104D x 71¾W	\$ 3632		21N10472URFL	104D x 71¾W	\$ 3632
	consists of				consists of		
	21N3672DRFL1	Right Pedestal Desk	1736		21N3672DLFL1	Left Pedestal Desk	1736
	21N2445BEFL	Bridge	435		21N2445BEFL	Bridge	435
	21N2472CLFL2	Left Pedestal Credenza	1461		21N2472CRFL2	Right Pedestal Credenza	1461
	21N10266ULFL	101¼D x 66W	\$ 3489		21N10266URFL	101¼D x 66W	\$ 3489
	consists of				consists of		
	21N3066DRFL1	Right Pedestal Desk	1622		21N3066DLFL1	Left Pedestal Desk	1622
	21N2448BEFL	Bridge	460		21N2448BEFL	Bridge	460
	21N2466CLFL2	Left Pedestal Credenza	1407		21N2466CRFL2	Right Pedestal Credenza	1407
21N9866ULFL	98D x 66W	\$ 3464	21N9866URFL	98D x 66W	\$ 3464		
consists of			consists of				
21N3066DRFL1	Right Pedestal Desk	1622	21N3066DLFL1	Left Pedestal Desk	1622		
21N2445BEFL	Bridge	435	21N2445BEFL	Bridge	435		
21N2466CLFL2	Left Pedestal Credenza	1407	21N2466CRFL2	Right Pedestal Credenza	1407		
LEFT U-CONFIGURATION ¾ PEDESTAL 	Q21N10872ULQL	107¼D x 71¾W	\$ 2944	RIGHT U-CONFIGURATION ¾ PEDESTAL 	Q21N10872URQL	107¼D x 71¾W	\$ 2944
	consists of				consists of		
	21N3672DRQL3	Right Pedestal Desk	1325		21N3672DLQL3	Left Pedestal Desk	1325
	21N2448BEFL	Bridge	460		21N2448BEFL	Bridge	460
	21N2472CLQL3	Left Pedestal Credenza	1159		21N2472CRQL3	Right Pedestal Credenza	1159
	Q21N10472ULQL	104D x 71¾W	\$ 2919		Q21N10472URQL	104D x 71¾W	\$ 2919
	consists of				consists of		
	21N3672DRQL3	Right Pedestal Desk	1325		21N3672DLQL3	Left Pedestal Desk	1325
	21N2445BEFL	Bridge	435		21N2445BEFL	Bridge	435
	21N2472CLQL3	Left Pedestal Credenza	1159		21N2472CRQL3	Right Pedestal Credenza	1159
	21N10266ULQL	101¼D x 66W	\$ 2788		21N10266URQL	101¼D x 66W	\$ 2788
	consists of				consists of		
	21N3066DRQL3	Right Pedestal Desk	1215		21N3066DLQL3	Left Pedestal Desk	1215
	21N2448BEFL	Bridge	460		21N2448BEFL	Bridge	460
	21N2466CLQL3	Left Pedestal Credenza	1113		21N2466CRQL3	Right Pedestal Credenza	1113
21N9866ULQL	98D x 66W	\$ 2763	21N9866URQL	98D x 66W	\$ 2763		
consists of			consists of				
21N3066DRQL3	Right Pedestal Desk	1215	21N3066DLQL3	Left Pedestal Desk	1215		
21N2445BEFL	Bridge	435	21N2445BEFL	Bridge	435		
21N2466CLQL3	Left Pedestal Credenza	1113	21N2466CRQL3	Right Pedestal Credenza	1113		

ARROWOOD - LAMINATE



Shaded model numbers are available on our "To You in 10 Days or Less" Quick Delivery program and will be delivered in 10 days or less.

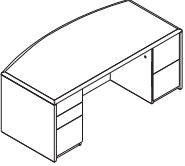
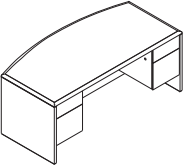

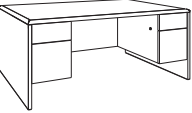
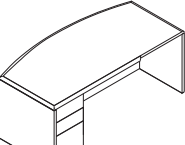
TO ORDER, SPECIFY:

1. Model Number
2. Grommet Option
3. Locking
4. Laminate

SAMPLE MODEL NUMBER:

21N3672DRFAL1 G13LR KRB AC2

- See page 25 for all options available in Arrowood Laminate

	MODEL NO./DESCRIPTION	LIST PRICE	DIMENSIONS					CARTONED WEIGHT	CUBIC FEET
			D	W	H	A	KW		
DOUBLE PEDESTAL DESK ARC TOP—FULL PEDESTAL 	21N3672DDFAL8	\$ 2558	35 $\frac{3}{4}$ "	71 $\frac{3}{4}$ "	29 $\frac{1}{2}$ "	12 $\frac{1}{2}$ "	39 $\frac{1}{2}$ "	307 lbs.	57.4
	21N3666DDFAL8	2475	35 $\frac{3}{4}$ "	66"	29 $\frac{1}{2}$ "	12 $\frac{1}{2}$ "	34 $\frac{1}{2}$ "	285 lbs.	52.3
	<ul style="list-style-type: none"> • Arc rim has flat edge detail • Unit has a full modesty panel • Depth of arc top is 35$\frac{3}{4}$" at its widest point • Grommet (G13LR) available • Random lock core (KRB, KRS) and specified lock core (KS2B, KS2S) available 								
DOUBLE PEDESTAL DESK ARC TOP—$\frac{3}{4}$ PEDESTAL 	21N3672DDYAL3	\$ 2111	35 $\frac{3}{4}$ "	71 $\frac{3}{4}$ "	29 $\frac{1}{2}$ "	12 $\frac{1}{2}$ "	39 $\frac{1}{2}$ "	286 lbs.	57.4
	21N3666DDYAL3	2043	35 $\frac{3}{4}$ "	66"	29 $\frac{1}{2}$ "	12 $\frac{1}{2}$ "	34 $\frac{1}{2}$ "	280 lbs.	52.3
	<ul style="list-style-type: none"> • Arc rim has flat edge detail • Unit has a full modesty panel • Depth of arc top is 35$\frac{3}{4}$" at its widest point • Grommet (G13LR) available • Random lock core (KRB, KRS) and specified lock core (KS2B, KS2S) available 								
DOUBLE PEDESTAL DESK FULL PEDESTAL 	21N3672DDFL8	\$ 2031	35 $\frac{3}{4}$ "	71 $\frac{3}{4}$ "	29 $\frac{1}{2}$ "	12 $\frac{1}{2}$ "	39 $\frac{1}{2}$ "	341 lbs.	57.4
	21N3666DDFL8	1965	35 $\frac{3}{4}$ "	66"	29 $\frac{1}{2}$ "	12 $\frac{1}{2}$ "	34 $\frac{1}{2}$ "	285 lbs.	52.3
	21N3066DDFL8	\$ 1871	29 $\frac{3}{4}$ "	66"	29 $\frac{1}{2}$ "	6 $\frac{1}{2}$ "	34 $\frac{1}{2}$ "	277 lbs.	47.0
	21N3060DDFL8	1785	29 $\frac{3}{4}$ "	59 $\frac{3}{4}$ "	29 $\frac{1}{2}$ "	6 $\frac{1}{2}$ "	27 $\frac{1}{2}$ "	247 lbs.	41.5
	<ul style="list-style-type: none"> • Unit has a full modesty panel • Grommet (G13LR) available • Random lock core (KRB, KRS) and specified lock core (KS2B, KS2S) available 								
DOUBLE PEDESTAL DESK $\frac{3}{4}$ PEDESTAL 	Q21N3672DDQL3	\$ 1591	35 $\frac{3}{4}$ "	71 $\frac{3}{4}$ "	29 $\frac{1}{2}$ "	12 $\frac{1}{2}$ "	39 $\frac{1}{2}$ "	320 lbs.	57.4
	21N3672DDQL3	1591	35 $\frac{3}{4}$ "	71 $\frac{3}{4}$ "	29 $\frac{1}{2}$ "	12 $\frac{1}{2}$ "	39 $\frac{1}{2}$ "	320 lbs.	57.4
	21N3666DDQL3	1540	35 $\frac{3}{4}$ "	66"	29 $\frac{1}{2}$ "	12 $\frac{1}{2}$ "	34 $\frac{1}{2}$ "	285 lbs.	52.3
	21N3066DDQL3	\$ 1408	29 $\frac{3}{4}$ "	66"	29 $\frac{1}{2}$ "	5 $\frac{1}{2}$ "	34 $\frac{1}{2}$ "	277 lbs.	47.0
	21N3060DDQL3	1346	29 $\frac{3}{4}$ "	59 $\frac{3}{4}$ "	29 $\frac{1}{2}$ "	5 $\frac{1}{2}$ "	28"	231 lbs.	41.5
	<ul style="list-style-type: none"> • Unit has a $\frac{3}{4}$ modesty panel • Grommet (G13LR) available • Random lock core (KRB, KRS) and specified lock core (KS2B, KS2S) available 								
SINGLE PEDESTAL DESK ARC TOP—FULL PEDESTAL 	LEFT PEDESTAL								
	21N3672DLFAL1	\$ 2267	35 $\frac{3}{4}$ "	71 $\frac{3}{4}$ "	29 $\frac{1}{2}$ "	12 $\frac{1}{2}$ "	30 $\frac{1}{2}$ "	257 lbs.	57.4
	RIGHT PEDESTAL								
	21N3672DRFAL1								
	<ul style="list-style-type: none"> • Not recommended as a freestanding unit due to routing in the rim • Arc rim has flat edge detail • Unit has a full modesty panel • Depth of arc top is 35$\frac{3}{4}$" at its widest point • Grommet (G13LR) available • Random lock core (KRB, KRS) and specified lock core (KS1B, KS1S) available 								

Left shown

TO ORDER, SPECIFY:

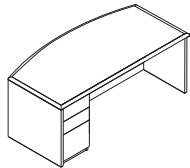
1. Model Number
2. Grommet Option
3. Locking
4. Laminate

SAMPLE MODEL NUMBER:

21N3672DRFFL1 G13LR KRB AC2

- See page 25 for all options available in Arrowood Laminate

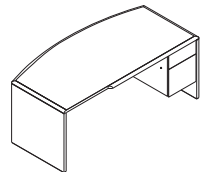
	MODEL NO./DESCRIPTION	LIST PRICE	DIMENSIONS			A	KW	CARTONED WEIGHT	CUBIC FEET
			D	W	H				
FREESTANDING SINGLE PEDESTAL DESK ARC TOP—FULL PEDESTAL	LEFT PEDESTAL	RIGHT PEDESTAL							
	21N3672DLFFAL1	21N3672DRFFAL1	\$ 2267	35¾	71¾	29½	12½	55¾	257 lbs.



Left shown

- Freestanding use only; cannot be used with a bridge or other connecting components
- Arc rim has flat edge detail
- Unit has a full modesty panel
- Depth of arc top is 35¾" at its widest point
- Grommet (G13LR) available
- Random lock core (KRB, KRS) and specified lock core (KS1B, KS1S) available

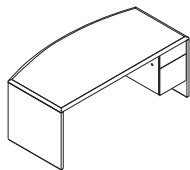
	MODEL NO./DESCRIPTION	LIST PRICE	DIMENSIONS			A	KW	CARTONED WEIGHT	CUBIC FEET
			D	W	H				
SINGLE PEDESTAL DESK ARC TOP—¾ PEDESTAL	LEFT PEDESTAL	RIGHT PEDESTAL							
	21N3672DLYAL3	21N3672DRYAL3	\$ 1854	35¾	71¾	29½	12½	30¾	242 lbs.



Right shown

- Not recommended as a freestanding unit due to routing in the rim
- Arc rim has flat edge detail
- Unit has a full modesty panel
- Depth of arc top is 35¾" at its widest point
- Grommet (G13LR) available
- Random lock core (KRB, KRS) and specified lock core (KS1B, KS1S) available

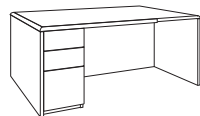
	MODEL NO./DESCRIPTION	LIST PRICE	DIMENSIONS			A	KW	CARTONED WEIGHT	CUBIC FEET
			D	W	H				
FREESTANDING SINGLE PEDESTAL DESK ARC TOP—¾ PEDESTAL	LEFT PEDESTAL	RIGHT PEDESTAL							
	21N3672DLYFAL3	21N3672DRYFAL3	\$ 1854	35¾	71¾	29½	12½	55¾	242 lbs.



Right shown

- Freestanding use only; cannot be used with a bridge or other connecting components
- Arc rim has flat edge detail
- Unit has a full modesty panel
- Depth of arc top is 35¾" at its widest point
- Grommet (G13LR) available
- Random lock core (KRB, KRS) and specified lock core (KS1B, KS1S) available

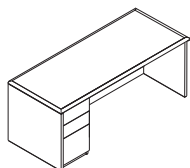
	MODEL NO./DESCRIPTION	LIST PRICE	DIMENSIONS			A	KW	CARTONED WEIGHT	CUBIC FEET	
			D	W	H					
SINGLE PEDESTAL DESK FULL PEDESTAL	LEFT PEDESTAL	RIGHT PEDESTAL								
	21N3672DLFL1	21N3672DRFL1	\$ 1736	35¾	71¾	29½	12½	30¾	291 lbs.	57.4
	21N3666DLFL1	21N3666DRFL1	1679	35¾	66	29½	12½	26¾	250 lbs.	52.3
	21N3066DLFL1	21N3066DRFL1	\$ 1622	29¾	66	29½	6¾	25¾	230 lbs.	45.3



Left shown

- Not recommended as a freestanding unit due to routing in the rim
- Unit has a full modesty panel
- Grommet (G13LR) available
- Random lock core (KRB, KRS) and specified lock core (KS1B, KS1S) available

	MODEL NO./DESCRIPTION	LIST PRICE	DIMENSIONS			A	KW	CARTONED WEIGHT	CUBIC FEET	
			D	W	H					
FREESTANDING SINGLE PEDESTAL DESK FULL PEDESTAL	LEFT PEDESTAL	RIGHT PEDESTAL								
	21N3672DLFFL1	21N3672DRFFL1	\$ 1736	35¾	71¾	29½	12½	55¾	291 lbs.	57.4
	21N3666DLFFL1	21N3666DRFFL1	1679	35¾	66	29½	12½	49¾	250 lbs.	52.3
	21N3066DLFFL1	21N3066DRFFL1	\$ 1622	29¾	66	29½	6¾	49¾	230 lbs.	45.3
	21N3060DLFFL1	21N3060DRFFL1	1568	29¾	59¾	29½	6¾	43¾	215 lbs.	42.0



Left shown

- Freestanding use only; cannot be used with a bridge or other connecting components
- Unit has a full modesty panel
- Grommet (G13LR) available
- Random lock core (KRB, KRS) and specified lock core (KS1B, KS1S) available

ARROWOOD - LAMINATE



Shaded model numbers are available on our "To You in 10 Days or Less" Quick Delivery program and will be delivered in 10 days or less.

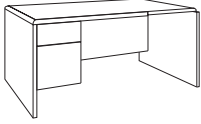
TO ORDER, SPECIFY:

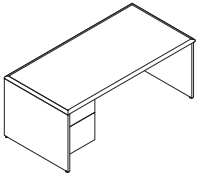
1. Model Number
2. Grommet Option
3. Locking
4. Laminate

SAMPLE MODEL NUMBER:

21N3672DULL HN2

- See page 25 for all options available in Arrowood Laminate

MODEL NO./DESCRIPTION	LIST PRICE	DIMENSIONS					CARTONED WEIGHT	CUBIC FEET			
		D	W	H	A	KW					
SINGLE PEDESTAL DESK ¾ PEDESTAL		LEFT PEDESTAL	RIGHT PEDESTAL								
		Q21N3672DLQL3	Q21N3672DRQL3	\$ 1325	35¾	71¾	29½	12½	30¾	276 lbs.	57.4
		21N3672DLQL3	21N3672DRQL3	1325	35¾	71¾	29½	12½	30¾	276 lbs.	57.4
		21N3666DLQL3	21N3666DRQL3	1282	35¾	66	29½	12½	26¾	250 lbs.	52.3
		21N3066DLQL3	21N3066DRQL3	\$ 1215	29¾	66	29½	6¾	25½	218 lbs.	45.3
Left shown		<ul style="list-style-type: none"> • Not recommended as a freestanding unit due to routing in the rim • Unit has a ¾ modesty panel • Grommet (G13LR) available • Random lock core (KRB, KRS) and specified lock core (KS1B, KS1S) available 									

**FREESTANDING
SINGLE PEDESTAL DESK
¾ PEDESTAL**


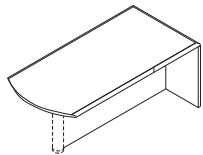
Left shown

MODEL NO./DESCRIPTION	LIST PRICE	DIMENSIONS					CARTONED WEIGHT	CUBIC FEET			
		D	W	H	A	KW					
LEFT PEDESTAL		RIGHT PEDESTAL									
21N3672DLQFL3	\$ 1325	21N3672DRQFL3	35¾	71¾	29½	12½	55½	276 lbs.	57.4		
21N3666DLQFL3	1282	21N3666DRQFL3	35¾	66	29½	12½	49¾	250 lbs.	52.3		
21N3066DLQFL3	\$ 1215	21N3066DRQFL3	29¾	66	29½	6¾	49¾	218 lbs.	45.3		
21N3060DLQFL3	1135	21N3060DRQFL3	29¾	59¾	29½	6¾	43¾	215 lbs.	42.0		
		<ul style="list-style-type: none"> • Freestanding use only; cannot be used with a bridge or other connecting components • Unit has a ¾ modesty panel • Grommet (G13LR) available • Random lock core (KRB, KRS) and specified lock core (KS1B, KS1S) available 									

U-SHAPED DESK


Left shown

MODEL NO./DESCRIPTION	LIST PRICE	DIMENSIONS					CARTONED WEIGHT	CUBIC FEET			
		D	W	H	A	KW					
LEFT U		RIGHT U									
21N3672DULL	\$ 1239	21N3672DURL	35¾	71¾	29½	—	30¾	143 lbs.	5.3		
		<ul style="list-style-type: none"> • Not recommended as a freestanding unit due to routing in the rim • Must specify support base, see below for support base options • Curved rim has flat edge detail • Grommets not available 									

**U-SHAPED DESK
WITH MODESTY**


Left shown

MODEL NO./DESCRIPTION	LIST PRICE	DIMENSIONS					CARTONED WEIGHT	CUBIC FEET			
		D	W	H	A	KW					
LEFT U		RIGHT U									
21N3672DULFL	\$ 1590	21N3672DURFL	35¾	71¾	29½	—	30¾	152 lbs.	6.1		
		<ul style="list-style-type: none"> • Not recommended as a freestanding unit due to routing in the rim • Must specify support base, see below for support base options • Curved rim has flat edge detail • Grommets not available 									

SUPPORT BASES


MODEL NO./DESCRIPTION	LIST PRICE	DIMENSIONS					CARTONED WEIGHT	CUBIC FEET			
		D	W	H	A	KW					
NAC0428SFRNB	\$ 214	Metal	4	—	27¾-29¼	—	10 lbs.	1.0			
		<ul style="list-style-type: none"> • Adjustable glide standard • Specify paint colors: (405) Designer White, (423) Concrete, (462) Cinder, (463) Iron, (501) Platinum Metallic, or (503) Satin Nickel Metallic • Optional upper and lower (CUL) wire management cutout • For use with U-Shaped desks 									



Shaded model numbers are available on our "To You in 10 Days or Less" Quick Delivery program and will be delivered in 10 days or less.

TO ORDER, SPECIFY:

1. Model Number
2. Grommet Option
3. Locking
4. Laminate

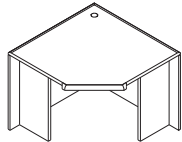
SAMPLE MODEL NUMBERS:

21N3737CFSL G13C HN2
21N2449RLEQL3 G13C KS1B MH

• See page 25 for all options available in Arrowood Laminate

	MODEL NO./DESCRIPTION	LIST PRICE	DIMENSIONS					CARTONED WEIGHT	CUBIC FEET
			D	W	H	A	KW		

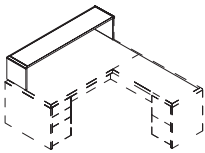
CORNER UNIT



21N3737CFSL	\$ 1094	37 ³ / ₄	37 ³ / ₄	29 ¹ / ₂	—	17	135 lbs.	5.9
-------------	---------	--------------------------------	--------------------------------	--------------------------------	---	----	----------	-----

- Not recommended as a freestanding unit due to routing in the rim
- Some assembly required
- Unit can be attached to bridge, return or multi-file return only
- Grommet (G13C) available

TRANSACTION COUNTER DESK UNIT

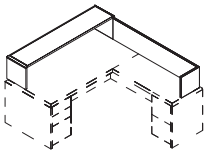


21N1569TCL	\$ 530	14 ³ / ₄	69	15 ³ / ₁₆	—	—	61 lbs.	2.4
------------	--------	--------------------------------	----	---------------------------------	---	---	---------	-----

21N1563TCL	499	14 ³ / ₄	63	15 ³ / ₁₆	—	—	58 lbs.	2.2
------------	-----	--------------------------------	----	---------------------------------	---	---	---------	-----

- Transaction surface spans over the desk only
- Some assembly required
- 1569 transaction counter to be used with 36 x 72 single ped desk
- 1563 transaction counter to be used with 30 x 66 single ped desk

TRANSACTION COUNTER L UNIT



21N6981TCL	\$ 787	80 ⁷ / ₃₂	69	15 ³ / ₁₆	—	—	87 lbs.	3.3
------------	--------	---------------------------------	----	---------------------------------	---	---	---------	-----

21N6375TCL	752	74 ⁷ / ₃₂	63	15 ³ / ₁₆	—	—	81 lbs.	3.0
------------	-----	---------------------------------	----	---------------------------------	---	---	---------	-----

- Some assembly required
- 6981 transaction counter to be used with 36 x 72 single ped desk and 2449 return
- 6375 transaction counter to be used with 30 x 66 single ped desk and 2449 return
- Non-handed. Can be placed L or R in field

RETURN FULL PEDESTAL

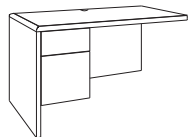


Left shown

LEFT PEDESTAL	RIGHT PEDESTAL		D	W	H	A	KW	CARTONED WEIGHT	CUBIC FEET
21N2464RLEFL2	21N2464RREFL2	\$ 1112	23 ³ / ₄	64	29 ¹ / ₂	—	47 ¹ / ₄	180 lbs.	30.0
21N2449RLEFL2	21N2449RREFL2	1059	23 ³ / ₄	49	29 ¹ / ₂	—	31 ⁷ / ₃₂	160 lbs.	28.7
21N2443RLEFL2	21N2443RREFL2	1009	23 ³ / ₄	43	29 ¹ / ₂	—	26 ⁷ / ₃₂	150 lbs.	25.9

- Grain direction runs front-to-back on worksurface
- Grain direction runs vertical on modesty panel
- Unit has a full modesty panel
- Grommet (G13C) available
- Random lock core (KRB, KRS) and specified lock core (KS1B, KS1S) available

RETURN 3/4 PEDESTAL



Left shown

LEFT PEDESTAL	RIGHT PEDESTAL		D	W	H	A	KW	CARTONED WEIGHT	CUBIC FEET
21N2464RLEQL3	21N2464RREQL3	\$ 882	23 ³ / ₄	64	29 ¹ / ₂	—	47 ¹ / ₄	180 lbs.	30.0
Q21N2449RLEQL3	Q21N2449RREQL3	839	23 ³ / ₄	49	29 ¹ / ₂	—	31 ⁷ / ₃₂	142 lbs.	28.7
21N2449RLEQL3	21N2449RREQL3	839	23 ³ / ₄	49	29 ¹ / ₂	—	31 ⁷ / ₃₂	142 lbs.	28.7
Q21N2443RLEQL3	Q21N2443RREQL3	787	23 ³ / ₄	43	29 ¹ / ₂	—	26 ⁷ / ₃₂	133 lbs.	25.9
21N2443RLEQL3	21N2443RREQL3	787	23 ³ / ₄	43	29 ¹ / ₂	—	26 ⁷ / ₃₂	133 lbs.	25.9

- Grain direction runs front-to-back on worksurface
- Grain direction runs vertical on modesty panel
- Unit has a 3/4 modesty panel
- Grommet (G13C) available
- Random lock core (KRB, KRS) and specified lock core (KS1B, KS1S) available

ARROWOOD - LAMINATE



Shaded model numbers are available on our "To You in 10 Days or Less" Quick Delivery program and will be delivered in 10 days or less.

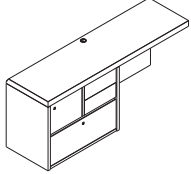
TO ORDER, SPECIFY:

1. Model Number
2. Grommet Option
3. Locking
4. Laminate

SAMPLE MODEL NUMBER:

21N2472RLEFL10 G13LR KRB AC2
 • See page 25 for all options available in Arrowood Laminate

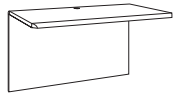
	MODEL NO./DESCRIPTION	LIST PRICE	DIMENSIONS					CARTONED WEIGHT	CUBIC FEET
			D	W	H	A	KW		
RETURN MULTI-FILE	LEFT PEDESTAL								
	21N2472RLEFL10	\$ 1681	23¾	71¾	29½	-	35¾	191 lbs.	40.6
	RIGHT PEDESTAL								
	21N2472RREFL10								



Left shown

- Grommet (G13C) available
- Random lock core (KRB, KRS) and specified lock core (KS2B, KS2S) available

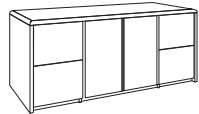
BRIDGE



Q21N2448BEFL	\$ 460	23¾	47¾	29½	-	47¾	76 lbs.	3.9
21N2448BEFL	460	23¾	47¾	29½	-	47¾	76 lbs.	3.9
Q21N2445BEFL	435	23¾	44½	29½	-	44½	67 lbs.	3.5
21N2445BEFL	435	23¾	44½	29½	-	44½	67 lbs.	3.5

- Some assembly required
- Grain direction runs front-to-back on worksurface
- Grain direction runs vertical on modesty panel
- Grommet (G13C) available

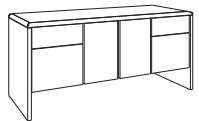
STORAGE CREDENZA FULL PEDESTAL



21N2472CSFL2	\$ 2068	23¾	71¾	29½	-	-	346 lbs.	40.6
21N2466CSFL2	2025	23¾	66	29½	-	-	334 lbs.	37.5

- Features a standard adjustable shelf
- Grommet (G13LR) available
- Random lock core (KRB, KRS) and specified lock core (KS2B, KS2S) available

STORAGE CREDENZA ¾ PEDESTAL



Q21N2472CSQL3	\$ 1624	23¾	71¾	29½	-	-	296 lbs.	40.6
21N2472CSQL3	1624	23¾	71¾	29½	-	-	296 lbs.	40.6
21N2466CSQL3	1581	23¾	66	29½	-	-	296 lbs.	37.5

- Features a standard adjustable shelf
- Unit has a ¾ modesty panel
- Grommet (G13LR) available
- Random lock core (KRB, KRS) and specified lock core (KS2B, KS2S) available

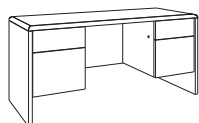
KNEESPACE CREDENZA FULL PEDESTAL



21N2472CKFL2	\$ 1813	23¾	71¾	29½	-	33½	279 lbs.	40.6
21N2466CKFL2	1765	23¾	66	29½	-	28¹⁄₁₆	267 lbs.	37.5
21N2460CKFL2	1649	23¾	59¾	29½	-	28¾	256 lbs.	33.7

- Grommet (G13LR) available
- Random lock core (KRB, KRS) and specified lock core (KS2B, KS2S) available

KNEESPACE CREDENZA ¾ PEDESTAL



Q21N2472CKQL3	\$ 1370	23¾	71¾	29½	-	33½	239 lbs.	40.6
21N2472CKQL3	1370	23¾	71¾	29½	-	33½	239 lbs.	40.6
21N2466CKQL3	1325	23¾	66	29½	-	28¹⁄₁₆	227 lbs.	37.5
21N2460CKQL3	1239	23¾	59¾	29½	-	28¾	220 lbs.	33.7

- Unit has a ¾ modesty panel
- Grommet (G13LR) available
- Random lock core (KRB, KRS) and specified lock core (KS2B, KS2S) available



Shaded model numbers are available on our "To You in 10 Days or Less" Quick Delivery program and will be delivered in 10 days or less.

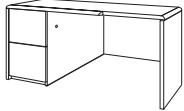
TO ORDER, SPECIFY:

1. Model Number
2. Grommet Option
3. Locking
4. Laminate

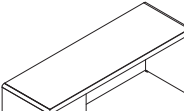
SAMPLE MODEL NUMBER:

21N2466CRQL3 G13LR KRB CW

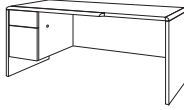
• See page 25 for all options available in Arrowood Laminate

	MODEL NO./DESCRIPTION		LIST PRICE	DIMENSIONS				KW	CARTONED WEIGHT	CUBIC FEET
	LEFT PEDESTAL	RIGHT PEDESTAL		D	W	H	A			
SINGLE PEDESTAL CREDENZA FULL PEDESTAL—FILE/FILE 	21N2472CLFL2	21N2472CRFL2	\$ 1461	23¾	71¾	29½	—	27%	239 lbs.	40.6
	21N2466CLFL2	21N2466CRFL2	1407	23¾	66	29½	—	22%	227 lbs.	37.5
	<ul style="list-style-type: none"> • Not recommended as a freestanding unit due to routing in the rim • Grommet (G13LR) available • Random lock core (KRB, KRS) and specified lock core (KS1B, KS1S) available 									

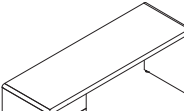
Left shown

	MODEL NO./DESCRIPTION		LIST PRICE	DIMENSIONS				KW	CARTONED WEIGHT	CUBIC FEET
	LEFT PEDESTAL	RIGHT PEDESTAL		D	W	H	A			
FREESTANDING SINGLE PEDESTAL CREDENZA FULL PEDESTAL—FILE/FILE 	21N2472CLFFL2	21N2472CRFFL2	\$ 1461	23¾	71¾	29½	—	52¼	239 lbs.	40.6
	21N2466CLFFL2	21N2466CRFFL2	1407	23¾	66	29½	—	46⅞	227 lbs.	37.5
	21N2460CLFFL2	21N2460CRFFL2	1367	23¾	59¾	29½	—	40¼	220 lbs.	33.7
<ul style="list-style-type: none"> • Freestanding use only; cannot be used with a bridge or other connecting components • Grommet (G13LR) available • Random lock core (KRB, KRS) and specified lock core (KS1B, KS1S) available 										

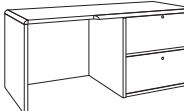
Left shown

	MODEL NO./DESCRIPTION		LIST PRICE	DIMENSIONS				KW	CARTONED WEIGHT	CUBIC FEET
	LEFT PEDESTAL	RIGHT PEDESTAL		D	W	H	A			
SINGLE PEDESTAL CREDENZA ¾ PEDESTAL—BOX/FILE 	21N2472CLQL3	21N2472CRQL3	\$ 1159	23¾	71¾	29½	—	27%	219 lbs.	40.6
	21N2472CLQL3	21N2472CRQL3	1159	23¾	71¾	29½	—	27%	219 lbs.	40.6
	21N2466CLQL3	21N2466CRQL3	1113	23¾	66	29½	—	22%	207 lbs.	37.5
<ul style="list-style-type: none"> • Not recommended as a freestanding unit due to routing in the rim • Unit has a ¾ modesty panel • Grommet (G13LR) available • Random lock core (KRB, KRS) and specified lock core (KS1B, KS1S) available 										

Left shown

	MODEL NO./DESCRIPTION		LIST PRICE	DIMENSIONS				KW	CARTONED WEIGHT	CUBIC FEET
	LEFT PEDESTAL	RIGHT PEDESTAL		D	W	H	A			
FREESTANDING SINGLE PEDESTAL CREDENZA ¾ PEDESTAL—BOX/FILE 	21N2472CLQFL3	21N2472CRQFL3	\$ 1159	23¾	71¾	29½	—	52¼	219 lbs.	40.6
	21N2466CLQFL3	21N2466CRQFL3	1113	23¾	66	29½	—	46⅞	207 lbs.	37.5
	21N2460CLQFL3	21N2460CRQFL3	1078	23¾	59¾	29½	—	40¼	200 lbs.	33.7
<ul style="list-style-type: none"> • Freestanding use only; cannot be used with a bridge or other connecting components • Unit has a ¾ modesty panel • Grommet (G13LR) available • Random lock core (KRB, KRS) and specified lock core (KS1B, KS1S) available 										

Left shown

	MODEL NO./DESCRIPTION		LIST PRICE	DIMENSIONS				KW	CARTONED WEIGHT	CUBIC FEET
	LEFT PEDESTAL	RIGHT PEDESTAL		D	W	H	A			
SINGLE PEDESTAL CREDENZA FULL PEDESTAL—LATERAL FILE 	21N2472CLFL6	21N2472CRFL6	\$ 1632	23¾	71¾	29½	—	11%	279 lbs.	40.6
	21N2466CLFL6	21N2466CRFL6	1588	23¾	66	29½	—	5%	267 lbs.	37.5
<ul style="list-style-type: none"> • Not recommended as a freestanding unit due to routing in the rim • Front-to-back filing is standard with lateral files; 4 rods per drawer are included • Grommet (G13LR) available • Random lock core (KRB, KRS) and specified lock core (KS2B, KS2S) available 										

Right shown

ARROWOOD - LAMINATE



Shaded model numbers are available on our "To You in 10 Days or Less" Quick Delivery program and will be delivered in 10 days or less.

TO ORDER, SPECIFY:

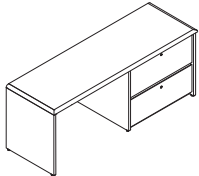
1. Model Number
2. Grommet Option
3. Locking
4. Laminate

SAMPLE MODEL NUMBER:

21N2472CLFL10 G13LR KS2B AC2

- See page 25 for all options available in Arrowood Laminate

	MODEL NO./DESCRIPTION	LIST PRICE	DIMENSIONS				A	KW	CARTONED WEIGHT	CUBIC FEET
			D	W	H					
FREESTANDING SINGLE PEDESTAL CREDENZA FULL PEDESTAL—LATERAL FILE	LEFT PEDESTAL									
	RIGHT PEDESTAL									
	21N2472CLFFL6	\$ 1632	23¾	71¾	29½	—	35%	279 lbs.	40.6	
	21N2466CLFFL6	1588	23¾	66	29½	—	29% ¹ / ₆	267 lbs.	37.5	

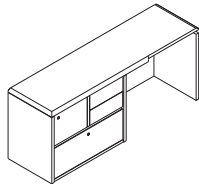


Right shown

- To prevent tipping, it is recommended that cabinets be ganged together or anchored to a suitable wall or floor
- Freestanding use only; cannot be used with a bridge or other connecting components
- Front-to-back filing is standard with lateral files; 4 rods per drawer are included
- Grommet (G13LR) available
- Random lock core (KRB, KRS) and specified lock core (KS2B, KS2S) available

SINGLE PEDESTAL CREDENZA FULL PEDESTAL—MULTI-FILE

	LEFT PEDESTAL	RIGHT PEDESTAL								
	21N2472CLFL10	21N2472CRFL10	\$ 1695	23¾	71¾	29½	—	11¼	279 lbs.	40.6

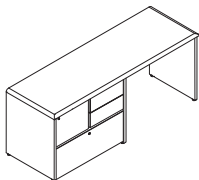


Left shown

- Not recommended as a freestanding unit due to routing in the rim
- Grommet (G13LR) available
- Random lock core (KRB, KRS) and specified lock core (KS2B, KS2S) available

FREESTANDING SINGLE PEDESTAL CREDENZA FULL PEDESTAL—MULTI-FILE

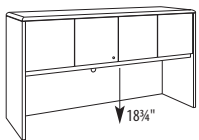
	LEFT PEDESTAL	RIGHT PEDESTAL								
	21N2472CLFFL10	21N2472CRFFL10	\$ 1695	23¾	71¾	29½	—	35%	279 lbs.	40.6



Left shown

- Grommet (G13LR) available
- Random lock core (KRB, KRS) and specified lock core (KS2B, KS2S) available
- Freestanding use only; cannot be used with a bridge or other connecting components

HIGHBACK ORGANIZER



LAMINATE DOORS

21N8136HBHL	\$ 1364	14¾	80¾	36¾ ₁₆	—	—	240 lbs.	42.0
21N7536HBHL	1314	14¾	74¾	36¾ ₁₆	—	—	230 lbs.	38.0
Q21N6936HBHL	1264	14¾	69	36¾ ₁₆	—	—	220 lbs.	25.8
21N6936HBHL	1264	14¾	69	36¾ ₁₆	—	—	220 lbs.	25.8
21N6336HBHL	1215	14¾	63	36¾ ₁₆	—	—	173 lbs.	23.6
21N5736HBHL	1164	14¾	57¾ ₁₆	36¾ ₁₆	—	—	148 lbs.	22.0

- Highback organizer features (4) side hinged doors and full back panels with cord management
- For tack board models, see pages 433-438
- Not for use in open plan applications due to open pin holes in backs
- Random lock core (KRB, KRS) and specified lock core (KS1B, KS1S) available



Shaded model numbers are available on our "To You in 10 Days or Less" Quick Delivery program and will be delivered in 10 days or less.

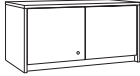
TO ORDER, SPECIFY:

1. Model Number
2. Locking
3. Laminate

SAMPLE MODEL NUMBER:

21N2436LFF4L KRB AC2

- See page 25 for all options available in Arrowood Laminate

	MODEL NO./DESCRIPTION	LIST PRICE	DIMENSIONS					CARTONED WEIGHT	CUBIC FEET	
			D	W	H	A	KW			
OVERHEAD CABINET WALL MOUNT 	LAMINATE DOORS									
	21N3017SOHML	TFL	\$ 590	14 $\frac{3}{4}$	29 $\frac{3}{8}$	17	—	—	89 lbs.	8.3
	Q21N3617SOHML	TFL	651	14 $\frac{3}{4}$	35 $\frac{3}{8}$	17	—	—	100 lbs.	9.7
	21N3617SOHML	TFL	651	14 $\frac{3}{4}$	35 $\frac{3}{8}$	17	—	—	100 lbs.	9.7

- Flat edge detail
- Inside dimensions of 21N3017SOHML are 12 $\frac{3}{8}$ " deep, 28 $\frac{3}{8}$ " wide and 12 $\frac{3}{4}$ " high
- Inside dimensions of 21N3617SOHML are 12 $\frac{3}{8}$ " deep, 34 $\frac{3}{8}$ " wide and 12 $\frac{3}{4}$ " high
- Wall mount bracket, for attachment to wall, is included
- National recommends that each overhead cabinet be secured by a minimum of 2 mounting locations (studs); National will not be liable for wall mount cabinets that are not properly installed
- For tack board models, see pages 433-438
- Random lock core (KRB, KRS) and specified lock core (KS1B, KS1S) available

SINGLE STORAGE CABINET/WARDROBE



Left shown

	LEFT HINGED	RIGHT HINGED		DIMENSIONS					CARTONED WEIGHT	CUBIC FEET	
				D	W	H	A	KW			
	21N1866VSWHLL	21N1866VSWHRL	Laminate Top	\$ 1861	23 $\frac{3}{8}$	18	65 $\frac{3}{8}$	—	—	160 lbs.	23.6
	Inside Dimensions				18 $\frac{1}{2}$	16 $\frac{1}{2}$	61 $\frac{1}{2}$	—	—	—	—

- Single storage cabinet can be used as a wardrobe unit by removing the 4 adjustable shelves
- Removable coat rod is standard
- Unit has an unfinished back
- Specify laminate only

LATERAL FILE 2 DRAWER



	Q21N2436LFF2L	\$ 1059	23 $\frac{3}{4}$	35 $\frac{3}{4}$	29 $\frac{1}{2}$	—	—	184 lbs.	17.7
	21N2436LFF2L	1059	23 $\frac{3}{4}$	35 $\frac{3}{4}$	29 $\frac{1}{2}$	—	—	184 lbs.	17.7

- Front-to-back filing is standard with lateral files; 4 rods per drawer are included
- Random lock core (KRB, KRS) and specified lock core (KS2B, KS2S) available

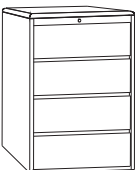
LATERAL FILE 3 DRAWER



	21N2436LFF3L	\$ 1726	23 $\frac{3}{4}$	35 $\frac{3}{4}$	44 $\frac{1}{2}$	—	—	210 lbs.	30.0
--	--------------	---------	------------------	------------------	------------------	---	---	----------	------

- Front-to-back filing is standard with lateral files; 4 rods per drawer are included
- Random lock core (KRB, KRS) and specified lock core (KS1B, KS1S) available

LATERAL FILE 4 DRAWER



	21N2436LFF4L	\$ 2395	23 $\frac{3}{4}$	35 $\frac{3}{4}$	58 $\frac{3}{8}$	—	—	291 lbs.	40.2
--	--------------	---------	------------------	------------------	------------------	---	---	----------	------

- Front-to-back filing is standard with lateral files; 4 rods per drawer are included
- Random lock core (KRB, KRS) and specified lock core (KS1B, KS1S) available

ARROWOOD - LAMINATE



Shaded model numbers are available on our "To You in 10 Days or Less" Quick Delivery program and will be delivered in 10 days or less.

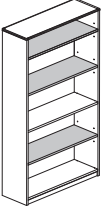
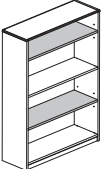
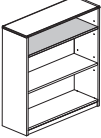

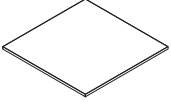
TO ORDER, SPECIFY:

1. Model Number
2. Grommet Option
3. Laminate

SAMPLE MODEL NUMBER:

21N2430PTL G13C TF

- See page 25 for all options available in Arrowood Laminate

	MODEL NO./DESCRIPTION	LIST PRICE	DIMENSIONS					CARTONED CUBIC		
			D	W	H	A	KW	WEIGHT	FEET	
	BOOKCASE									
	Q21N3365BCOFL	\$ 955	13	33	65 $\frac{7}{16}$	—	—	135 lbs.	27.4	
	21N3365BCOFL	955	13	33	65 $\frac{7}{16}$	—	—	135 lbs.	27.4	
	<ul style="list-style-type: none"> • Bookcase shelves hold 100 lbs. of evenly distributed weight • Shaded shelves are adjustable • Bookcase has an unfinished back 									
	BOOKCASE									
	21N3353BCOFL	\$ 827	13	33	53	—	—	92 lbs.	22.4	
	<ul style="list-style-type: none"> • Bookcase shelves hold 100 lbs. of evenly distributed weight • Bookcase has an unfinished back • Shaded shelves are adjustable 									
	BOOKCASE SET-ON									
	Q21N3336BCOL	\$ 672	13	33	36 $\frac{3}{16}$	—	—	85 lbs.	15.8	
	21N3336BCOL	672	13	33	36 $\frac{3}{16}$	—	—	85 lbs.	15.8	
	<ul style="list-style-type: none"> • Bookcase shelves hold 100 lbs. of evenly distributed weight • Shaded shelf is adjustable • Bookcase has an unfinished back 									
	PRINTER/TELEPHONE STAND									
	21N2430PTL	\$ 811	23 $\frac{3}{4}$	29 $\frac{3}{4}$	29 $\frac{1}{2}$	—	—	91 lbs.	14.3	
	MPK-4 Set of 4 Casters	78	For use as a mobile unit					1 lbs.	0.2	
	<ul style="list-style-type: none"> • Fixed shelf is 12" deep and 27$\frac{3}{4}$" wide and $\frac{3}{4}$" thick • Open back • Grommet (G13C) available 									
	SQUARE TABLE TOP									
	30" SQUARE		1$\frac{1}{16}$" TOP THICKNESS							
	21N3030SQL	Laminate	\$ 484	30	30	1 $\frac{1}{16}$	—	—	33 lbs.	2.0
	36" SQUARE									
	21N3636SQL		\$ 568	36	36	1 $\frac{1}{16}$	—	—	42 lbs.	2.4
	42" SQUARE									
21N4242SQL		\$ 813	42	42	1 $\frac{1}{16}$	—	—	58 lbs.	3.2	
	48" SQUARE									
21N4848SQL		\$ 1116	48	48	1 $\frac{1}{16}$	—	—	76 lbs.	4.2	
	<ul style="list-style-type: none"> • Reference Table Base Guide in the Tables Price List on pages 41-45 for applicable bases • Grommet options available on square tops are G10C and CUT-G15C, reference Tables Price List page 65 for options and upcharge 									