

---

# ARROWOOD

## VENEER

Product Specifications	38
Product Options	39
L Arrangements	40, 42
U Arrangements	41, 43
Product Pages	44

**PRODUCT SPECIFICATIONS**

**WORKSURFACE**

- 1½" slipmatched cherry and maple veneer, bookmatched walnut veneer or HPL (high pressure laminate)
- Mitered wood rim
- Grain direction runs left-to-right unless noted

**FINISH APPLICATION**

- All Veneer surfaces feature a semi-open pore matte finish

**CHASSIS CONSTRUCTION**

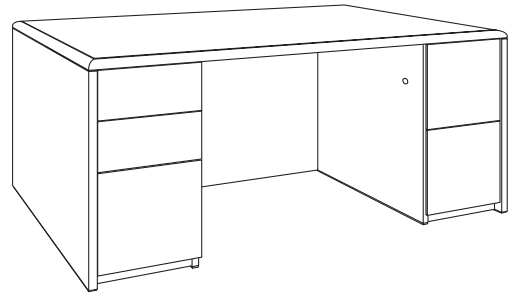
- All joints are securely fastened by screws, L-brackets, dowels, and concealed fasteners to ensure maximum strength
- Full and ¾ pedestal options
- ¾ modesty panels on HPL top ¾ pedestal only. Other versions have full modesty panels
- ¾" thick modesty panels
- 1½" thick end panels
- Units feature semi-finished backs (stained with some exposed hardware) unless noted
- Standard leveling glides
- Grain direction runs vertical on all modesty panels

**DRAWERS**

- Drawers feature 5-sided construction allowing for easy removal/replacement of drawer fronts
- Sides, back and front are ½" thick woodgrain vinyl wrapped
- Drawer fronts are 3-ply construction with matched woodgrain
- See interior drawer dimensions below

**DRAWER SUSPENSIONS AND FILING**

- Box and file drawers have full extension, progressive action slides with precision steel ball bearings
- All suspensions have a lifetime warranty
- Heavy-duty file rods in file drawers
- See filing capabilities below



**CORD MANAGEMENT**

- Grommets are available in predetermined locations
- Standard in highback organizers
- Optional wire managers are available (see accessory pages)

**LOCKING**

- Black and silver lock cores are available
- Key Random means lock cores/keys are randomly (1-5) picked and factory installed in unit
- Key Specific means you can pick any number (1-200) for black or silver lock core/key. Must specify the lock core model separately; not factory installed and will ship separately
- Specify a change key to remove and change lock cores
- To order key specific lock cores, change keys, and master keys, reference page 411

**EZ ARRANGEMENT MODEL NUMBERS**

- Specify quickly and accurately with National's EZ Arrangement models. In each series, the most popular options have been pre-selected for a complete L or U configuration. Just choose the left or right model number, add a finish and you're done
- If you need additional models or want to create other configurations, simply see the individual model numbers and pricing in the pages following the EZ Arrangement models

DRAWER DESCRIPTION	INTERIOR DIMENSIONS		HEIGHT	FRONT-TO-BACK FILING CAPABILITIES
	WIDTH	DEPTH		
Box Drawer—Desk	12½"	17"	3⅞"	N/A
File Drawer—Desk	12½"	17"	9½"	Letter
Box Drawer—Return	12½"	17"	3⅞"	N/A
File Drawer—Return	12½"	17"	9½"	Letter
Box Drawer—Credenza				
21 x 72	15½"	17"	3⅞"	N/A
21 x 66	15½"	17"	3⅞"	N/A
File Drawer—Credenza				
21 x 72	15½"	17"	9½"	Legal
21 x 66	15½"	17"	9½"	Legal
Lateral File Drawer—Lateral File	31 1½"	15"	9½"	Letter/Letter, Letter/Legal, Legal/Legal or Letter/EDP

- All file drawers file letter, legal and EDP side-to-side

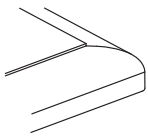
DIMENSION KEY	
D	Depth
W	Width
H	Height
A	Overhang: Approach Side
KW	Kneespace Width
DI	Diameter

ARROWOOD - VENEER

**WOOD FINISHES**

- AC Autumn
- CL Caramel
- CW Cordovan
- DW Judicial
- HN Honey
- IM Brighton
- MC Amber
- MH Mocha
- NM Natural
- TF Truffle

**RIM PROFILE**

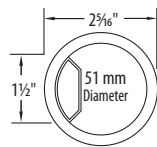


**GROMMET OPTIONS**

If no grommet is desired, specify an X (No Grommet)

**Round Grommet, Black Plastic**

- G13LR Left & Right
- G13C Center



**Round Grommet Plastic**

**LOCKING**

**KEY RANDOM**

- KRB Black
- KRS Silver

**KEY SPECIFIC**

- KS1B Black, 1 lock per unit
- KS1S Silver, 1 lock per unit
- KS2B Black, 2 locks per unit
- KS2S Silver, 2 locks per unit

Unit list price will be reduced by \$19 per lock when selecting Key Specific option. Must order specific lock cores separately (\$19 list each). See page 411 for Key Specific model numbers.

ARROWOOD - VENEER



**QUICK DELIVERY MODELS**

Models starting with a "Q" will have the following options in stock:

- Rim Profile: Mitered
- Grommets: Included on bridges, returns and credenzas
- Locking: Random black cores
- Finish: Must specify Honey (HN), Amber (MC) or Cordovan (CW)

# ARROWOOD - VENEER L ARRANGEMENTS

Specify quickly and accurately with National's EZ Arrangement models. In each series, the most popular options have been pre-selected for a complete L or U configuration. Just choose the left or right model number, add a finish and you're done.

### ARRANGEMENTS INCLUDE:

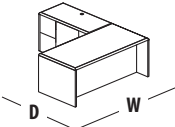
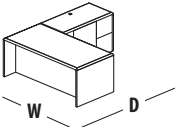
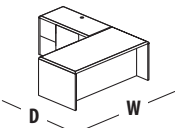
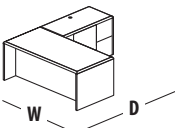
- Center grommet in return
- Random black lock cores
- Must specify finish

### TO ORDER, SPECIFY FINISH:

AC Autumn	HN Honey	NM Natural
CL Caramel	IM Brighton	TF Truffle
CW Cordovan	MC Amber	
DW Judicial	MH Mocha	



Shaded model numbers are available on our "To You in 10 Days or Less" Quick Delivery program and will be delivered in 10 days or less.

L-CONFIGURATIONS	MODEL NO./DESCRIPTION	LIST PRICE	L-CONFIGURATIONS	MODEL NO./DESCRIPTION	LIST PRICE	
<b>LEFT L-CONFIGURATION FULL PEDESTAL WOOD TOP</b> 	Q31N8872LLFW 87½D x 71¾W	\$ 5091	<b>RIGHT L-CONFIGURATION FULL PEDESTAL WOOD TOP</b> 	Q31N8872LRFW 87½D x 71¾W	\$ 5091	
	31N8872LLFW 87½D x 71¾W	\$ 5091		31N8872LRFW 87½D x 71¾W	\$ 5091	
	consists of				consists of	
	31N3672DRFW1 Right Pedestal Desk	2972		31N3672DLFW1 Left Pedestal Desk	2972	
	31N2452RLEFW2 Left Pedestal Return	2119		31N2452RREFW2 Right Pedestal Return	2119	
	Q31N8072LLFW 79½D x 71¾W	\$ 4969		Q31N8072LRFW 79½D x 71¾W	\$ 4969	
	31N8072LLFW 79½D x 71¾W	\$ 4969		31N8072LRFW 79½D x 71¾W	\$ 4969	
	consists of				consists of	
	31N3672DRFW1 Right Pedestal Desk	2972		31N3672DLFW1 Left Pedestal Desk	2972	
	31N2444RLEFW2 Left Pedestal Return	1997		31N2444RREFW2 Right Pedestal Return	1997	
31N8266LLFW 81½D x 66W	\$ 4832	31N8266LRFW 81½D x 66W	\$ 4832			
consists of			consists of			
31N3066DRFW1 Right Pedestal Desk	2713	31N3066DLFW1 Left Pedestal Desk	2713			
31N2452RLEFW2 Left Pedestal Return	2119	31N2452RREFW2 Right Pedestal Return	2119			
31N7466LLFW 73½D x 66W	\$ 4710	31N7466LRFW 73½D x 66W	\$ 4710			
consists of			consists of			
31N3066DRFW1 Right Pedestal Desk	2713	31N3066DLFW1 Left Pedestal Desk	2713			
31N2444RLEFW2 Left Pedestal Return	1997	31N2444RREFW2 Right Pedestal Return	1997			
<b>LEFT L-CONFIGURATION FULL PEDESTAL LAMINATE TOP</b> 	31N8872LLFLW 87½D x 71¾W	\$ 4659	<b>RIGHT L-CONFIGURATION FULL PEDESTAL LAMINATE TOP</b> 	31N8872LRFLW 87½D x 71¾W	\$ 4659	
	consists of				consists of	
	31N3672DRFLW1 Right Pedestal Desk	2755		31N3672DLFLW1 Left Pedestal Desk	2755	
	31N2452RLEFLW2 Left Pedestal Return	1904		31N2452RREFLW2 Right Pedestal Return	1904	
	31N8072LLFLW 79½D x 71¾W	\$ 4537		31N8072LRFLW 79½D x 71¾W	\$ 4537	
	consists of				consists of	
	31N3672DRFLW1 Right Pedestal Desk	2755		31N3672DLFLW1 Left Pedestal Desk	2755	
	31N2444RLEFLW2 Left Pedestal Return	1782		31N2444RREFLW2 Right Pedestal Return	1782	
	31N8266LLFLW 81½D x 66W	\$ 4401		31N8266LRFLW 81½D x 66W	\$ 4401	
	consists of				consists of	
31N3066DRFLW1 Right Pedestal Desk	2497	31N3066DLFLW1 Left Pedestal Desk	2497			
31N2452RLEFLW2 Left Pedestal Return	1904	31N2452RREFLW2 Right Pedestal Return	1904			
31N7466LLFLW 73½D x 66W	\$ 4279	31N7466LRFLW 73½D x 66W	\$ 4279			
consists of			consists of			
31N3066DRFLW1 Right Pedestal Desk	2497	31N3066DLFLW1 Left Pedestal Desk	2497			
31N2444RLEFLW2 Left Pedestal Return	1782	31N2444RREFLW2 Right Pedestal Return	1782			

# VENEER - ARROWOOD U ARRANGEMENTS

Specify quickly and accurately with National's EZ Arrangement models. In each series, the most popular options have been pre-selected for a complete L or U configuration. Just choose the left or right model number, add a finish and you're done.

### ARRANGEMENTS INCLUDE:

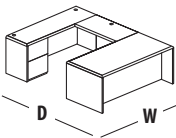
- Center grommet in bridge
- Left and right grommets in credenza
- Random black lock cores
- Must specify finish

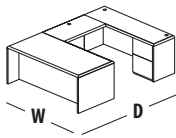
### TO ORDER, SPECIFY FINISH:

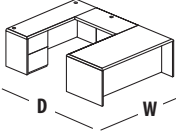
AC Autumn	HN Honey	NM Natural
CL Caramel	IM Brighton	TF Truffle
CW Cordovan	MC Amber	
DW Judicial	MH Mocha	

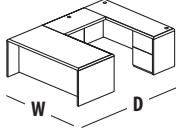


Shaded model numbers are available on our "To You in 10 Days or Less" Quick Delivery program and will be delivered in 10 days or less.

U-CONFIGURATIONS	MODEL NO./DESCRIPTION	LIST PRICE
<b>LEFT U-CONFIGURATION FULL PEDESTAL WOOD TOP</b> 	Q31N10872ULFW 107¼D x 71¾W	\$ 5938
	31N10872ULFW 107¼D x 71¾W	\$ 5938
	consists of	
	31N3672DRFW1 Right Pedestal Desk	2972
	31N2451BEFW Bridge	630
	31N2172CLFW2 Left Pedestal Credenza	2336
	Q31N10272ULFW 101¼D x 71¾W	\$ 5888
	31N10272ULFW 101¼D x 71¾W	\$ 5888
	consists of	
	31N3672DRFW1 Right Pedestal Desk	2972
31N2445BEFW Bridge	580	
31N2172CLFW2 Left Pedestal Credenza	2336	
31N10266ULFW 101¼D x 66W	\$ 5620	
consists of		
31N3066DRFW1 Right Pedestal Desk	2713	
31N2451BEFW Bridge	630	
31N2166CLFW2 Left Pedestal Credenza	2277	
31N9666ULFW 95¼D x 66W	\$ 5570	
consists of		
31N3066DRFW1 Right Pedestal Desk	2713	
31N2445BEFW Bridge	580	
31N2166CLFW2 Left Pedestal Credenza	2277	

U-CONFIGURATIONS	MODEL NO./DESCRIPTION	LIST PRICE
<b>RIGHT U-CONFIGURATION FULL PEDESTAL WOOD TOP</b> 	Q31N10872URFW 107¼D x 71¾W	\$ 5938
	31N10872URFW 107¼D x 71¾W	\$ 5938
	consists of	
	31N3672DLFW1 Left Pedestal Desk	2972
	31N2451BEFW Bridge	630
	31N2172CRFW2 Right Pedestal Credenza	2336
	Q31N10272URFW 101¼D x 71¾W	\$ 5888
	31N10272URFW 101¼D x 71¾W	\$ 5888
	consists of	
	31N3672DLFW1 Left Pedestal Desk	2972
31N2445BEFW Bridge	580	
31N2172CRFW2 Right Pedestal Credenza	2336	
31N10266URFW 101¼D x 66W	\$ 5620	
consists of		
31N3066DLFW1 Left Pedestal Desk	2713	
31N2451BEFW Bridge	630	
31N2166CRFW2 Right Pedestal Credenza	2277	
31N9666URFW 95¼D x 66W	\$ 5570	
consists of		
31N3066DLFW1 Left Pedestal Desk	2713	
31N2445BEFW Bridge	580	
31N2166CRFW2 Right Pedestal Credenza	2277	

U-CONFIGURATIONS	MODEL NO./DESCRIPTION	LIST PRICE
<b>LEFT U-CONFIGURATION FULL PEDESTAL LAMINATE TOP</b> 	31N10872ULFLW 107¼D x 71¾W	\$ 5418
	consists of	
	31N3672DRFLW1 Right Pedestal Desk	2755
	31N2451BEFLW Bridge	544
	31N2172CLFLW2 Left Pedestal Credenza	2119
	31N10272ULFLW 101¼D x 71¾W	\$ 5372
	consists of	
	31N3672DRFLW1 Right Pedestal Desk	2755
	31N2445BEFLW Bridge	498
	31N2172CLFLW2 Left Pedestal Credenza	2119
31N10266ULFLW 101¼D x 66W	\$ 5113	
consists of		
31N3066DRFLW1 Right Pedestal Desk	2497	
31N2451BEFLW Bridge	544	
31N2166CLFLW2 Left Pedestal Credenza	2072	
31N9666ULFLW 95¼D x 66W	\$ 5067	
consists of		
31N3066DRFLW1 Right Pedestal Desk	2497	
31N2445BEFLW Bridge	498	
31N2166CLFLW2 Left Pedestal Credenza	2072	

U-CONFIGURATIONS	MODEL NO./DESCRIPTION	LIST PRICE
<b>RIGHT U-CONFIGURATION FULL PEDESTAL LAMINATE TOP</b> 	31N10872URFLW 107¼D x 71¾W	\$ 5418
	consists of	
	31N3672DLFLW1 Left Pedestal Desk	2755
	31N2451BEFLW Bridge	544
	31N2172CRFLW2 Right Pedestal Credenza	2119
	31N10272URFLW 101¼D x 71¾W	\$ 5372
	consists of	
	31N3672DLFLW1 Left Pedestal Desk	2755
	31N2445BEFLW Bridge	498
	31N2172CRFLW2 Right Pedestal Credenza	2119
31N10266URFLW 101¼D x 66W	\$ 5113	
consists of		
31N3066DLFLW1 Left Pedestal Desk	2497	
31N2451BEFLW Bridge	544	
31N2166CRFLW2 Right Pedestal Credenza	2072	
31N9666URFLW 95¼D x 66W	\$ 5067	
consists of		
31N3066DLFLW1 Left Pedestal Desk	2497	
31N2445BEFLW Bridge	498	
31N2166CRFLW2 Right Pedestal Credenza	2072	

# ARROWOOD - VENEER L ARRANGEMENTS

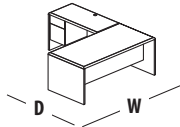
Specify quickly and accurately with National's EZ Arrangement models. In each series, the most popular options have been pre-selected for a complete L or U configuration. Just choose the left or right model number, add a finish and you're done.

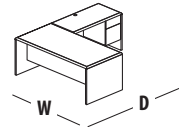
### ARRANGEMENTS INCLUDE:

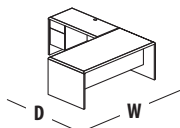
- Center grommet in return
- Random black lock cores
- Must specify finish

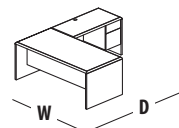
### TO ORDER, SPECIFY FINISH:

AC Autumn	HN Honey	NM Natural
CL Caramel	IM Brighton	TF Truffle
CW Cordovan	MC Amber	
DW Judicial	MH Mocha	

L-CONFIGURATIONS	MODEL NO./DESCRIPTION	LIST PRICE
<b>LEFT L-CONFIGURATION ¾ PEDESTAL WOOD TOP</b> 	31N8872LLYW 87½D x 71¾W \$ 4659	
	consists of	
	31N3672DRYW3 Right Pedestal Desk 2755	
	31N2452RLEYW3 Left Pedestal Return 1904	
	31N8072LLYW 79½D x 71¾W \$ 4537	
	consists of	
	31N3672DRYW3 Right Pedestal Desk 2755	
	31N2444RLEYW3 Left Pedestal Return 1782	
	31N8266LLYW 81½D x 66W \$ 4401	
	consists of	
	31N3066DRYW3 Right Pedestal Desk 2497	
	31N2452RLEYW3 Left Pedestal Return 1904	
31N7466LLYW 73½D x 66W \$ 4279		
consists of		
31N3066DRYW3 Right Pedestal Desk 2497		
31N2444RLEYW3 Left Pedestal Return 1782		

L-CONFIGURATIONS	MODEL NO./DESCRIPTION	LIST PRICE
<b>RIGHT L-CONFIGURATION ¾ PEDESTAL WOOD TOP</b> 	31N8872LRYW 87½D x 71¾W \$ 4659	
	consists of	
	31N3672DLYW3 Left Pedestal Desk 2755	
	31N2452RREYW3 Right Pedestal Return 1904	
	31N8072LRYW 79½D x 71¾W \$ 4537	
	consists of	
	31N3672DLYW3 Left Pedestal Desk 2755	
	31N2444RREYW3 Right Pedestal Return 1782	
	31N8266LRYW 81½D x 66W \$ 4401	
	consists of	
	31N3066DLYW3 Left Pedestal Desk 2497	
	31N2452RREYW3 Right Pedestal Return 1904	
31N7466LRYW 73½D x 66W \$ 4279		
consists of		
31N3066DLYW3 Left Pedestal Desk 2497		
31N2444RREYW3 Right Pedestal Return 1782		

L-CONFIGURATIONS	MODEL NO./DESCRIPTION	LIST PRICE
<b>LEFT L-CONFIGURATION ¾ PEDESTAL LAMINATE TOP</b> 	31N8872LLQLW 87½D x 71¾W \$ 4020	
	consists of	
	31N3672DRQLW3 Right Pedestal Desk 2324	
	31N2452RLEQLW3 Left Pedestal Return 1696	
	31N8072LLQLW 79½D x 71¾W \$ 3897	
	consists of	
	31N3672DRQLW3 Right Pedestal Desk 2324	
	31N2444RLEQLW3 Left Pedestal Return 1573	
	31N8266LLQLW 81½D x 66W \$ 3774	
	consists of	
	31N3066DRQLW3 Right Pedestal Desk 2078	
	31N2452RLEQLW3 Left Pedestal Return 1696	
31N7466LLQLW 73½D x 66W \$ 3651		
consists of		
31N3066DRQLW3 Right Pedestal Desk 2078		
31N2444RLEQLW3 Left Pedestal Return 1573		

L-CONFIGURATIONS	MODEL NO./DESCRIPTION	LIST PRICE
<b>RIGHT L-CONFIGURATION ¾ PEDESTAL LAMINATE TOP</b> 	31N8872LRQLW 87½D x 71¾W \$ 4020	
	consists of	
	31N3672DLQLW3 Left Pedestal Desk 2324	
	31N2452RREQLW3 Right Pedestal Return 1696	
	31N8072LRQLW 79½D x 71¾W \$ 3897	
	consists of	
	31N3672DLQLW3 Left Pedestal Desk 2324	
	31N2444RREQLW3 Right Pedestal Return 1573	
	31N8266LRQLW 81½D x 66W \$ 3774	
	consists of	
	31N3066DLQLW3 Left Pedestal Desk 2078	
	31N2452RREQLW3 Right Pedestal Return 1696	
31N7466LRQLW 73½D x 66W \$ 3651		
consists of		
31N3066DLQLW3 Left Pedestal Desk 2078		
31N2444RREQLW3 Right Pedestal Return 1573		

# VENEER - ARROWOOD U ARRANGEMENTS

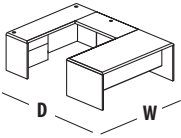
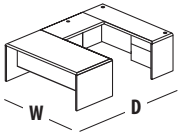
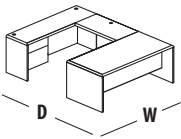
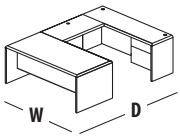
Specify quickly and accurately with National's EZ Arrangement models. In each series, the most popular options have been pre-selected for a complete L or U configuration. Just choose the left or right model number, add a finish and you're done.

### ARRANGEMENTS INCLUDE:

- Center grommet in bridge
- Left and right grommets in credenza
- Random black lock cores
- Must specify finish

### TO ORDER, SPECIFY FINISH:

AC Autumn	HN Honey	NM Natural
CL Caramel	IM Brighton	TF Truffle
CW Cordovan	MC Amber	
DW Judicial	MH Mocha	

U-CONFIGURATIONS	MODEL NO./DESCRIPTION	LIST PRICE	U-CONFIGURATIONS	MODEL NO./DESCRIPTION	LIST PRICE		
<b>LEFT U-CONFIGURATION ¾ PEDESTAL WOOD TOP</b> 	31N10872ULYW	107¼D x 71¾W	\$ 5504	<b>RIGHT U-CONFIGURATION ¾ PEDESTAL WOOD TOP</b> 	31N10872URYW	107¼D x 71¾W	\$ 5504
	consists of				consists of		
	31N3672DRYW3	Right Pedestal Desk	2755		31N3672DLYW3	Left Pedestal Desk	2755
	31N2451BEFW	Bridge	630		31N2451BEFW	Bridge	630
	31N2172CLYW3	Left Pedestal Credenza	2119		31N2172CRYW3	Right Pedestal Credenza	2119
	31N10272ULYW	101¼D x 71¾W	\$ 5454		31N10272URYW	101¼D x 71¾W	\$ 5454
	consists of				consists of		
	31N3672DRYW3	Right Pedestal Desk	2755		31N3672DLYW3	Left Pedestal Desk	2755
	31N2445BEFW	Bridge	580		31N2445BEFW	Bridge	580
	31N2172CLYW3	Left Pedestal Credenza	2119		31N2172CRYW3	Right Pedestal Credenza	2119
31N10266ULYW	101¼D x 66W	\$ 5199	31N10266URYW	101¼D x 66W	\$ 5199		
consists of			consists of				
31N3066DRYW3	Right Pedestal Desk	2497	31N3066DLYW3	Left Pedestal Desk	2497		
31N2451BEFW	Bridge	630	31N2451BEFW	Bridge	630		
31N2166CLYW3	Left Pedestal Credenza	2072	31N2166CRYW3	Right Pedestal Credenza	2072		
31N9666ULYW	95¼D x 66W	\$ 5149	31N9666URYW	95¼D x 66W	\$ 5149		
consists of			consists of				
31N3066DRYW3	Right Pedestal Desk	2497	31N3066DLYW3	Left Pedestal Desk	2497		
31N2445BEFW	Bridge	580	31N2445BEFW	Bridge	580		
31N2166CLYW3	Left Pedestal Credenza	2072	31N2166CRYW3	Right Pedestal Credenza	2072		
<b>LEFT U-CONFIGURATION ¾ PEDESTAL LAMINATE TOP</b> 	31N10872ULQLW	107¼D x 71¾W	\$ 4761	<b>RIGHT U-CONFIGURATION ¾ PEDESTAL LAMINATE TOP</b> 	31N10872URQLW	107¼D x 71¾W	\$ 4761
	consists of				consists of		
	31N3672DRQLW3	Right Pedestal Desk	2324		31N3672DLQLW3	Left Pedestal Desk	2324
	31N2451BEFLW	Bridge	544		31N2451BEFLW	Bridge	544
	31N2172CLQLW3	Left Pedestal Credenza	1893		31N2172CRQLW3	Right Pedestal Credenza	1893
	31N10272ULQLW	101¼D x 71¾W	\$ 4715		31N10272URQLW	101¼D x 71¾W	\$ 4715
	consists of				consists of		
	31N3672DRQLW3	Right Pedestal Desk	2324		31N3672DLQLW3	Left Pedestal Desk	2324
	31N2445BEFLW	Bridge	498		31N2445BEFLW	Bridge	498
	31N2172CLQLW3	Left Pedestal Credenza	1893		31N2172CRQLW3	Right Pedestal Credenza	1893
31N10266ULQLW	101¼D x 66W	\$ 4463	31N10266URQLW	101¼D x 66W	\$ 4463		
consists of			consists of				
31N3066DRQLW3	Right Pedestal Desk	2078	31N3066DLQLW3	Left Pedestal Desk	2078		
31N2451BEFLW	Bridge	544	31N2451BEFLW	Bridge	544		
31N2166CLQLW3	Left Pedestal Credenza	1841	31N2166CRQLW3	Right Pedestal Credenza	1841		
31N9666ULQLW	95¼D x 66W	\$ 4417	31N9666URQLW	95¼D x 66W	\$ 4417		
consists of			consists of				
31N3066DRQLW3	Right Pedestal Desk	2078	31N3066DLQLW3	Left Pedestal Desk	2078		
31N2445BEFLW	Bridge	498	31N2445BEFLW	Bridge	498		
31N2166CLQLW3	Left Pedestal Credenza	1841	31N2166CRQLW3	Right Pedestal Credenza	1841		

# ARROWOOD - VENEER



Shaded model numbers are available on our "To You in 10 Days or Less" Quick Delivery program and will be delivered in 10 days or less.

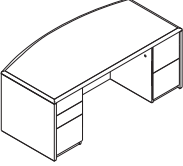
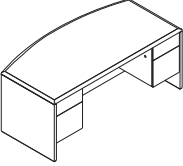
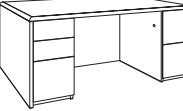
### TO ORDER, SPECIFY:

1. Model Number
2. Grommet Option
3. Locking
4. Finish

### SAMPLE MODEL NUMBERS:

31N3672DDFW8 X KRB CW  
 31N3672DDFLW8 G13LR KS2B CW

• See page 39 for all options available in Arrowood Veneer

	MODEL NO./DESCRIPTION	LIST PRICE	DIMENSIONS					CARTONED WEIGHT	CUBIC FEET	
			D	W	H	A	KW			
<b>DOUBLE PEDESTAL DESK ARC TOP—FULL PEDESTAL</b>  	31N3672DDFAW8 Wood Top	\$ 4242	35¾	71¾	29½	10%	39 <sup>1</sup> / <sub>16</sub>	317 lbs.	57.4	
	31N3672DDFALW8 HPL Top	3881	35¾	71¾	29½	10%	39 <sup>1</sup> / <sub>16</sub>	317 lbs.	57.4	
	31N3666DDFAW8 Wood Top	\$ 4072	35¾	66	29½	10%	34¼	285 lbs.	52.3	
	31N3666DDFALW8 HPL Top	3724	35¾	66	29½	10%	34¼	285 lbs.	52.3	
	<ul style="list-style-type: none"> <li>• Unit has a full modesty panel</li> <li>• Depth of arc top is 35¾" at its widest point</li> <li>• Grommet (G13LR) available</li> <li>• Random lock core (KRB, KRS) and specified lock core (KS2B, KS2S) available</li> </ul>									
<b>DOUBLE PEDESTAL DESK ARC TOP—¾ PEDESTAL</b>  	31N3672DDYAW3 Wood Top	\$ 3810	35¾	71¾	29½	10%	39 <sup>1</sup> / <sub>16</sub>	291 lbs.	57.4	
	31N3672DDQALW3 HPL Top	3474	35¾	71¾	29½	10%	39 <sup>1</sup> / <sub>16</sub>	291 lbs.	57.4	
	31N3666DDYAW3 Wood Top	\$ 3659	35¾	66	29½	10%	34¼	280 lbs.	52.3	
	31N3666DDQALW3 HPL Top	3334	35¾	66	29½	10%	34¼	280 lbs.	52.3	
	<ul style="list-style-type: none"> <li>• Depth of arc top is 35¾" at its widest point</li> <li>• Grommet (G13LR) available</li> <li>• Wood top unit has a full modesty panel; HPL top unit has a ¾ modesty panel</li> <li>• Random lock core (KRB, KRS) and specified lock core (KS2B, KS2S) available</li> </ul>									
<b>DOUBLE PEDESTAL DESK FULL PEDESTAL</b>  	Q31N3672DDFW8 Wood Top	\$ 3474	35¾	71¾	29½	10%	39 <sup>1</sup> / <sub>16</sub>	361 lbs.	57.4	
	31N3672DDFW8 Wood Top	3474	35¾	71¾	29½	10%	39 <sup>1</sup> / <sub>16</sub>	361 lbs.	57.4	
	31N3672DDFLW8 HPL Top	3039	35¾	71¾	29½	10%	39 <sup>1</sup> / <sub>16</sub>	361 lbs.	57.4	
	31N3666DDFW8 Wood Top	\$ 3334	35¾	66	29½	10%	34¼	285 lbs.	52.3	
	31N3666DDFLW8 HPL Top	2918	35¾	66	29½	10%	34¼	285 lbs.	52.3	
	31N3066DDFW8 Wood Top	\$ 3260	29¾	66	29½	4%	34¼	277 lbs.	47.0	
	31N3066DDFLW8 HPL Top	2813	29¾	66	29½	4%	34¼	277 lbs.	47.0	
	31N3060DDFW8 Wood Top	\$ 3135	29¾	59¾	29½	4%	27 <sup>1</sup> / <sub>16</sub>	261 lbs.	41.5	
	31N3060DDFLW8 HPL Top	2707	29¾	59¾	29½	4%	27 <sup>1</sup> / <sub>16</sub>	261 lbs.	41.5	
	<ul style="list-style-type: none"> <li>• Grommet (G13LR) available</li> <li>• Random lock core (KRB, KRS) and specified lock core (KS2B, KS2S) available</li> </ul>									

ARROWOOD - VENEER



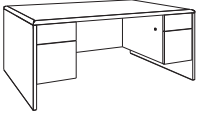
**TO ORDER, SPECIFY:**

1. Model Number
2. Grommet Option
3. Locking
4. Finish

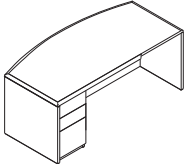
**SAMPLE MODEL NUMBER:**

31N3672DDYW3 X KRB CW

- See page 39 for all options available in Arrowood Veneer

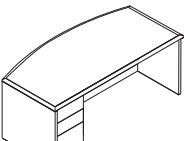
	MODEL NO./DESCRIPTION	LIST PRICE	DIMENSIONS					CARTONED WEIGHT	CUBIC FEET
			D	W	H	A	KW		
<b>DOUBLE PEDESTAL DESK ¾ PEDESTAL</b> 	31N3672DDYW3 Wood Top	\$ 3039	35¾	71¾	29½	10%	39½ <sup>16</sup>	325 lbs.	57.4
	31N3672DDQLW3 HPL Top	2611	35¾	71¾	29½	10%	39½ <sup>16</sup>	325 lbs.	57.4
	31N3666DDYW3 Wood Top	\$ 2918	35¾	66	29½	10%	34¾	285 lbs.	52.3
	31N3666DDQLW3 HPL Top	2507	35¾	66	29½	10%	34¾	285 lbs.	52.3
	31N3066DDYW3 Wood Top	\$ 2813	29¾	66	29½	4%	34¾	277 lbs.	47.0
	31N3066DDQLW3 HPL Top	2398	29¾	66	29½	4%	34¾	277 lbs.	47.0
	31N3060DDYW3 Wood Top	\$ 2707	29¾	59¾	29½	4%	27½ <sup>16</sup>	235 lbs.	41.5
	31N3060DDQLW3 HPL Top	2306	29¾	59¾	29½	4%	27½ <sup>16</sup>	235 lbs.	41.5

• Grommet (G13LR) available  
 • Wood top unit has a full modesty panel; HPL top unit has a ¾ modesty panel  
 • Random lock core (KRB, KRS) and specified lock core (KS2B, KS2S) available

	LEFT PEDESTAL	RIGHT PEDESTAL	LIST PRICE	DIMENSIONS					CARTONED WEIGHT	CUBIC FEET
				D	W	H	A	KW		
<b>SINGLE PEDESTAL DESK ARC TOP—FULL PEDESTAL</b> 	31N3672DLFAW1	31N3672DRFAW1 Wood Top	\$ 3741	35¾	71¾	29½	10%	32½ <sup>16</sup>	267 lbs.	57.4
	31N3672DLFALW1	31N3672DRFALW1 HPL Top	3646	35¾	71¾	29½	10%	32½ <sup>16</sup>	267 lbs.	57.4

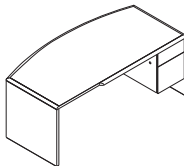
• Not recommended as a freestanding unit due to routing in the rim  
 • Unit has a full modesty panel  
 • Depth of arc top is 35¾" at its widest point  
 • Grommet (G13LR) available  
 • Random lock core (KRB, KRS) and specified lock core (KS1B, KS1S) available

Left shown

	LEFT PEDESTAL	RIGHT PEDESTAL	LIST PRICE	DIMENSIONS					CARTONED WEIGHT	CUBIC FEET
				D	W	H	A	KW		
<b>FREESTANDING SINGLE PEDESTAL DESK ARC TOP—FULL PEDESTAL</b> 	31N3672DLFFAW1	31N3672DRFFAW1 Wood Top	\$ 3741	35¾	71¾	29½	10%	54½ <sup>16</sup>	267 lbs.	57.4
	31N3672DLFFALW1	31N3672DRFFALW1 HPL Top	3646	35¾	71¾	29½	10%	54½ <sup>16</sup>	267 lbs.	57.4

• Unit has a full modesty panel  
 • Depth of arc top is 35¾" at its widest point  
 • Grommet (G13LR) available  
 • Random lock core (KRB, KRS) and specified lock core (KS1B, KS1S) available  
 • Freestanding use only; cannot be used with a bridge or other connecting components

Left shown

	LEFT PEDESTAL	RIGHT PEDESTAL	LIST PRICE	DIMENSIONS					CARTONED WEIGHT	CUBIC FEET
				D	W	H	A	KW		
<b>SINGLE PEDESTAL DESK ARC TOP—¾ PEDESTAL</b> 	31N3672DLYAW3	31N3672DRYAW3 Wood Top	\$ 3525	35¾	71¾	29½	10%	32½ <sup>16</sup>	247 lbs.	57.4
	31N3672DLQALW3	31N3672DRQALW3 HPL Top	3199	35¾	71¾	29½	10%	32½ <sup>16</sup>	247 lbs.	57.4

• Not recommended as a freestanding unit due to routing in the rim  
 • Depth of arc top is 35¾" at its widest point  
 • Grommet (G13LR) available  
 • Wood top unit has a full modesty panel; HPL top unit has a ¾ modesty panel  
 • Random lock core (KRB, KRS) and specified lock core (KS1B, KS1S) available

Right shown

# ARROWOOD - VENEER



Shaded model numbers are available on our "To You in 10 Days or Less" Quick Delivery program and will be delivered in 10 days or less.

### TO ORDER, SPECIFY:

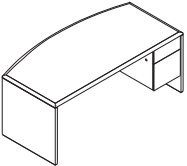
1. Model Number
2. Grommet Option
3. Locking
4. Finish

### SAMPLE MODEL NUMBERS:

31N3672DRFW1 X KS1B CW  
 31N3672DRFLW1 G13LR KRB CW

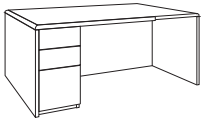
• See page 39 for all options available in Arrowood Veneer

MODEL NO./DESCRIPTION	LIST PRICE	DIMENSIONS					CARTONED WEIGHT	CUBIC FEET
		D	W	H	A	KW		
<b>FREESTANDING SINGLE PEDESTAL DESK ARC TOP—¾ PEDESTAL</b>								
<b>LEFT PEDESTAL</b>								
31N3672DLYFAW3	\$ 3525	35¾	71¾	29½	10%	54 <sup>1</sup> / <sub>16</sub>	247 lbs.	57.4
31N3672DRYFAW3								
31N3672DLQFALW3	3199	35¾	71¾	29½	10%	54 <sup>1</sup> / <sub>16</sub>	247 lbs.	57.4
31N3672DRQFALW3								
<ul style="list-style-type: none"> <li>• Depth of arc top is 35¾" at its widest point</li> <li>• Grommet (G13LR) available</li> <li>• Wood top unit has a full modesty panel; HPL top unit has a ¾ modesty panel</li> <li>• Random lock core (KRB, KRS) and specified lock core (KS1B, KS1S) available</li> <li>• Freestanding use only; cannot be used with a bridge or other connecting components</li> </ul>								



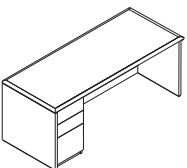
Right shown

MODEL NO./DESCRIPTION	LIST PRICE	DIMENSIONS					CARTONED WEIGHT	CUBIC FEET
		D	W	H	A	KW		
<b>SINGLE PEDESTAL DESK FULL PEDESTAL</b>								
<b>LEFT PEDESTAL</b>								
Q31N3672DLFW1	\$ 2972	35¾	71¾	29½	10%	32 <sup>1</sup> / <sub>16</sub>	311 lbs.	57.4
31N3672DLFW1	2972	35¾	71¾	29½	10%	32 <sup>1</sup> / <sub>16</sub>	311 lbs.	57.4
31N3672DLFLW1	2755	35¾	71¾	29½	10%	32 <sup>1</sup> / <sub>16</sub>	311 lbs.	57.4
31N3672DRFLW1								
31N3666DLFW1	\$ 2851	35¾	66	29½	10%	26 <sup>1</sup> / <sub>16</sub>	250 lbs.	52.3
31N3666DRFW1								
31N3666DLFLW1	2646	35¾	66	29½	10%	26 <sup>1</sup> / <sub>16</sub>	250 lbs.	52.3
31N3666DRFLW1								
31N3066DLFW1	\$ 2713	29¾	66	29½	4%	26 <sup>1</sup> / <sub>16</sub>	246 lbs.	45.3
31N3066DRFW1								
31N3066DLFLW1	2497	29¾	66	29½	4%	26 <sup>1</sup> / <sub>16</sub>	246 lbs.	45.3
31N3066DRFLW1								
<ul style="list-style-type: none"> <li>• Not recommended as a freestanding unit due to routing in the rim</li> <li>• Grommet (G13LR) available</li> <li>• Random lock core (KRB, KRS) and specified lock core (KS1B, KS1S) available</li> </ul>								



Left shown

MODEL NO./DESCRIPTION	LIST PRICE	DIMENSIONS					CARTONED WEIGHT	CUBIC FEET
		D	W	H	A	KW		
<b>FREESTANDING SINGLE PEDESTAL DESK FULL PEDESTAL</b>								
<b>LEFT PEDESTAL</b>								
31N3672DLFFW1	\$ 2972	35¾	71¾	29½	10%	54 <sup>1</sup> / <sub>16</sub>	311 lbs.	57.4
31N3672DRFFW1								
31N3672DLFFLW1	2755	35¾	71¾	29½	10%	54 <sup>1</sup> / <sub>16</sub>	311 lbs.	57.4
31N3672DRFFLW1								
31N3666DLFFW1	\$ 2851	35¾	66	29½	10%	49 <sup>1</sup> / <sub>16</sub>	250 lbs.	52.3
31N3666DRFFW1								
31N3666DLFFLW1	2646	35¾	66	29½	10%	49 <sup>1</sup> / <sub>16</sub>	250 lbs.	52.3
31N3666DRFFLW1								
31N3066DLFFW1	\$ 2713	29¾	66	29½	4%	49 <sup>1</sup> / <sub>16</sub>	246 lbs.	45.3
31N3066DRFFW1								
31N3066DLFFLW1	2497	29¾	66	29½	4%	49 <sup>1</sup> / <sub>16</sub>	246 lbs.	45.3
31N3066DRFFLW1								
31N3060DLFFW1	\$ 2603	29¾	59¾	29½	4%	42¾	215 lbs.	42.0
31N3060DRFFW1								
31N3060DLFFLW1	2396	29¾	59¾	29½	4%	42¾	215 lbs.	42.0
31N3060DRFFLW1								
<ul style="list-style-type: none"> <li>• Grommet (G13LR) available</li> <li>• Random lock core (KRB, KRS) and specified lock core (KS1B, KS1S) available</li> <li>• Freestanding use only; cannot be used with a bridge or other connecting components</li> </ul>								



Left shown

**TO ORDER, SPECIFY:**

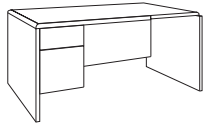
1. Model Number
2. Grommet Option
3. Locking
4. Finish

**SAMPLE MODEL NUMBERS:**

31N3672DULW CW  
31N3672DULFW CW

• See page 39 for all options available in Arrowood Veneer

**SINGLE PEDESTAL DESK  
¾ PEDESTAL**

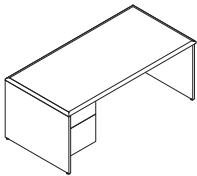


Left shown

MODEL NO./DESCRIPTION	LIST PRICE	DIMENSIONS					CARTONED WEIGHT	CUBIC FEET
		D	W	H	A	KW		
<b>LEFT PEDESTAL</b>								
31N3672DLYW3	\$ 2755	35¾	71¾	29½	10%	32½ <sup>16</sup>	281 lbs.	57.4
31N3672DLQLW3	2324	35¾	71¾	29½	10%	32½ <sup>16</sup>	281 lbs.	57.4
<b>RIGHT PEDESTAL</b>								
31N3666DLYW3	\$ 2646	35¾	66	29½	10%	26½ <sup>16</sup>	250 lbs.	52.3
31N3666DLQLW3	2231	35¾	66	29½	10%	26½ <sup>16</sup>	250 lbs.	52.3
31N3066DLYW3	\$ 2497	29¾	66	29½	4%	26½ <sup>16</sup>	222 lbs.	45.3
31N3066DLQLW3	2078	29¾	66	29½	4%	26½ <sup>16</sup>	222 lbs.	45.3

- Not recommended as a freestanding unit due to routing in the rim
- Grommet (G13LR) available
- Wood top unit has a full modesty panel; HPL top unit has a ¾ modesty panel
- Random lock core (KRB, KRS) and specified lock core (KS1B, KS1S) available

**FREESTANDING  
SINGLE PEDESTAL DESK  
¾ PEDESTAL**

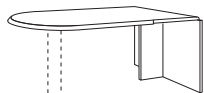


Left shown

MODEL NO./DESCRIPTION	LIST PRICE	DIMENSIONS					CARTONED WEIGHT	CUBIC FEET
		D	W	H	A	KW		
<b>LEFT PEDESTAL</b>								
31N3672DLYFW3	\$ 2755	35¾	71¾	29½	10%	54½ <sup>16</sup>	281 lbs.	57.4
31N3672DLQFLW3	2324	35¾	71¾	29½	10%	54½ <sup>16</sup>	281 lbs.	57.4
<b>RIGHT PEDESTAL</b>								
31N3666DLYFW3	\$ 2646	35¾	66	29½	10%	49½ <sup>16</sup>	250 lbs.	52.3
31N3666DLQFLW3	2231	35¾	66	29½	10%	49½ <sup>16</sup>	250 lbs.	52.3
31N3066DLYFW3	\$ 2497	29¾	66	29½	4%	49½ <sup>16</sup>	222 lbs.	45.3
31N3066DLQFLW3	2078	29¾	66	29½	4%	49½ <sup>16</sup>	222 lbs.	45.3
31N3060DLYFW3	\$ 2396	29¾	59¾	29½	4%	42¾	215 lbs.	42.0
31N3060DLQFLW3	1995	29¾	59¾	29½	4%	42¾	215 lbs.	42.0

- Grommet (G13LR) available
- Wood top unit has a full modesty panel; HPL top unit has a ¾ modesty panel
- Random lock core (KRB, KRS) and specified lock core (KS1B, KS1S) available
- Freestanding use only; cannot be used with a bridge or other connecting components

**U-SHAPED DESK**

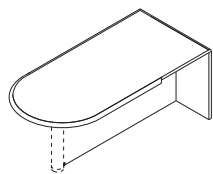


Left shown

MODEL NO./DESCRIPTION	LIST PRICE	DIMENSIONS					CARTONED WEIGHT	CUBIC FEET
		D	W	H	A	KW		
<b>LEFT U</b>								
31N3672DULW	\$ 2500	35¾	71¾	29½	¼ <sup>16</sup>	30¾	139 lbs.	5.9
31N3672DULLW	2305	35¾	71¾	29½	¼ <sup>16</sup>	30¾	143 lbs.	5.9
<b>RIGHT U</b>								

- Not recommended as a freestanding unit due to routing in the rim
- Must specify support base; see page 30
- Grommets not available

**U-SHAPED DESK  
WITH MODESTY**



Left shown

MODEL NO./DESCRIPTION	LIST PRICE	DIMENSIONS					CARTONED WEIGHT	CUBIC FEET
		D	W	H	A	KW		
<b>LEFT U</b>								
31N3672DULFW	\$ 2978	35¾	71¾	29½	½ <sup>32</sup>	30¾	161 lbs.	5.9
31N3672DULFLW	2788	35¾	71¾	29½	½ <sup>32</sup>	30¾	165 lbs.	5.9
<b>RIGHT U</b>								

- Not recommended as a freestanding unit due to routing in the rim
- Must specify support base; see page 30
- Grommets not available

# ARROWOOD - VENEER

ARROWOOD - VENEER


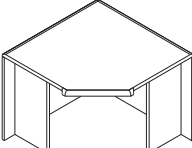
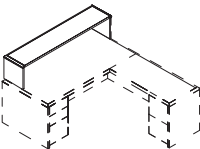
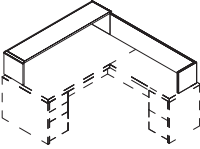
### TO ORDER, SPECIFY:

1. Model Number
2. Grommet Option
3. Finish

### SAMPLE MODEL NUMBER:

31N3636CFSW X CW

- See page 39 for all options available in Arrowood Veneer

MODEL NO./DESCRIPTION	LIST PRICE	DIMENSIONS					CARTONED WEIGHT	CUBIC FEET
		D	W	H	A	KW		
<b>SUPPORT BASE</b>								
			<b>DI</b>	<b>H</b>				
NAC0428SFRNB Metal	\$ 225	4	—	27¼-29¼		—	10 lbs.	1.0
NAC2804SFBW Wood	609	4	—	27¼-29¼		—	6 lbs.	1.0
			<b>D</b>	<b>W</b>	<b>H</b>	<b>A</b>	<b>KW</b>	
NAC2812SHB Wood Half	\$ 762	6	11⅞	27¼	—	—	13 lbs.	2.6
<ul style="list-style-type: none"> <li>• Adjustable glide standard</li> <li>• Metal base, specify paint colors: (405) Designer White, (423) Concrete, (462) Cinder, (463) Iron, (501) Platinum Metallic, or (503) Satin Nickel Metallic</li> <li>• Metal base, optional upper and lower (CUL) wire management cutout</li> <li>• Wood base, specify finish: Brighton (IM), Natural (NM), Honey (HN), Caramel (CL), Truffle (TF), Autumn (AC), Amber (MC), Cordovan (CW), Judicial (DW), Mocha (MH)</li> </ul>								
<b>CORNER UNIT</b>								
								
31N3636CFSW Wood Top	\$ 1919	36	36	29½	⅞	17	122 lbs.	5.2
31N3636CFLW HPL Top	1811	36	36	29½	⅞	17	117 lbs.	5.2
<ul style="list-style-type: none"> <li>• Not recommended as a freestanding unit due to routing in the rim</li> <li>• Unit can be attached to bridge, return or multi-file return only</li> <li>• Some assembly required</li> <li>• Grain direction runs diagonal on worksurface</li> <li>• Grommet (G13C) available</li> </ul>								
<b>TRANSACTION COUNTER DESK UNIT</b>								
								
31N1569TCW Wood Top	\$ 941	14 <sup>25</sup> / <sub>32</sub>	69 <sup>1</sup> / <sub>32</sub>	15 <sup>3</sup> / <sub>16</sub>	—	—	73 lbs.	2.4
31N1569TCLW HPL Top	864	14 <sup>25</sup> / <sub>32</sub>	69 <sup>1</sup> / <sub>32</sub>	15 <sup>3</sup> / <sub>16</sub>	—	—	73 lbs.	2.4
31N1563TCW Wood Top	\$ 846	14 <sup>25</sup> / <sub>32</sub>	63 <sup>1</sup> / <sub>32</sub>	15 <sup>3</sup> / <sub>16</sub>	—	—	67 lbs.	2.2
31N1563TCLW HPL Top	767	14 <sup>25</sup> / <sub>32</sub>	63 <sup>1</sup> / <sub>32</sub>	15 <sup>3</sup> / <sub>16</sub>	—	—	67 lbs.	2.2
<ul style="list-style-type: none"> <li>• Transaction surface spans over the desk only</li> <li>• Some assembly required</li> <li>• 1569 transaction counter to be used with 36 x 72 single ped desk</li> <li>• 1563 transaction counter to be used with 30 x 66 single ped desk</li> </ul>								
<b>TRANSACTION COUNTER L UNIT</b>								
								
31N6983TCW Wood Top	\$ 1347	82½	69 <sup>1</sup> / <sub>32</sub>	15 <sup>3</sup> / <sub>16</sub>	—	—	101 lbs.	3.3
31N6983TCLW HPL Top	1231	82½	69 <sup>1</sup> / <sub>32</sub>	15 <sup>3</sup> / <sub>16</sub>	—	—	101 lbs.	3.3
31N6377TCW Wood Top	\$ 1248	76½	63 <sup>1</sup> / <sub>32</sub>	15 <sup>3</sup> / <sub>16</sub>	—	—	84 lbs.	3.1
31N6377TCLW HPL Top	1134	76½	63 <sup>1</sup> / <sub>32</sub>	15 <sup>3</sup> / <sub>16</sub>	—	—	84 lbs.	3.1
<ul style="list-style-type: none"> <li>• Some assembly required</li> <li>• 6983 transaction counter to be used with 36 x 72 single ped desk and 2452 return</li> <li>• 6377 transaction counter to be used with 30 x 66 single ped desk and 2452 return</li> </ul>								



Shaded model numbers are available on our "To You in 10 Days or Less" Quick Delivery program and will be delivered in 10 days or less.

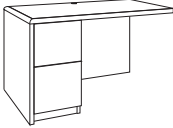
**TO ORDER, SPECIFY:**

1. Model Number
2. Grommet Option
3. Locking
4. Finish

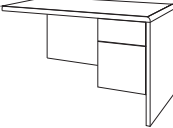
**SAMPLE MODEL NUMBER:**

31N2452RLEFW2 X KS1B MC

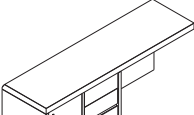
• See page 39 for all options available in Arrowood Veneer

	MODEL NO./DESCRIPTION		LIST PRICE	DIMENSIONS				CARTONED WEIGHT	CUBIC FEET		
				D	W	H	A			KW	
<b>RETURN FULL PEDESTAL</b>  Left shown	<b>LEFT PEDESTAL</b>	<b>RIGHT PEDESTAL</b>									
	31N2464RLEFW2	31N2464RREFW2	Wood Top	\$ 2204	23¾	63¾	29½	⅙	46%	180 lbs.	30.2
	31N2464RLEFLW2	31N2464RREFLW2	HPL Top	1980	23¾	63¾	29½	⅙	46%	180 lbs.	30.2
	<b>Q31N2452RLEFW2</b>	<b>Q31N2452RREFW2</b>	Wood Top	\$ 2119	23¾	51¾	29½	⅙	34%	169 lbs.	30.1
	31N2452RLEFW2	31N2452RREFW2	Wood Top	2119	23¾	51¾	29½	⅙	34%	169 lbs.	30.1
	31N2452RLEFLW2	31N2452RREFLW2	HPL Top	1904	23¾	51¾	29½	⅙	34%	169 lbs.	30.1
	<b>Q31N2444RLEFW2</b>	<b>Q31N2444RREFW2</b>	Wood Top	\$ 1997	23¾	43¾	29½	⅙	26%	156 lbs.	25.9
	31N2444RLEFW2	31N2444RREFW2	Wood Top	1997	23¾	43¾	29½	⅙	26%	156 lbs.	25.9
	31N2444RLEFLW2	31N2444RREFLW2	HPL Top	1782	23¾	43¾	29½	⅙	26%	156 lbs.	25.9

• Grain direction runs front-to-back on worksurface  
 • Grommet (G13C) available  
 • Random lock core (KRB, KRS) and specified lock core (KS1B, KS1S) available

	MODEL NO./DESCRIPTION		LIST PRICE	DIMENSIONS				CARTONED WEIGHT	CUBIC FEET		
				D	W	H	A			KW	
<b>RETURN ¾ PEDESTAL</b>  Right shown	<b>LEFT PEDESTAL</b>	<b>RIGHT PEDESTAL</b>									
	31N2464RLEYW3	31N2464RREYW3	Wood Top	\$ 1980	23¾	63¾	29½	⅙	46%	180 lbs.	30.2
	31N2464RLEQLW3	31N2464RREQLW3	HPL Top	1763	23¾	63¾	29½	⅙	46%	180 lbs.	30.2
	<b>31N2452RLEYW3</b>	<b>31N2452RREYW3</b>	Wood Top	\$ 1904	23¾	51¾	29½	⅙	34%	151 lbs.	30.1
	31N2452RLEQLW3	31N2452RREQLW3	HPL Top	1696	23¾	51¾	29½	⅙	34%	151 lbs.	30.1
	<b>31N2444RLEYW3</b>	<b>31N2444RREYW3</b>	Wood Top	\$ 1782	23¾	43¾	29½	⅙	26%	139 lbs.	25.9
	31N2444RLEQLW3	31N2444RREQLW3	HPL Top	1573	23¾	43¾	29½	⅙	26%	139 lbs.	25.9

• Grain direction runs front-to-back on worksurface  
 • Grommet (G13C) available  
 • Wood top unit has a full modesty panel; HPL top unit has a ¾ modesty panel  
 • Random lock core (KRB, KRS) and specified lock core (KS1B, KS1S) available

	MODEL NO./DESCRIPTION		LIST PRICE	DIMENSIONS				CARTONED WEIGHT	CUBIC FEET		
				D	W	H	A			KW	
<b>RETURN MULTI-FILE</b>  Left shown	<b>LEFT PEDESTAL</b>	<b>RIGHT PEDESTAL</b>									
	31N2472RLEFW10	31N2472RREFW10	Wood Top	\$ 2956	23¾	71¾	29½	⅙	35	197 lbs.	40.6
	31N2472RLEFLW10	31N2472RREFLW10	HPL Top	2741	23¾	71¾	29½	⅙	35	197 lbs.	40.6

• Unit can be attached to corner unit, single pedestal desk or U-Shaped desk only  
 • Grommet (G13C) available  
 • Random lock core (KRB, KRS) and specified lock core (KS2B, KS2S) available

ARROWOOD - VENEER

# ARROWOOD - VENEER



Shaded model numbers are available on our "To You in 10 Days or Less" Quick Delivery program and will be delivered in 10 days or less.

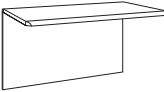
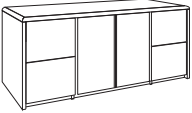
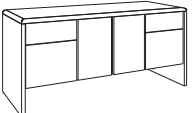
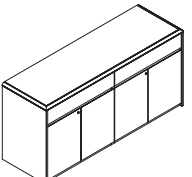
### TO ORDER, SPECIFY:

1. Model Number
2. Grommet Option
3. Locking
4. Finish

### SAMPLE MODEL NUMBERS:

31N2451BEFW X CL  
31N2451BEFLW MC

• See page 39 for all options available in Arrowood Veneer

	MODEL NO./DESCRIPTION	LIST PRICE	DIMENSIONS					CARTONED WEIGHT	CUBIC FEET	
			D	W	H	A	KW			
<b>BRIDGE</b> 	Q31N2451BEFW Wood Top	\$ 630	23 <sup>3</sup> / <sub>4</sub>	50 <sup>1</sup> / <sub>2</sub>	29 <sup>1</sup> / <sub>2</sub>	<sup>1</sup> / <sub>4</sub>	48	81 lbs.	3.1	
	31N2451BEFW Wood Top	630	23 <sup>3</sup> / <sub>4</sub>	50 <sup>1</sup> / <sub>2</sub>	29 <sup>1</sup> / <sub>2</sub>	<sup>1</sup> / <sub>4</sub>	48	81 lbs.	3.1	
	31N2451BEFLW HPL Top	544	23 <sup>3</sup> / <sub>4</sub>	50 <sup>1</sup> / <sub>2</sub>	29 <sup>1</sup> / <sub>2</sub>	<sup>1</sup> / <sub>4</sub>	48	79 lbs.	3.1	
	Q31N2445BEFW Wood Top	\$ 580	23 <sup>3</sup> / <sub>4</sub>	44 <sup>1</sup> / <sub>2</sub>	29 <sup>1</sup> / <sub>2</sub>	<sup>1</sup> / <sub>16</sub>	39 <sup>1</sup> / <sub>2</sub>	71 lbs.	2.8	
	31N2445BEFW Wood Top	580	23 <sup>3</sup> / <sub>4</sub>	44 <sup>1</sup> / <sub>2</sub>	29 <sup>1</sup> / <sub>2</sub>	<sup>1</sup> / <sub>16</sub>	39 <sup>1</sup> / <sub>2</sub>	71 lbs.	2.8	
	31N2445BEFLW HPL Top	498	23 <sup>3</sup> / <sub>4</sub>	44 <sup>1</sup> / <sub>2</sub>	29 <sup>1</sup> / <sub>2</sub>	<sup>1</sup> / <sub>16</sub>	39 <sup>1</sup> / <sub>2</sub>	74 lbs.	2.8	
	<ul style="list-style-type: none"> <li>• Some assembly required</li> <li>• Grain direction runs front-to-back on worksurface</li> <li>• Grommet (G13C) available</li> </ul>									
	<b>STORAGE CREDENZA FULL PEDESTAL</b> 	Q31N2172CSFW2 Wood Top	\$ 3285	21	71 <sup>3</sup> / <sub>4</sub>	29 <sup>1</sup> / <sub>2</sub>	<sup>1</sup> / <sub>16</sub>	—	309 lbs.	36.4
		31N2172CSFW2 Wood Top	3285	21	71 <sup>3</sup> / <sub>4</sub>	29 <sup>1</sup> / <sub>2</sub>	<sup>1</sup> / <sub>16</sub>	—	309 lbs.	36.4
31N2172CSFLW2 HPL Top		2855	21	71 <sup>3</sup> / <sub>4</sub>	29 <sup>1</sup> / <sub>2</sub>	<sup>1</sup> / <sub>16</sub>	—	309 lbs.	36.4	
31N2166CSFW2 Wood Top		\$ 2975	21	66	29 <sup>1</sup> / <sub>2</sub>	<sup>1</sup> / <sub>16</sub>	—	307 lbs.	33.6	
31N2166CSFLW2 HPL Top		2544	21	66	29 <sup>1</sup> / <sub>2</sub>	<sup>1</sup> / <sub>16</sub>	—	307 lbs.	33.6	
<ul style="list-style-type: none"> <li>• 72" credenza features an adjustable shelf (12" deep, 32<sup>3</sup>/<sub>4</sub>" wide and 1" thick)</li> <li>• 66" credenza features an adjustable shelf (12" deep, 27<sup>1</sup>/<sub>2</sub>" wide and 1" thick)</li> <li>• Grommet (G13LR) available</li> <li>• Random lock core (KRB, KRS) and specified lock core (KS2B, KS2S) available</li> </ul>										
<b>STORAGE CREDENZA 3/4 PEDESTAL</b> 		31N2172CSYW3 Wood Top	\$ 2855	21	71 <sup>3</sup> / <sub>4</sub>	29 <sup>1</sup> / <sub>2</sub>	<sup>1</sup> / <sub>16</sub>	—	279 lbs.	36.4
		31N2172CSQLW3 HPL Top	2642	21	71 <sup>3</sup> / <sub>4</sub>	29 <sup>1</sup> / <sub>2</sub>	<sup>1</sup> / <sub>16</sub>	—	279 lbs.	36.4
		31N2166CSYW3 Wood Top	\$ 2544	21	66	29 <sup>1</sup> / <sub>2</sub>	<sup>1</sup> / <sub>16</sub>	—	257 lbs.	33.6
	31N2166CSQLW3 HPL Top	2302	21	66	29 <sup>1</sup> / <sub>2</sub>	<sup>1</sup> / <sub>16</sub>	—	257 lbs.	33.6	
	<ul style="list-style-type: none"> <li>• 72" credenza features an adjustable shelf (12" deep, 32<sup>3</sup>/<sub>4</sub>" wide and 1" thick)</li> <li>• 66" credenza features an adjustable shelf (12" deep, 27<sup>1</sup>/<sub>2</sub>" wide and 1" thick)</li> <li>• Grommet (G13LR) available</li> <li>• Wood top unit has a full modesty panel; HPL top unit has a 3/4 modesty panel</li> <li>• Random lock core (KRB, KRS) and specified lock core (KS2B, KS2S) available</li> </ul>									
	<b>ENTERTAINMENT CREDENZA</b> 	31N2472CBVW Wood	\$ 4665	22 <sup>25</sup> / <sub>32</sub>	71 <sup>13</sup> / <sub>16</sub>	34 <sup>15</sup> / <sub>16</sub>	—	—	309 lbs.	36.4
31N2472CBVLW Laminate/Wood		4665	22 <sup>25</sup> / <sub>32</sub>	71 <sup>13</sup> / <sub>16</sub>	34 <sup>15</sup> / <sub>16</sub>	—	—	309 lbs.	36.4	
<ul style="list-style-type: none"> <li>• 72" credenza features an adjustable shelf (12" deep, 32<sup>3</sup>/<sub>4</sub>" wide and 1" thick)</li> <li>• Inside dimension of each storage section is 21" deep x 34<sup>1</sup>/<sub>2</sub>" wide x 23<sup>3</sup>/<sub>4</sub>" high</li> <li>• Unfinished back panel</li> <li>• Cutouts in back panel for venting</li> <li>• Grommet (G13LR) available</li> <li>• Rim on front and sides of model</li> <li>• Random lock core (KRB, KRS) and specified lock core (KS2B, KS2S) available</li> </ul>										

ARROWOOD - VENEER



Shaded model numbers are available on our "To You in 10 Days or Less" Quick Delivery program and will be delivered in 10 days or less.

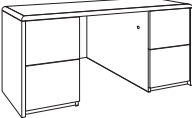
**TO ORDER, SPECIFY:**

1. Model Number
2. Grommet Option
3. Locking
4. Finish

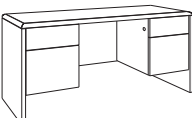
**SAMPLE MODEL NUMBER:**

31N2172CLFW2 G13LR KRB MH

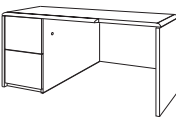
• See page 39 for all options available in Arrowood Veneer

	MODEL NO./DESCRIPTION	LIST PRICE	DIMENSIONS					CARTONED WEIGHT	CUBIC FEET
			D	W	H	A	KW		
<b>KNEESPACE CREDENZA FULL PEDESTAL</b> 	Q31N2172CKFW2 Wood Top	\$ 3213	21	71 $\frac{3}{4}$	29 $\frac{1}{2}$	$\frac{1}{16}$	34 $\frac{3}{8}$	252 lbs.	36.4
	31N2172CKFW2 Wood Top	3213	21	71 $\frac{3}{4}$	29 $\frac{1}{2}$	$\frac{1}{16}$	34 $\frac{3}{8}$	252 lbs.	36.4
	31N2172CKFLW2 HPL Top	2781	21	71 $\frac{3}{4}$	29 $\frac{1}{2}$	$\frac{1}{16}$	34 $\frac{3}{8}$	252 lbs.	36.4
	31N2166CKFW2 Wood Top	\$ 2903	21	66	29 $\frac{1}{2}$	$\frac{1}{16}$	28 $\frac{3}{8}$	240 lbs.	33.6
	31N2166CKFLW2 HPL Top	2473	21	66	29 $\frac{1}{2}$	$\frac{1}{16}$	28 $\frac{3}{8}$	240 lbs.	33.6
	31N2160CKFW2 Wood Top	\$ 2787	21	59 $\frac{3}{4}$	29 $\frac{1}{2}$	$\frac{1}{16}$	27 $\frac{3}{8}$	256 lbs.	33.0
	31N2160CKFLW2 HPL Top	2374	21	59 $\frac{3}{4}$	29 $\frac{1}{2}$	$\frac{1}{16}$	27 $\frac{3}{8}$	256 lbs.	33.0

- Standard wire management centered in the modesty panel and 1 $\frac{1}{4}$ " from the top
- Grommet (G13LR) available
- Random lock core (KRB, KRS) and specified lock core (KS2B, KS2S) available

<b>KNEESPACE CREDENZA <math>\frac{3}{4}</math> PEDESTAL</b> 	31N2172CKYW3 Wood Top	\$ 2781	21	71 $\frac{3}{4}$	29 $\frac{1}{2}$	$\frac{1}{16}$	34 $\frac{3}{8}$	212 lbs.	36.4
	31N2172CKQLW3 HPL Top	2563	21	71 $\frac{3}{4}$	29 $\frac{1}{2}$	$\frac{1}{16}$	34 $\frac{3}{8}$	212 lbs.	36.4
	31N2166CKYW3 Wood Top	\$ 2473	21	66	29 $\frac{1}{2}$	$\frac{1}{16}$	28 $\frac{3}{8}$	200 lbs.	33.6
	31N2166CKQLW3 HPL Top	2227	21	66	29 $\frac{1}{2}$	$\frac{1}{16}$	28 $\frac{3}{8}$	200 lbs.	33.6
	31N2160CKYW3 Wood Top	\$ 2374	21	59 $\frac{3}{4}$	29 $\frac{1}{2}$	$\frac{1}{16}$	27 $\frac{3}{8}$	190 lbs.	33.0
	31N2160CKQLW3 HPL Top	2137	21	59 $\frac{3}{4}$	29 $\frac{1}{2}$	$\frac{1}{16}$	27 $\frac{3}{8}$	190 lbs.	33.0

- Standard wire management centered in the modesty panel and 1 $\frac{1}{4}$ " from the top
- Grommet (G13LR) available
- Wood top unit has a full modesty panel; HPL top unit has a  $\frac{3}{4}$  modesty panel
- Random lock core (KRB, KRS) and specified lock core (KS2B, KS2S) available

	LEFT PEDESTAL		RIGHT PEDESTAL		LIST PRICE	D	W	H	A	KW	CARTONED WEIGHT	CUBIC FEET
	MODEL NO.	DESCRIPTION	MODEL NO.	DESCRIPTION								
<b>SINGLE PEDESTAL CREDENZA FULL PEDESTAL</b> 	Q31N2172CLFW2	Q31N2172CRFW2	Wood Top	\$ 2336	21	71 $\frac{3}{4}$	29 $\frac{1}{2}$	$\frac{1}{16}$	29 $\frac{3}{16}$	232 lbs.	36.4	
	31N2172CLFW2	31N2172CRFW2	Wood Top	2336	21	71 $\frac{3}{4}$	29 $\frac{1}{2}$	$\frac{1}{16}$	29 $\frac{3}{16}$	232 lbs.	36.4	
	31N2172CLFLW2	31N2172CRFLW2	HPL Top	2119	21	71 $\frac{3}{4}$	29 $\frac{1}{2}$	$\frac{1}{16}$	29 $\frac{3}{16}$	232 lbs.	36.4	
	31N2166CLFW2	31N2166CRFW2	Wood Top	\$ 2277	21	66	29 $\frac{1}{2}$	$\frac{1}{16}$	23 $\frac{3}{16}$	200 lbs.	33.6	
	31N2166CLFLW2	31N2166CRFLW2	HPL Top	2072	21	66	29 $\frac{1}{2}$	$\frac{1}{16}$	23 $\frac{3}{16}$	200 lbs.	33.6	

- Not recommended as a freestanding unit due to routing in the rim
- Grommet (G13LR) available
- Random lock core (KRB, KRS) and specified lock core (KS1B, KS1S) available

Left shown

# ARROWOOD - VENEER

ARROWOOD - VENEER

**TO ORDER, SPECIFY:**

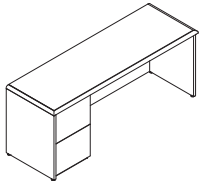
1. Model Number
2. Grommet Option
3. Locking
4. Finish

**SAMPLE MODEL NUMBER:**

31N2172CLFFW2 X KRB CW

- See page 39 for all options available in Arrowood Veneer

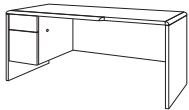
MODEL NO./DESCRIPTION	LIST PRICE	DIMENSIONS					CARTONED WEIGHT	CUBIC FEET		
		D	W	H	A	KW				
<b>FREESTANDING SINGLE PEDESTAL CREDENZA FULL PEDESTAL</b>		<b>LEFT PEDESTAL</b>	<b>RIGHT PEDESTAL</b>							
31N2172CLFFW2	\$ 2336	31N2172CRFFW2	Wood Top	21	71¾	29½	⅞	51⅞	232 lbs.	36.4
31N2172CLFFLW2	2119	31N2172CRFFLW2	HPL Top	21	71¾	29½	⅞	51⅞	232 lbs.	36.4
31N2166CLFFW2	\$ 2277	31N2166CRFFW2	Wood Top	21	66	29½	⅞	46⅞	200 lbs.	33.6
31N2166CLFFLW2	2072	31N2166CRFFLW2	HPL Top	21	66	29½	⅞	46⅞	200 lbs.	33.6
31N2160CLFFW2	\$ 2187	31N2160CRFFW2	Wood Top	21	59¾	29½	⅞	39¾	190 lbs.	33.0
31N2160CLFFLW2	1989	31N2160CRFFLW2	HPL Top	21	59¾	29½	⅞	39¾	190 lbs.	33.0



Left shown

- Grommet (G13LR) available
- Random lock core (KRB, KRS) and specified lock core (KS1B, KS1S) available
- Freestanding use only; cannot be used with a bridge or other connecting components

**SINGLE PEDESTAL CREDENZA ¾ PEDESTAL**

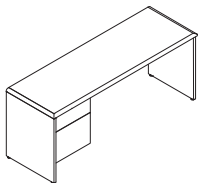


Left shown

MODEL NO./DESCRIPTION	LIST PRICE	LEFT PEDESTAL	RIGHT PEDESTAL	D	W	H	A	KW	CARTONED WEIGHT	CUBIC FEET
31N2172CLYW3	\$ 2119	31N2172CRYW3	Wood Top	21	71¾	29½	⅞	29⅞	192 lbs.	36.4
31N2172CLQLW3	1893	31N2172CRQLW3	HPL Top	21	71¾	29½	⅞	29⅞	192 lbs.	36.4
31N2166CLYW3	\$ 2072	31N2166CRYW3	Wood Top	21	66	29½	⅞	23⅞	180 lbs.	33.6
31N2166CLQLW3	1841	31N2166CRQLW3	HPL Top	21	66	29½	⅞	23⅞	180 lbs.	33.6

- Not recommended as a freestanding unit due to routing in the rim
- Grommet (G13LR) available
- Wood top unit has a full modesty panel; HPL top unit has a ¾ modesty panel
- Random lock core (KRB, KRS) and specified lock core (KS1B, KS1S) available

**FREESTANDING SINGLE PEDESTAL CREDENZA ¾ PEDESTAL**



Left shown

MODEL NO./DESCRIPTION	LIST PRICE	LEFT PEDESTAL	RIGHT PEDESTAL	D	W	H	A	KW	CARTONED WEIGHT	CUBIC FEET
31N2172CLYFW3	\$ 2119	31N2172CRYFW3	Wood Top	21	71¾	29½	⅞	51⅞	192 lbs.	36.4
31N2172CLQFLW3	1893	31N2172CRQFLW3	HPL Top	21	71¾	29½	⅞	51⅞	192 lbs.	36.4
31N2166CLYFW3	\$ 2072	31N2166CRYFW3	Wood Top	21	66	29½	⅞	46⅞	180 lbs.	33.6
31N2166CLQFLW3	1841	31N2166CRQFLW3	HPL Top	21	66	29½	⅞	46⅞	180 lbs.	33.6
31N2160CLYFW3	\$ 1989	31N2160CRYFW3	Wood Top	21	59¾	29½	⅞	39¾	175 lbs.	33.0
31N2160CLQFLW3	1767	31N2160CRQFLW3	HPL Top	21	59¾	29½	⅞	39¾	175 lbs.	33.0

- Grommet (G13LR) available
- Wood top unit has a full modesty panel; HPL top unit has a ¾ modesty panel
- Random lock core (KRB, KRS) and specified lock core (KS1B, KS1S) available
- Freestanding use only; cannot be used with a bridge or other connecting components



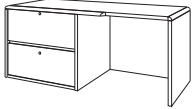
**TO ORDER, SPECIFY:**

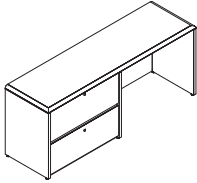
1. Model Number
2. Grommet Option
3. Locking
4. Finish

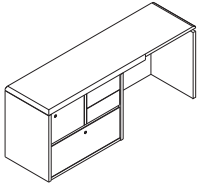
**SAMPLE MODEL NUMBER:**

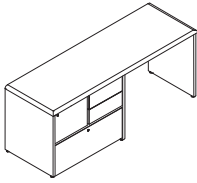
31N2172CRFW6 X KS2B MH

- See page 39 for all options available in Arrowood Veneer

	MODEL NO./DESCRIPTION		LIST PRICE	DIMENSIONS				CARTONED WEIGHT	CUBIC FEET		
				D	W	H	A			KW	
<b>SINGLE PEDESTAL CREDENZA LATERAL FILE</b>  Left shown	<b>LEFT PEDESTAL</b>	<b>RIGHT PEDESTAL</b>									
	31N2172CLFW6	31N2172CRFW6	Wood Top	\$ 2594	21	71¾	29½	⅙	12⅞	252 lbs.	36.4
	31N2172CLFLW6	31N2172CRFLW6	HPL Top	2379	21	71¾	29½	⅙	12⅞	252 lbs.	36.4
	31N2166CLFW6	31N2166CRFW6	Wood Top	\$ 2444	21	66	29½	⅙	6¾	241 lbs.	33.6
	31N2166CLFLW6	31N2166CRFLW6	HPL Top	2224	21	66	29½	⅙	6¾	241 lbs.	33.6
	<ul style="list-style-type: none"> <li>• Not recommended as a freestanding unit due to routing in the rim</li> <li>• Front-to-back filing is standard with lateral files; 4 rods per drawer are included</li> <li>• Grommet (G13LR) available</li> <li>• Random lock core (KRB, KRS) and specified lock core (KS2B, KS2S) available</li> </ul>										

	MODEL NO./DESCRIPTION		LIST PRICE	DIMENSIONS				CARTONED WEIGHT	CUBIC FEET		
				D	W	H	A			KW	
<b>FREESTANDING SINGLE PEDESTAL CREDENZA LATERAL FILE</b>  Left shown	<b>LEFT PEDESTAL</b>	<b>RIGHT PEDESTAL</b>									
	31N2172CLFFW6	31N2172CRFFW6	Wood Top	\$ 2594	21	71¾	29½	⅙	35⅞	252 lbs.	36.4
	31N2172CLFFLW6	31N2172CRFFLW6	HPL Top	2379	21	71¾	29½	⅙	35⅞	252 lbs.	36.4
	31N2166CLFFW6	31N2166CRFFW6	Wood Top	\$ 2444	21	66	29½	⅙	29⅞	241 lbs.	33.6
	31N2166CLFFLW6	31N2166CRFFLW6	HPL Top	2224	21	66	29½	⅙	29⅞	241 lbs.	33.6
	<ul style="list-style-type: none"> <li>• To prevent tipping, it is recommended that cabinets be ganged together or anchored to a suitable wall or floor</li> <li>• Front-to-back filing is standard with lateral files; 4 rods per drawer are included</li> <li>• Grommet (G13LR) available</li> <li>• Random lock core (KRB, KRS) and specified lock core (KS2B, KS2S) available</li> <li>• Freestanding use only; cannot be used with a bridge or other connecting components</li> </ul>										

	MODEL NO./DESCRIPTION		LIST PRICE	DIMENSIONS				CARTONED WEIGHT	CUBIC FEET		
				D	W	H	A			KW	
<b>SINGLE PEDESTAL CREDENZA MULTI-FILE</b>  Left shown	<b>LEFT PEDESTAL</b>	<b>RIGHT PEDESTAL</b>									
	31N2472CLFW10	31N2472CRFW10	Wood Top	\$ 3176	23¾	71¾	29½	⅙	12⅞	279 lbs.	40.6
	31N2472CLFLW10	31N2472CRFLW10	HPL Top	2975	23¾	71¾	29½	⅙	12⅞	279 lbs.	40.6
	<ul style="list-style-type: none"> <li>• Not recommended as a freestanding unit due to routing in the rim</li> <li>• Grommet (G13LR) available</li> <li>• Random lock core (KRB, KRS) and specified lock core (KS2B, KS2S) available</li> </ul>										

	MODEL NO./DESCRIPTION		LIST PRICE	DIMENSIONS				CARTONED WEIGHT	CUBIC FEET		
				D	W	H	A			KW	
<b>FREESTANDING SINGLE PEDESTAL CREDENZA MULTI-FILE</b>  Left shown	<b>LEFT PEDESTAL</b>	<b>RIGHT PEDESTAL</b>									
	31N2472CLFFW10	31N2472CRFFW10	Wood Top	\$ 3176	23¾	71¾	29½	⅙	35⅞	279 lbs.	40.6
	31N2472CLFFLW10	31N2472CRFFLW10	HPL Top	2975	23¾	71¾	29½	⅙	35⅞	279 lbs.	40.6
	<ul style="list-style-type: none"> <li>• Grommet (G13LR) available</li> <li>• Random lock core (KRB, KRS) and specified lock core (KS2B, KS2S) available</li> <li>• Freestanding use only; cannot be used with a bridge or other connecting components</li> </ul>										

ARROWOOD - VENEER

# ARROWOOD - VENEER



Shaded model numbers are available on our "To You in 10 Days or Less" Quick Delivery program and will be delivered in 10 days or less.

### TO ORDER, SPECIFY:

1. Model Number
2. Locking
3. Finish

### SAMPLE MODEL NUMBERS:

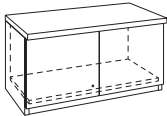
31N7236HBHW KRB MC  
31N2136LFF2W KRB MC

• See page 39 for all options available in Arrowood Veneer

HIGHBACK ORGANIZER	MODEL NO./DESCRIPTION	LIST PRICE	DIMENSIONS					CARTONED CUBIC	
			D	W	H	A	KW	WEIGHT	FEET
	<b>WOOD DOORS</b>								
	31N8636HBHW	\$ 2649	14 $\frac{3}{4}$	83 $\frac{1}{2}$	36	$\frac{1}{16}$	—	250 lbs.	45.0
	31N8036HBHW	2565	14 $\frac{3}{4}$	77 $\frac{1}{2}$	36	$\frac{1}{16}$	—	240 lbs.	42.0
	31N7836HBHW	2486	14 $\frac{3}{4}$	75 $\frac{1}{2}$	36	$\frac{1}{16}$	—	230 lbs.	38.0
	Q31N7236HBHW	2411	14 $\frac{3}{4}$	69	36	$\frac{1}{16}$	—	181 lbs.	34.9
	31N7236HBHW	2411	14 $\frac{3}{4}$	69	36	$\frac{1}{16}$	—	181 lbs.	34.9
	31N6636HBHW	2337	14 $\frac{3}{4}$	63	36	$\frac{1}{16}$	—	165 lbs.	32.1
	31N6036HBHW	2263	14 $\frac{3}{4}$	57 $\frac{3}{16}$	36	$\frac{1}{16}$	—	148 lbs.	25.0

- Highback organizer features (4) side hinged doors, full back panels with cord management
- Features a laminate (LPL) top
- For tack board models, see pages 433-437
- Random lock core (KRB, KRS) and specified lock core (KS1B, KS1S) available
- Unit has an unfinished back

### OVERHEAD CABINET WALL MOUNT



OVERHEAD CABINET WALL MOUNT	MODEL NO./DESCRIPTION	LIST PRICE	DIMENSIONS					CARTONED CUBIC	
			D	W	H	A	KW	WEIGHT	FEET
<b>WOOD DOORS</b>									
Q31N3618SOHMMW	Wood Top	\$ 1183	14 $\frac{3}{4}$	35 $\frac{5}{8}$	17 $\frac{1}{2}$	—	—	101 lbs.	9.7
31N3618SOHMMW	Wood Top	1183	14 $\frac{3}{4}$	35 $\frac{5}{8}$	17 $\frac{1}{2}$	—	—	101 lbs.	9.7
31N3018SOHMMW	Wood Top	1085	14 $\frac{3}{4}$	29 $\frac{5}{8}$	17 $\frac{1}{2}$	—	—	86 lbs.	7.9

- Cabinet has flat edge detail
- Wall mount bracket, for attachment to wall, is included
- National recommends that each overhead cabinet be secured by a minimum of 2 mounting locations (studs); National will not be liable for wall mount cabinets that are not properly installed
- For tack board models, see pages 433-437
- Random lock core (KRB, KRS) and specified lock core (KS1B, KS1S) available

### SINGLE STORAGE CABINET/WARDROBE



Left shown

SINGLE STORAGE CABINET/WARDROBE	MODEL NO./DESCRIPTION	LIST PRICE	DIMENSIONS					CARTONED CUBIC		
			D	W	H	A	KW	WEIGHT	FEET	
	<b>LEFT HINGED</b>									
	<b>RIGHT HINGED</b>									
31N1866VSWHLW	31N1866VSWHRW	Wood Top	\$ 2552	21	18 $\frac{1}{2}$	65 $\frac{1}{2}$	—	—	160 lbs.	23.6
Inside Dimensions				18 $\frac{1}{2}$	16 $\frac{1}{2}$	61 $\frac{1}{2}$	—	—	—	—

- Single storage cabinet can be used as a wardrobe unit by removing the 4 adjustable shelves
- Removable coat rod is standard
- Specify finish only
- Unit features a semi-finished back

### LATERAL FILE 2 DRAWER



LATERAL FILE 2 DRAWER	MODEL NO./DESCRIPTION	LIST PRICE	DIMENSIONS					CARTONED CUBIC	
			D	W	H	A	KW	WEIGHT	FEET
Q31N2136LFF2W	Wood Top	\$ 1737	21	35 $\frac{1}{2}$	29 $\frac{1}{2}$	—	—	193 lbs.	15.6
31N2136LFF2W	Wood Top	1737	21	35 $\frac{1}{2}$	29 $\frac{1}{2}$	—	—	193 lbs.	15.6
31N2136LFF2LW	HPL Top	1670	21	35 $\frac{1}{2}$	29 $\frac{1}{2}$	—	—	201 lbs.	15.6

- Front-to-back filing is standard with lateral files; 4 rods per drawer are included
- Random lock core (KRB, KRS) and specified lock core (KS2B, KS2S) available
- Unit features a semi-finished back

### LATERAL FILE 3 DRAWER



LATERAL FILE 3 DRAWER	MODEL NO./DESCRIPTION	LIST PRICE	DIMENSIONS					CARTONED CUBIC	
			D	W	H	A	KW	WEIGHT	FEET
31N2136LFF3W	Wood Top	\$ 2253	21	36 $\frac{1}{16}$	43 $\frac{3}{8}$	—	—	210 lbs.	30.0
31N2136LFF3LW	HPL Top	2196	21	36 $\frac{1}{16}$	43 $\frac{3}{8}$	—	—	210 lbs.	30.0

- Front-to-back filing is standard with lateral files; 4 rods per drawer are included
- Random lock core (KRB, KRS) and specified lock core (KS1B, KS1S) available



Shaded model numbers are available on our "To You in 10 Days or Less" Quick Delivery program and will be delivered in 10 days or less.

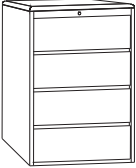
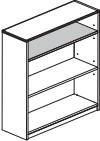
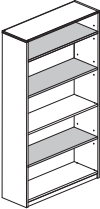
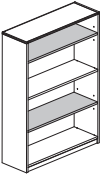
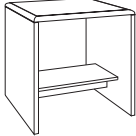
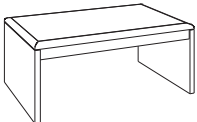
**TO ORDER, SPECIFY:**

1. Model Number
2. Grommet Option
3. Locking
4. Finish

**SAMPLE MODEL NUMBERS:**

31N2430PTLW G13C MH  
31N2040MGLW AC

• See page 39 for all options available in Arrowood Veneer

	MODEL NO./DESCRIPTION	LIST PRICE	DIMENSIONS					CARTONED WEIGHT	CUBIC FEET
			D	W	H	A	KW		
<b>LATERAL FILE 4 DRAWER</b> 	31N2136LFF4W Wood Top	\$ 2837	21	36 <sup>1</sup> / <sub>16</sub>	57 <sup>7</sup> / <sub>16</sub>	—	—	291 lbs.	40.2
	31N2136LFF4LW HPL Top	2801	21	36 <sup>1</sup> / <sub>16</sub>	57 <sup>7</sup> / <sub>16</sub>	—	—	291 lbs.	40.2
<ul style="list-style-type: none"> <li>• Front-to-back filing is standard with lateral files; 4 rods per drawer are included</li> <li>• Random lock core (KRB, KRS) and specified lock core (KS1B, KS1S) available</li> </ul>									
<b>BOOKCASE SET-ON</b> 	Q31N3238BCOW Wood Top	\$ 1134	13	31 <sup>1</sup> / <sub>2</sub>	38	—	—	85 lbs.	16.9
	31N3238BCOW Wood Top	1134	13	31 <sup>1</sup> / <sub>2</sub>	38	—	—	85 lbs.	16.9
<ul style="list-style-type: none"> <li>• Bookcase shelves hold 100 lbs. of evenly distributed weight</li> <li>• Bookcase has an unfinished back</li> <li>• Shaded shelf is adjustable</li> </ul>									
<b>BOOKCASE</b> 	Q31N3266BCOFW Wood Top	\$ 1638	13	31 <sup>1</sup> / <sub>2</sub>	65 <sup>3</sup> / <sub>4</sub>	—	—	111 lbs.	27.2
	31N3266BCOFW Wood Top	1638	13	31 <sup>1</sup> / <sub>2</sub>	65 <sup>3</sup> / <sub>4</sub>	—	—	111 lbs.	27.2
<ul style="list-style-type: none"> <li>• Bookcase shelves hold 100 lbs. of evenly distributed weight</li> <li>• Bookcase has an unfinished back</li> <li>• Shaded shelves are adjustable</li> </ul>									
<b>BOOKCASE</b> 	31N3253BCOFW Wood Top	\$ 1282	13	31 <sup>1</sup> / <sub>2</sub>	53	—	—	92 lbs.	22.4
<ul style="list-style-type: none"> <li>• Bookcase shelves hold 100 lbs. of evenly distributed weight</li> <li>• Bookcase has an unfinished back</li> <li>• Shaded shelves are adjustable</li> </ul>									
<b>PRINTER/TELEPHONE STAND</b> 	31N2430PTLW Laminate/Wood	\$ 1335	23 <sup>3</sup> / <sub>4</sub>	29 <sup>1</sup> / <sub>2</sub>	29 <sup>1</sup> / <sub>2</sub>	—	—	89 lbs.	18.7
	MPK-4 Set of 4 Casters	82	For use as a mobile unit					1 lbs.	0.2
<ul style="list-style-type: none"> <li>• Fixed shelf is 12" deep, 27<sup>3</sup>/<sub>8</sub>" wide and 3/4" thick</li> <li>• Open back</li> <li>• Grommet (G13C) available</li> </ul>									
<b>MAGAZINE TABLE PANEL LEGS</b> 	31N2040MGLW HPL Top	\$ 840	19 <sup>3</sup> / <sub>4</sub>	39 <sup>1</sup> / <sub>2</sub>	16	1/4	—	67 lbs.	12.2

# ARROWOOD - VENEER



Shaded model numbers are available on our "To You in 10 Days or Less" Quick Delivery program and will be delivered in 10 days or less.

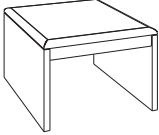


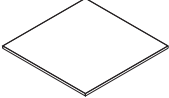
### TO ORDER, SPECIFY:

1. Model Number
2. Grommet Option
3. Finish

### SAMPLE MODEL NUMBER:

31N2424ENLW CW

- See page 39 for all options available in Arrowood Veneer

	MODEL NO./DESCRIPTION	LIST PRICE	DIMENSIONS					CARTONED CUBIC	
			D	W	H	A	KW	WEIGHT	FEET
<b>END TABLE PANEL LEGS</b>  	31N2424ENLW HPL Top	\$ 764	23 <sup>3</sup> / <sub>4</sub>	23 <sup>1</sup> / <sub>2</sub>	19	¼	—	63 lbs.	11.0
	<b>MAGAZINE TABLE TURNED LEGS</b>								
	Q31N2040MGPLW HPL Top	\$ 1217	19 <sup>2</sup> / <sub>52</sub>	39 <sup>2</sup> / <sub>52</sub>	17 <sup>3</sup> / <sub>16</sub>	—	—	42 lbs.	3.0
	31N2040MGPLW HPL Top	1217	19 <sup>2</sup> / <sub>52</sub>	39 <sup>2</sup> / <sub>52</sub>	17 <sup>3</sup> / <sub>16</sub>	—	—	42 lbs.	3.0
	<ul style="list-style-type: none"> <li>• Some assembly required</li> </ul>								
<b>END TABLE TURNED LEGS</b>  	Q31N2424ENPLW HPL Top	\$ 1139	23 <sup>2</sup> / <sub>52</sub>	23 <sup>2</sup> / <sub>52</sub>	20 <sup>7</sup> / <sub>16</sub>	—	—	33 lbs.	2.2
	31N2424ENPLW HPL Top	1139	23 <sup>2</sup> / <sub>52</sub>	23 <sup>2</sup> / <sub>52</sub>	20 <sup>7</sup> / <sub>16</sub>	—	—	33 lbs.	2.2
	<ul style="list-style-type: none"> <li>• Some assembly required</li> </ul>								
<b>SQUARE TABLE TOP 1<sup>1</sup>/<sub>16</sub>" THICK</b>  	<b>30" SQUARE 1<sup>1</sup>/<sub>16</sub>" TOP THICKNESS</b>								
	31NN3030SQW Wood	\$ 1100	30	30	1 <sup>1</sup> / <sub>16</sub>	—	—	33 lbs.	2.0
	31NN3030SQLW Laminate/Wood	1100	30	30	1 <sup>1</sup> / <sub>16</sub>	—	—	33 lbs.	2.0
	<b>36" SQUARE</b>								
	31NN3636SQW Wood	\$ 1296	36	36	1 <sup>1</sup> / <sub>16</sub>	—	—	45 lbs.	2.4
	31NN3636SQLW Laminate/Wood	1296	36	36	1 <sup>1</sup> / <sub>16</sub>	—	—	45 lbs.	2.4
	<b>42" SQUARE</b>								
	31NN4242SQW Wood	\$ 1452	42	42	1 <sup>1</sup> / <sub>16</sub>	—	—	61 lbs.	3.2
	31NN4242SQLW Laminate/Wood	1452	42	42	1 <sup>1</sup> / <sub>16</sub>	—	—	61 lbs.	3.2
	<b>48" SQUARE</b>								
	31NN4848SQW Wood	\$ 1616	48	48	1 <sup>1</sup> / <sub>16</sub>	—	—	79 lbs.	4.2
	31NN4848SQLW Laminate/Wood	1616	48	48	1 <sup>1</sup> / <sub>16</sub>	—	—	79 lbs.	4.2

- Reference Table Base Guide in the Tables Price List on pages 41-45 for applicable bases
- See Tables Price List pages 66-69 for coordinating conference table tops
- Grommet options available on square tops are G10C and CUT-G15C, reference Tables Price List page 65 for options and upcharge

**TO ORDER, SPECIFY:**

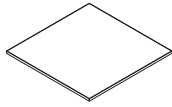
1. Model Number
2. Grommet Option
3. Finish

**SAMPLE MODEL NUMBER:**

31N3030SQW G10C CW

- See page 39 for all options available in Arrowood Veneer

**SQUARE TABLE TOP  
1 3/16" THICK**



MODEL NO./DESCRIPTION	LIST PRICE	DIMENSIONS					CARTONED WEIGHT	CUBIC FEET
		D	W	H	A	KW		
<b>30" SQUARE 1 3/16" TOP THICKNESS</b>								
31N3030SQW Wood	\$ 981	30	30	1 3/16	—	—	33 lbs.	2.0
31N3030SQLW Laminate/Wood	981	30	30	1 3/16	—	—	33 lbs.	2.0
<b>36" SQUARE</b>								
31N3636SQW Wood	\$ 1154	36	36	1 3/16	—	—	42 lbs.	2.4
31N3636SQLW Laminate/Wood	1154	36	36	1 3/16	—	—	42 lbs.	2.4
<b>42" SQUARE</b>								
31N4242SQW Wood	\$ 1311	42	42	1 3/16	—	—	58 lbs.	3.2
31N4242SQLW Laminate/Wood	1311	42	42	1 3/16	—	—	58 lbs.	3.2
<b>48" SQUARE</b>								
31N4848SQW Wood	\$ 1475	48	48	1 3/16	—	—	76 lbs.	4.2
31N4848SQLW Laminate/Wood	1475	48	48	1 3/16	—	—	76 lbs.	4.2

- Reference Table Base Guide in the Tables Price List on pages 41-45 for applicable bases
- See Tables Price List pages 66-69 for coordinating conference table tops
- Grommet options available on square tops are G10C and CUT-G15C, reference Tables Price List page 65 for options and upcharge

