
COLLETTE

Product Specifications	80
Fabrics and Options	81
Contrasting Fabrics Specifications	82
Product Pages	83
COM Yardage Requirements	90

COLLETTE

COLLETTE PRODUCT SPECIFICATIONS

FRAME CONSTRUCTION

- Interior frame is constructed of oriented strand board with tenon joints that are glued and screwed for maximum joint stability
- Frames and table platforms are wrapped in high grade polyurethane foam, custom shaped, fabricated, and slip-covered

SEAT CONSTRUCTION

- Seat cushions are attached to frame and feature an 8½" cushion constructed of an inner steel springcoil pack enveloped by high grade polyurethane foam

BACK CONSTRUCTION

- Back pillows are attached to back frame and feature a recycled polyester filled insert
- Back and seat cushions are attached but replaceable

ARM CONSTRUCTION

- Arms are wrapped in high grade polyurethane foam, custom shaped, fabricated and slip-covered
- Arms are connected to frame using 4 bolts per arm

UPHOLSTERY DETAILS

- Top stitch is a French seam and is offered in matching or contrasting thread colors, except on tables
- Comfort wrinkles on the seat and back cushions are an inherent part of the design
- Contrasting fabric available on all models, except tables

TABLE TOP

- Laminate surfaces are 1¼" thick HPL (high pressure laminate) and feature standard 3mm PVC edge
- Solid surfaces are 1¼" thick and feature a flat rim profile

LEGS

- Extruded aluminum square legs offered in Concrete, Cinder, Iron, Polished Aluminum, Platinum Metallic, and Satin Nickel Metallic
- Wood square legs offered in all National seating finishes
- When specifying Brighton, Sonoma, and Natural finish, variation in color is acceptable due to the nature of wood characteristics
- U-Legs offered in Cinder, Polished, Platinum Metallic, and Satin Nickel Metallic

GLIDES

- Features 1" adjustable nylon leveling glides
- Soft/non-skid 1" adjustable glides are available for an additional upcharge

POWER AND USB GROMMET

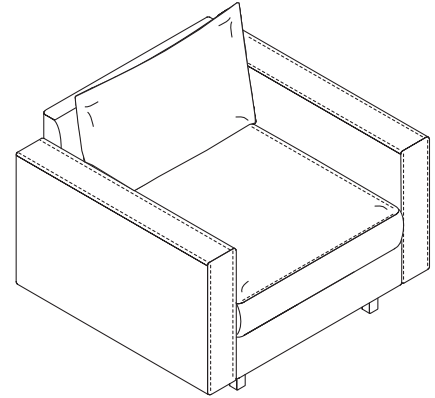
- UL Listed
- 4-Trac® non-sequential daisy chain, hardwire, or plug solutions available
- Features 1 power outlet and 1 USB A+C combo ports
- Grommet available in black, silver, and white
- Up to 20 4-Trac grommets can be linked together
- Field installable when CUT-G35 is specified
- 4-Trac grommet must be used with 4-Trac power entry and electrical kits
- Tamper resistant and spill proof

POWER AND USB GROMMET - UNDERMOUNT

- UL Listed
- Features 1 power outlet and 2 USB (A) ports
- Only available in black
- Field installable, unit can be placed on the underside of any flat surface

TOSS PILLOWS

- Please refer to pages 515-520 under the Toss Accent Pillows section to review complementary pillow options that work well with the Collette series



Dashed lines represent areas where matching or contrasting thread color is available

FABRICS

Grade 1	Cali
	Input
	Plush
	Ridge
	Stardust Vessel
Grade 2	Bliss
	Brilliant
	COM
	Dorset
	Orbit
	Phrase
	Pixie
	Sedona Strand

Grade 3	COL
	Jacks
	Silvertex
Grade 4	Connect Four
	Echo
	Masquerade
Grade 5	Mode

Grade 6	Essence/Ultraleather
Grade 7	Brisa
	Brisa Distressed
	Reef Pro
	Silica
	Silica Etch Tottori
Grade L7	Davenport
Grade L8	Florence

SQUARE LEG COLORS**METAL**

S-423	Concrete
S-462	Cinder
S-463	Iron
S-497	Polished Aluminum
S-501	Platinum Metallic
S-503	Satin Nickel Metallic

WOOD

S-WAC	Autumn
S-WAD	Almond
S-WCL	Caramel
S-WCW	Cordovan
S-WDW	Judicial
S-WHN	Honey
S-WIM	Brighton
S-WMC	Amber
S-WMH	Mocha
S-WNM	Natural
S-WPB	Portobello
S-WPT	Portico
S-WSK	Skyline
S-WSM	Sonoma
S-WTF	Truffle
S-W405	Designer White
S-W462	Cinder
S-W792	Sable
S-W793	Acorn*

U-LEG COLORS

U-265	Polished
U-423	Concrete
U-462	Cinder
U-463	Iron
U-501	Platinum Metallic
U-503	Satin Nickel Metallic

GLIDES

STD	Standard
C66	Soft (add \$30 list)

THREAD COLORS

AA	Matching Thread
AB	White
AC	Beige
AD	Saddle
AG	Wine
AN	Black
AP	Buttercream
AQ	Tan
AR	Taupe
AS	Brown
AT	Rust
AU	Nickel
AV	Grey
AW	Cool Grey
AX	Scarlet
AY	Orange
AZ	Yellow
BA	Hunter
BB	Lime
BC	Turquoise
BD	Light Blue
BE	Royal
BF	Indigo
BG	Purple
BH	Pink

LAMINATE COLORS**WOODGRAIN LAMINATE**

AC2	Autumn 2	405	Designer White
AD	Almond	419	Wallaby
CL	Caramel	425	Shadow
CW	Cordovan	440	Cloud
DW	Judicial	461	Graphite
HN2	Honey 2	462	Cinder
IM	Brighton	478	Platinum Grey
MC	Amber	488	Frosty White
MH	Mocha	491	Designer White Linear
NM	Natural	492	Cinder Linear
PB	Portobello		
PT	Portico		
SK	Skyline		
SM	Sonoma		
TF	Truffle		
792	Sable		
793	Acorn*		

SOLID LAMINATE**POWER/USB GROMMET CUTOUT OPTIONS**

If no grommet cutout is desired, specify an X (No Grommet)

\$25 list upcharge per cutout

CUT-G35L	Left
CUT-G35R	Right
CUT-G35LR	Left & Right
CUT-G35C	Center
CUT-G35LC	Left & Center
CUT-G35RC	Right & Center
CUT-G35A	Left, Right, & Center

Grommets sold separately; reference page 88 for model numbers and pricing.

SOLID SURFACE COLORS

7101	Bisque (Grade A)
7201	Glacier White (Grade A)
7202	Canyon (Grade B)
7203	Designer White (Grade B)
7204	Silt (Grade B)
7301	Concrete (Grade C)
7302	Deep Night Sky (Grade C)
7303	Deep Nocturne (Grade C)

GALLERY LAMINATE

Grade 1 – 5% upcharge	
G1001	Citadel
G1011	Pepperdust
Grade 2 – 6% upcharge	
G1002	Planked Raw Oak
G1003	Evening Notte
G1004	Kirsche
G1005	Midnight Run
G1006	Sepia Walnut
G1007	Serotina
G1008	Timeless
G1009	White Nebbia
G1012	Phantom Ecru

See page 28 for Gallery program details and upcharges

*Acorn is the finish and laminate complement to Clear Walnut finish

TO ORDER CONTRASTING FABRIC, SPECIFY

COLLETTE

1 Seat Lounge Square Leg page 83

2 Seat Lounge Square Leg page 83

3 Seat Lounge Square Leg page 84

90° Inside Corner Square Leg page 84

Ottoman Square Leg page 85

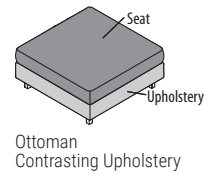
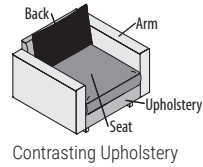
1 Seat Lounge U-Leg page 86

2 Seat Lounge U-Leg page 86

3 Seat Lounge U-Leg page 86

Ottoman U-Leg page 86

1. Model Number plus "X"
2. Back Fabric Grade Number/Cover Number
3. Seat Fabric Grade Number/Cover Number
4. Arm Fabric Grade Number/Cover Number (when applicable)
5. Upholstery Fabric Grade Number/Cover Number
6. Thread Color
7. Grommet
8. Leg Color
9. Glides





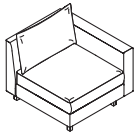
Shaded models are available through our Quick Delivery program and will be delivered within 10 days or less. Shaded models that feature the 48 icon will ship within 48 hours (48). See page 8 for additional program information.

TO ORDER, SPECIFY:

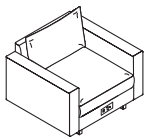
1. Model Number
2. Fabric Grade / Cover Number
3. Thread Color
4. Grommet
5. Leg Color
6. Glides

- See page 81 for Collette options
- See pages 90-91 for COM fabric yardage

1 SEAT LOUNGE SQUARE LEG



Left Arm, Square Leg



Arms, Square Leg, Grommet

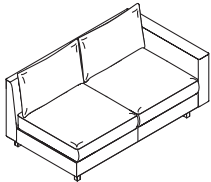
MODEL NO.		GRADE / LIST PRICE									
		1	2/COM	3/COL	4	5	6	7	L7	L8	
N84L1M	Armless, Square Leg	\$ 2055	2209	2272	2386	2505	2711	2984	4284	4706	
QN84L1M	Armless, Square Leg	2055	2209	2272	2386	2505	2711	2984			
N84L1R	Right Arm, Square Leg	2244	2433	2510	2650	2797	3049	3385	4981	5499	
N84L1L	Left Arm, Square Leg	2244	2433	2510	2650	2797	3049	3385	4981	5499	
N84L1A	Arms, Square Leg	2434	2658	2749	2915	3090	3389	3787	5679	6294	
QN84L1A	Arms, Square Leg	2434	2658	2749	2915	3090	3389	3787			

DIMENSIONS

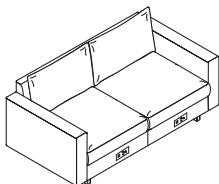
Armless Width	30	Seat Height	18½	Arm Width	5½	Armless Weight	66
Single Arm Width	35	Seat Depth	22	Arm Height	25¼	Single Arm Weight	84
Double Arm Width	40	Seat Width	30	Back Height	29	Double Arm Weight	104
Depth	35¼					Armless Cubic Ft.	32.0
Height	34½					Single Arm Cubic Ft.	32.0
						Arm Cubic Ft.	33.8

- Contrasting fabric option – specify X (i.e., N84L1MX); see page 82. For list pricing, use your electronic specification tool or contact customer service
- Grommet cutout option CUT-G35C is available

2 SEAT LOUNGE SQUARE LEG



Left Arm, Square Leg



Arms, Square Leg, Grommets

MODEL NO.		GRADE / LIST PRICE									
		1	2/COM	3/COL	4	5	6	7	L7	L8	
N84L2M	Armless, Square Leg	\$ 3299	3588	3706	3920	4144	4530	5043	7483	8275	
QN84L2M	Armless, Square Leg	3299	3588	3706	3920	4144	4530	5043			
N84L2R	Right Arm, Square Leg	3488	3812	3944	4184	4436	4868	5444	8180	9068	
N84L2L	Left Arm, Square Leg	3488	3812	3944	4184	4436	4868	5444	8180	9068	
N84L2A	Arms, Square Leg	3677	4036	4182	4448	4728	5207	5845	8877	9862	
QN84L2A	Arms, Square Leg	3677	4036	4182	4448	4728	5207	5845			

DIMENSIONS

Armless Width	60	Seat Height	18½	Arm Width	5½	Armless Weight	137
Single Arm Width	65	Seat Depth	22	Arm Height	25¼	Single Arm Weight	155
Double Arm Width	70	Seat Width	60	Back Height	29	Double Arm Weight	165
Depth	35¼					Armless Cubic Ft.	56.6
Height	34½					Single Arm Cubic Ft.	56.6
						Arm Cubic Ft.	50.9

- Contrasting fabric option – specify X (i.e., N84L2MX); see page 82. For list pricing, use your electronic specification tool or contact customer service
- Grommet cutout options CUT-G35L, CUT-G35R, CUT-G35LR are available

COLLETTE



Shaded models are available through our Quick Delivery program and will be delivered within 10 days or less. Shaded models that feature the 48 icon will ship within 48 hours (48). See page 8 for additional program information.

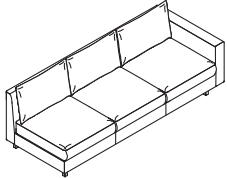
TO ORDER, SPECIFY:

1. Model Number
2. Fabric Grade / Cover Number
3. Thread Color
4. Grommet
5. Leg Color
6. Glides

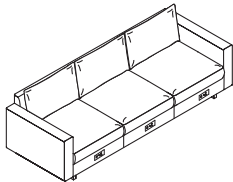
• See page 81 for Collette options

See pages 90-91 for COM fabric yardage

3 SEAT LOUNGE SQUARE LEG



Left Arm, Square Leg



Arms, Square Leg, Grommets

MODEL NO.

GRADE / LIST PRICE

		1	2/COM	3/COL	4	5	6	7	L7	L8
N84L3M	Armless, Square Leg	\$ 4489	4913	5086	5400	5729	6295	7048	10628	11790
QN84L3M	Armless, Square Leg	4489	4913	5086	5400	5729	6295	7048		
N84L3R	Right Arm, Square Leg	4678	5137	5324	5664	6021	6633	7449	11325	12583
N84L3L	Left Arm, Square Leg	4678	5137	5324	5664	6021	6633	7449	11325	12583
N84L3A	Arms, Square Leg	4867	5361	5562	5928	6313	6972	7850	12022	13377
QN84L3A	Arms, Square Leg	4867	5361	5562	5928	6313	6972	7850		

DIMENSIONS

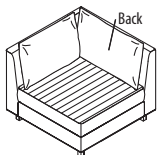
Armless Width	90	Seat Height	18½	Arm Width	5½	Armless Weight	188
Single Arm Width	95	Seat Depth	22	Arm Height	25¼	Single Arm Weight	206
Double Arm Width	100	Seat Width	90	Back Height	29	Double Arm Weight	225
Depth	35¼					Armless Cubic Ft.	68.5
Height	34½					Single Arm Cubic Ft.	68.5
						Arm Cubic Ft.	72.0

- Contrasting fabric option – specify X (i.e., N84L3MX); see page 82. For list pricing, use your electronic specification tool or contact customer service
- All grommet cutout options are available

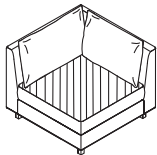
90° INSIDE CORNER SQUARE LEG



Left, Grommet



Right



Diagonal

		1	2/COM	3/COL	4	5	6	7	L7	L8
N84IN9L	90° Inside Corner Left, Square Leg	\$ 2380	2596	2684	2844	3012	3300	3684	5508	6100
N84IN9R	90° Inside Corner Right, Square Leg	2380	2596	2684	2844	3012	3300	3684	5508	6100
N84IN9D	90° Inside Corner Diagonal, Square Leg	2380	2607	2699	2867	3044	3346	3749	5664	6286

DIMENSIONS

Width	35¼	Seat Height	18½	Back Height	29	Weight	86
Depth	35¼	Seat Depth	22			Cubic Ft.	32.0
Height	34½	Seat Width	22				

- Contrasting fabric option – specify X (i.e., N84IN9LX); see page 82. For list pricing, use your electronic specification tool or contact customer service
- Grommet cutout options CUT-G35L and CUT-G35R are available



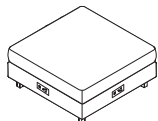
Shaded models are available through our Quick Delivery program and will be delivered within 10 days or less. Shaded models that feature the 48 icon will ship within 48 hours (48). See page 8 for additional program information.

TO ORDER, SPECIFY:

1. Model Number
2. Laminate (when applicable)
3. Solid Surface Grade/Color (when applicable)
4. Fabric Grade / Cover Number
5. Thread Color (when applicable)
6. Leg Color
7. Grommet
8. Glides

- See page 81 for Collette options
- See pages 90-91 for COM fabric yardage

OTTOMAN SQUARE LEG



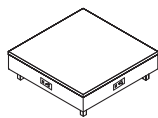
Square Leg, Grommets

MODEL NO.	GRADE / LIST PRICE										
		1	2/COM	3/COL	4	5	6	7	L7	L8	
N84D1	Ottoman, 30", Square Leg	\$	1352	1441	1477	1543	1613	1732	1890	2642	2887
QN84D1	Ottoman, 30", Square Leg		1352	1441	1477	1543	1613	1732	1890		
N84D2	Ottoman, 36", Square Leg		1687	1782	1820	1890	1964	2090	2258	3056	3315
QN84D2	Ottoman, 36", Square Leg		1687	1782	1820	1890	1964	2090	2258		

30" DIMENSIONS		36" DIMENSIONS	
Width	30	Width	35¼
Depth	30	Depth	35¼
Height	18½	Height	18½
Weight	52	Weight	78
Cubic Ft.	12.2	Cubic Ft.	17.3

- Contrasting fabric option – specify X (i.e., N84D1X); see page 82. For list pricing, use your electronic specification tool or contact customer service
- All grommet cutout options are available

END TABLE SQUARE LEG



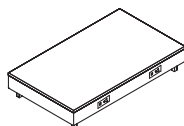
Square Leg, Grommets

MODEL NO.	GRADE / LIST PRICE										
		1	2/COM	3/COL	4	5	6	7	L7	L8	
N84T36ENL	Laminate Top, Square Leg	\$	1055	1090	1104	1130	1158	1205	1267	1563	1660
N84T36ENS	Solid Surface Top, Grade A, Square Leg		2542	2577	2591	2617	2645	2692	2754	3050	3147

DIMENSIONS			
Width	35¼	Weight	94
Depth	35¼	Weight - Solid Surface	125
Height	11½	Cubic Ft.	17.3

- Solid Surface Grades B and C list pricing – use your electronic specification tool or contact customer service
- All grommet cutout options are available

MAGAZINE TABLE SQUARE LEG



Square Leg, Grommets

MODEL NO.	GRADE / LIST PRICE										
		1	2/COM	3/COL	4	5	6	7	L7	L8	
N84T60MGL	Laminate Top, Square Leg	\$	1947	1998	2019	2057	2097	2166	2257	2690	2831
N84T60MGS	Solid Surface Top, Grade A, Square Leg		4651	4702	4723	4761	4801	4870	4961	5394	5535

DIMENSIONS			
Width	60	Weight	151
Depth	35¼	Weight - Solid Surface	202
Height	11½	Cubic Ft.	26.0

- Solid Surface Grades B and C list pricing – use your electronic specification tool or contact customer service
- Grommet cutout options CUT-G35L, CUT-G35R, CUT-G35LR are available

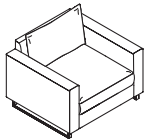
COLLETTE

TO ORDER, SPECIFY:

1. Model Number
2. Fabric Grade / Cover Number
3. Thread Color
4. Grommet
5. Leg Color
6. Glides

• See page 81 for Collette options
 See pages 90-91 for COM fabric yardage

**1 SEAT LOUNGE
U-LEG**



Arms, U-Leg

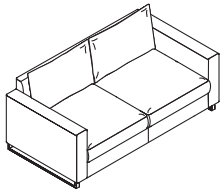
MODEL NO.	GRADE / LIST PRICE										
		1	2/COM	3/COL	4	5	6	7	L7	L8	
N84L1UA	Arms, U-Leg	\$ 2704	2928	3019	3185	3360	3659	4057	5949	6564	

DIMENSIONS

Width	40	Seat Height	18½	Arm Width	5½	Weight	110
Depth	35¼	Seat Depth	22	Arm Height	25¼	Cubic Ft.	33.8
Height	34½	Seat Width	30	Back Height	29		

- Contrasting fabric option – specify X (i.e., N84L1UAX); see page 82. For list pricing, use your electronic specification tool or contact customer service
- Grommet cutout option CUT-G35C is available

**2 SEAT LOUNGE
U-LEG**



Arms, U-Leg

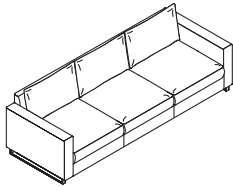
MODEL NO.	GRADE / LIST PRICE										
		1	2/COM	3/COL	4	5	6	7	L7	L8	
N84L2UA	Arms, U-Leg	\$ 3948	4307	4453	4719	4999	5478	6116	9148	10133	

DIMENSIONS

Width	70	Seat Height	18½	Arm Width	5½	Weight	171
Depth	35¼	Seat Depth	22	Arm Height	25¼	Cubic Ft.	50.9
Height	34½	Seat Width	60	Back Height	29		

- Contrasting fabric option – specify X (i.e., N84L2UAX); see page 82. For list pricing, use your electronic specification tool or contact customer service
- Grommet cutout options CUT-G35L, CUT-G35R, CUT-G35LR are available

**3 SEAT LOUNGE
U-LEG**



Arms, U-Leg

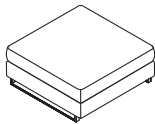
MODEL NO.	GRADE / LIST PRICE										
		1	2/COM	3/COL	4	5	6	7	L7	L8	
N84L3UA	Arms, U-Leg	\$ 5138	5632	5833	6199	6584	7243	8121	12293	13648	

DIMENSIONS

Width	100	Seat Height	18½	Arm Width	5½	Weight	231
Depth	35¼	Seat Depth	22	Arm Height	25¼	Cubic Ft.	72.0
Height	34½	Seat Width	90	Back Height	29		

- Contrasting fabric option – specify X (i.e., N84L3UAX); see page 82. For list pricing, use your electronic specification tool or contact customer service
- All grommet cutout options are available

**OTTOMAN
U-LEG**



U-Leg

MODEL NO.	GRADE / LIST PRICE										
		1	2/COM	3/COL	4	5	6	7	L7	L8	
N84D1U	Ottoman, 30", U-Leg	\$ 1568	1657	1693	1759	1829	1948	2106	2858	3103	
N84D2U	Ottoman, 36", U-Leg	1957	2052	2090	2160	2234	2360	2528	3326	3585	

30" DIMENSIONS

Width	30
Depth	30
Height	18½
Weight	58
Cubic Ft.	12.2

36" DIMENSIONS

Width	35¼
Depth	35¼
Height	18½
Weight	84
Cubic Ft.	17.3

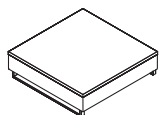
- Contrasting fabric option – specify X (i.e., N84D1UX); see page 82. For list pricing, use your electronic specification tool or contact customer service
- All grommet cutout options are available

TO ORDER, SPECIFY:

1. Model Number
2. Laminate (when applicable)
3. Solid Surface Grade/Color (when applicable)
4. Fabric Grade / Cover Number
5. Leg Color
6. Grommet
7. Glides

• See page 81 for Collette options
See pages 90-91 for COM fabric yardage

**END TABLE
U-LEG**



U-Leg

**MODEL
NO.**

GRADE / LIST PRICE

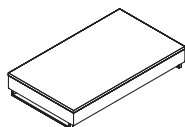
		1	2/COM	3/COL	4	5	6	7	L7	L8
N84T36ENUL	Laminate Top, U-Leg	\$ 1271	1306	1320	1346	1374	1421	1483	1779	1876
N84T36ENUS	Solid Surface Top, Grade A, U-Leg	2812	2847	2861	2887	2915	2962	3024	3320	3417

DIMENSIONS

Width	35¼									Weight	94
Depth	35¼									Weight - Solid Surface	125
Height	11½									Cubic Ft.	17.3

- Solid Surface Grades B and C list pricing – use your electronic specification tool or contact customer service
- All grommet cutout options are available

**MAGAZINE TABLE
U-LEG**



U-Leg

		1	2/COM	3/COL	4	5	6	7	L7	L8
N84T60MGUL	Laminate Top, U-Leg	\$ 2217	2268	2289	2327	2367	2436	2527	2960	3101
N84T60MGUS	Solid Surface Top, Grade A, U-Leg	4921	4972	4993	5031	5071	5140	5231	5664	5805

DIMENSIONS

Width	60									Weight	151
Depth	35¼									Weight - Solid Surface	202
Height	11½									Cubic Ft.	26.0

- Solid Surface Grades B and C list pricing – use your electronic specification tool or contact customer service
- Grommet cutout options CUT-G35L, CUT-G35R, CUT-G35LR are available

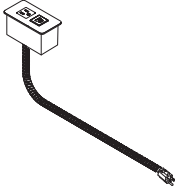
COLLETTE

TO ORDER, SPECIFY:

• See page 81 for Collette options

1. Model Number

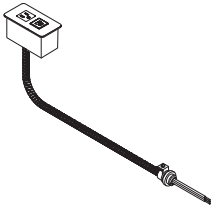
POWER/USB GROMMET - PLUGGED



MODEL NO.		LIST PRICE	CARTONED WEIGHT	CUBIC FEET
NACG35AELPGB	Black	\$ 444	1.5 lbs.	0.3
NACG35AELPGS	Silver	444	1.5 lbs.	0.3
NACG35AELPGW	White	444	1.5 lbs.	0.3

- Features 1 power outlet and 1 USB (A+C) combo ports
- Includes black 72" long 3-prong power cord
- Power outlet provides 15 amps

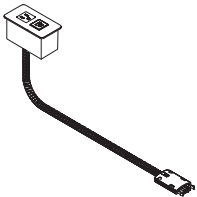
POWER/USB GROMMET HARDWIRE



NACG35AELHCB	Hardwire, Black	\$ 513	1.75 lbs.	0.3
NACG35AELHCS	Hardwire, Silver	513	1.75 lbs.	0.3
NACG35AELHCW	Hardwire, White	513	1.75 lbs.	0.3

- Features 1 power outlet and 1 USB (A+C) combo ports
- Metal conduit hardwire is 72" long
- Power outlet provides 15 amps

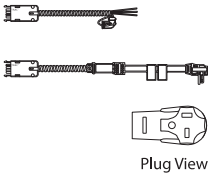
POWER/USB GROMMET 4-TRAC



NACG35AELPDB	Black	\$ 456	2.0 lbs.	0.3
NACG35AELPDS	Silver	456	2.0 lbs.	0.3
NACG35AELPDW	White	456	2.0 lbs.	0.3

- Non-sequential daisy chain solution
- Must use with power entry and electrical kit
- Features 1 power outlet and 1 USB (A+C) combo ports
- 36" long cord
- Up to 20 grommets can be linked together for each power entry

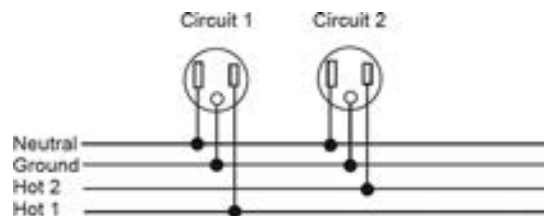
POWER ENTRY 4-TRAC



Plug View

NAC72ELE4H	72" Hardwire	\$ 151	1.95 lbs.	0.38
NAC48ELE4P	48" Plug	220	1.95 lbs.	0.38
NAC72ELE4P	72" Plug	249	1.95 lbs.	0.38

- Must be ordered with 4-Trac electrical kit and 4-Trac power/USB grommet
- 1 power entry is necessary to power 1 or multiple units
- Power entry provides 20 amps





Shaded models are available through our Quick Delivery program and will be delivered within 10 days or less. Shaded models that feature the 48 icon will ship within 48 hours (48). See page 8 for additional program information.

TO ORDER, SPECIFY:

• See page 81 for Collette options

1. Model Number

ELECTRICAL KITS 4-TRAC	MODEL NO.	LIST PRICE	CARTONED WEIGHT	CUBIC FEET
	NACEL4KTA1	1 H-Block, 42" Jumper Male / Male End \$ 105	1.36 lbs.	0.38
	NACEL4KTA2	2 - H-Block 1 - 42" Jumper Male / Male End 1 - 20" Jumper Male / Male End 197	2.34 lbs.	0.38
	NACEL4KTA3	3 - H-Block 2 - 42" Jumper Male / Male End 1 - 20" Jumper Male / Male End 278	3.20 lbs.	0.38

• Use specification guide below to determine the appropriate electrical kit for each unit

ELECTRICAL KIT SPECIFICATION GUIDE

COMPONENT

- 1 Seat
- 2 Seat
- 3 Seat
- Corner
- Ottoman
- End Table
- Magazine Table

FOR POWER OPTION, SPECIFY:

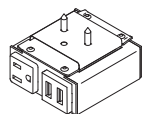
- NACEL4KTA1
- NACEL4KTA2
- NACEL4KTA3
- NACEL4KTA1
- NACEL4KTA1
- NACEL4KTA1
- NACEL4KTA2

FOR PASS THRU OPTION (NON-POWER UNITS), SPECIFY:

- NACEL4KTA1
- NACEL4KTA2
- NACEL4KTA3
- NACEL4KTA1
- NACEL4KTA1
- NACEL4KTA1
- NACEL4KTA2

4-Trac electrical kits are only needed if units with electrical are being ganged

UNDERMOUNT USB POWER UNIT



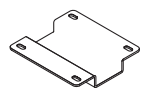
NAC03ELUPDC	Black only	\$ 287	2 lbs.	0.3
-------------	------------	--------	--------	-----

DIMENSIONS

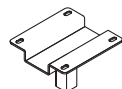
- Width 3
- Depth 3
- Height 1½

- Can be mounted to the underside of any flat surface
- Features 1 power outlet and 2 USB (A) ports
- 72" 15 amp cord

GANGING BRACKET



Ganging Bracket Kit



Leg Ganging Bracket Kit

N84GK	Ganging Bracket Kit (2 Brackets)	\$ 92	2.5 lbs.	0.2
N84GKL	Leg Ganging Bracket Kit (2 Brackets With Legs)	157	3.0 lbs.	0.2

- Ganging bracket kit includes required brackets to join 2 units together
- Leg ganging bracket kit allows the removal of front and back legs when ganging 2 units
- Both bracket models provide wire management

COM YARDAGE REQUIREMENTS

COM YARDAGE REQUIREMENTS (54" WIDTH – CUT UP THE ROLL)

MODEL	RAILROADED Contact customer service 800-482-1717 for ydg requirements	NON DIRECTIONAL OR SOLID	1"-4" REPEAT	5"-11" REPEAT	12"-18" REPEAT	COL SQUARE FEET
			4" VERTICAL X 4" HORIZONTAL	11" VERTICAL X 11" HORIZONTAL	18" VERTICAL X 18" HORIZONTAL	
N84L1A		8.30	8.90	12.20	14.70	165
N84L1AX	Upholstery	2.40	2.90	4.20	4.70	47
	Seat	2.10	2.70	4.60	5.70	41
	Back	1.30	1.60	2.20	3.30	26
	Arm	2.60	3.20	3.90	7.50	52
N84L1UA		8.30	8.90	12.20	14.70	165
N84L1UAX	Upholstery	2.40	2.90	4.20	4.70	47
	Seat	2.10	2.70	4.60	5.70	41
	Back	1.30	1.60	2.20	3.30	26
	Arm	2.60	3.20	3.90	7.50	52
N84L1L		7.00	7.80	10.80	13.20	139
N84L1LX	Upholstery	2.40	2.90	4.20	4.70	47
	Seat	2.10	2.90	4.20	4.70	47
	Back	1.30	1.60	2.20	3.30	26
	Arm	1.30	1.70	2.50	4.50	27
N84L1R		7.00	7.50	10.80	13.20	138
N84L1RX	Upholstery	2.40	2.90	4.20	4.70	47
	Seat	2.10	2.70	2.70	5.70	41
	Back	1.30	1.60	2.20	3.30	26
	Arm	1.30	1.70	2.50	4.50	27
N84L1M		5.70	6.60	9.40	10.70	39
N84L1MX	Upholstery	2.40	2.90	4.20	4.70	47
	Seat	2.10	2.70	4.60	5.70	41
	Back	1.30	1.60	2.20	3.30	26
N84L2A		13.30	14.70	19.70	23.20	266
N84L2AX	Upholstery	4.20	4.80	6.70	7.00	82
	Seat	4.20	5.00	8.70	10.70	83
	Back	2.60	2.80	3.40	3.50	51
	Arm	2.60	3.20	3.90	7.50	52
N84L2UA		13.30	14.70	19.70	23.20	266
N84L2UAX	Upholstery	4.20	4.80	6.70	7.00	82
	Seat	4.20	5.00	8.70	10.70	83
	Back	2.60	2.80	3.40	3.50	51
	Arm	2.60	3.20	3.90	7.50	52
N84L2L		12.00	13.40	18.40	21.20	241
N84L2LX	Upholstery	4.20	4.80	6.70	7.00	82
	Seat	4.20	5.00	8.70	10.70	83
	Back	2.60	2.80	3.40	3.50	51
	Arm	1.30	1.70	2.50	4.50	27
N84L2R		12.00	13.40	18.40	21.20	241
N84L2RX	Upholstery	4.20	4.80	6.70	7.00	82
	Seat	4.20	5.00	8.70	10.70	83
	Back	2.60	2.80	3.40	3.40	51
	Arm	1.30	1.70	2.50	4.50	27
N84L2M		10.70	12.00	16.10	18.70	214
N84L2MX	Upholstery	4.20	4.80	6.70	7.00	82
	Seat	4.20	5.00	8.80	10.70	83
	Back	2.60	2.80	3.40	3.40	51
N84L3A		18.30	20.10	27.30	31.20	364
N84L3AX	Upholstery	5.90	9.00	12.20	12.50	120
	Seat	6.30	7.00	12.90	15.70	124
	Back	3.90	4.20	4.80	5.00	73
	Arm	2.60	3.20	3.90	7.50	52
N84L3UA		18.30	20.10	27.30	31.20	364
N84L3UAX	Upholstery	5.90	9.00	12.20	12.50	120
	Seat	6.30	7.00	12.90	15.70	124
	Back	3.90	4.20	4.80	5.00	73
	Arm	2.60	3.20	3.90	7.50	52
N84L3L		17.00	18.90	25.90	29.10	338

COM YARDAGE REQUIREMENTS

COM YARDAGE REQUIREMENTS (54" WIDTH – CUT UP THE ROLL)

MODEL	RAILROADED Contact customer service 800-482-1717 for ydg requirements	NON DIRECTIONAL OR SOLID	1"-4" REPEAT	5"-11" REPEAT	12"-18" REPEAT	COL SQUARE FEET
			4" VERTICAL X 4" HORIZONTAL	11" VERTICAL X 11" HORIZONTAL	18" VERTICAL X 18" HORIZONTAL	
N84L3LX	Upholstery	5.90	9.30	12.20	12.70	120
	Seat	6.30	9.00	12.20	12.50	128
	Back	3.90	4.20	4.80	5.00	73
	Arm	1.30	1.70	2.50	4.50	27
N84L3R		17.00	18.90	25.90	29.10	338
N84L3RX	Upholstery	5.90	9.30	12.20	12.70	120
	Seat	6.30	9.00	12.20	12.50	128
	Back	3.90	4.20	4.80	5.00	73
	Arm	1.30	1.70	2.50	4.50	27
N84L3M		15.70	17.70	24.50	26.70	313
N84L3MX	Upholstery	5.90	9.30	12.20	12.70	120
	Seat	6.30	9.30	12.20	12.70	128
	Back	3.90	4.20	4.80	5.00	73
N84IN9L		8.00	8.70	11.50	11.70	160
N84IN9LX	Upholstery	3.70	4.00	5.60	5.90	80
	Seat	2.10	9.00	12.20	12.50	44
	Back	2.50	2.90	3.40	3.70	50
N84IN9R		8.00	8.70	11.50	11.70	160
N84IN9RX	Upholstery	3.70	4.00	5.60	5.90	80
	Seat	2.10	9.00	12.20	12.50	44
	Back	2.50	2.90	3.40	3.70	50
N84IN9D		8.40	9.60	12.90	15.20	173
N84IN9DX	Upholstery	3.70	4.70	6.70	7.00	83
	Seat	2.50	2.80	4.60	6.70	48
	Back	2.50	2.90	3.40	3.90	50
N84D1		3.30	3.80	7.00	9.10	67
N84D1X	Upholstery	1.20	1.80	3.20	4.70	26
	Seat	2.10	2.50	4.30	5.20	42
N84D1U		3.30	3.80	7.00	9.10	67
N84D1UX	Upholstery	1.20	1.80	3.20	4.70	26
	Seat	2.10	2.50	4.30	5.20	42
N84D2		3.50	4.00	7.00	10.10	70
N84D2X	Upholstery	1.20	1.80	3.20	4.70	26
	Seat	2.30	2.60	4.30	6.20	45
N84D2U		3.50	4.00	7.00	10.10	70
N84D2UX	Upholstery	1.20	1.80	3.20	4.70	26
	Seat	2.30	2.60	4.30	6.20	45
N84T36ENL		1.30	2.30	4.60	6.70	37
N84T36ENUL		1.30	2.30	4.60	6.70	37
N84T36ENS		1.30	2.30	4.60	6.70	37
N84T36ENUS		1.30	2.30	4.60	6.70	37
N84T60MGL		1.90	2.00	3.10	4.70	26
N84T60MGUL		1.90	2.00	3.10	4.70	26
N84T60MGS		1.90	2.00	3.40	4.70	26
N84T60MGUS		1.90	2.00	3.40	4.70	26

