
DELGADO

Product Specifications	122
Fabrics and Options	123
Contrasting Fabrics Specifications	124
Product Pages	125
COM Yardage Requirements	127

DELGADO PRODUCT SPECIFICATIONS

SEAT AND BACK CONSTRUCTION

- ½" molded plywood, cross banded for strength, forms seat and back
- 1½" of high grade polyurethane foam covers seat and back

EXPOSED PLYWOOD BACK

- 9-ply, solid molded quarter-cut maple plywood panels

CONTROL MECHANISM

- Polished aluminum control mechanism and cylinder
- Static model features 360° swivel with auto-return
- Mobile model features 360° swivel

BASE, CASTERS AND GLIDES

4-Prong Low and High Profile Polished Aluminum Base

- Silver polyethylene glides are standard
- Felt pad glides are available for an additional upcharge

5-Prong Mobile Polished Aluminum Base

- Available in Static or Height Adjustable
- Black, hard double wheel casters, which work on multiple surfaces, are standard
- Soft casters are available for an additional upcharge

4-Prong High Profile Wood Base

- Maple
- Non-marring nylon glides are standard

Sled Base

- 1½" welded, polished, tubular steel
- Translucent, polyethylene glides are standard and work on all floor types

Wood Rocker Base

- Maple
- Polished, tubular steel

UPHOLSTERY DETAIL

- Contrasting fabric available on all models
- Due to dimensional design of back and arms, horizontal stripes and large patterns are not recommended, as they will appear distorted or wavy
- Due to the inherent characteristics of upholstery materials, loose comfort wrinkles may be present or appear over time

FINISH

- Features a catalyzed top coat that resists denting, peeling, and reactions to chemicals
- Can be cleaned with a damp cloth
- When specifying Brighton, Natural, and Sonoma finish, variation in color is acceptable due to the nature of wood characteristics



FABRICS

Grade 1 Cali
Input
Plush
Ridge
Stardust
Vessel

Grade 2 Bliss
Brilliant
COM
Dorset
Orbit
Phrase
Pixie
Sedona
Strand

Grade 3 COL
Jacks
Silvertex

Grade 4 Connect Four
Echo
Masquerade

Grade 5 Mode

Grade 6 Essence/Ultraleather

Grade 7 Brisa
Brisa Distressed
Reef Pro
Silica
Silica Etch
Tottori

Grade L7 Davenport

Grade L8 Florence

FINISHES

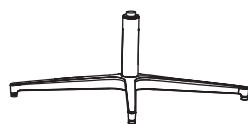
BACK PANELS AND BASES

AC Autumn	PB Portobello
AD Almond	PT Portico
CL Caramel	SK Skyline
CW Cordovan	SM Sonoma
DW Judicial	TF Truffle
HN Honey	405 Designer White
IM Brighton	462 Cinder
MC Amber	792 Sable
MH Mocha	793 Acorn*
NM Natural	

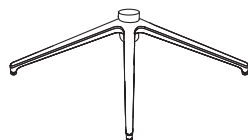
*Acorn is the finish complement to Clear Walnut finish

BASES

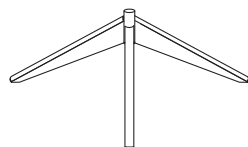
4-PRONG LOW PROFILE POLISHED ALUMINUM



4-PRONG HIGH PROFILE POLISHED ALUMINUM



4-PRONG HIGH PROFILE WOOD



CASTERS

5-PRONG MOBILE POLISHED ALUMINUM BASE

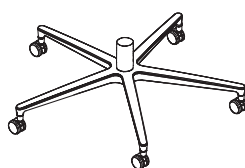
C3 Hard (standard)
C4 Soft (add \$28 list)

GLIDES

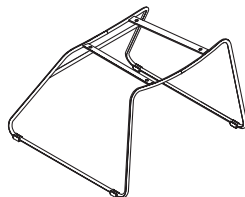
4-PRONG LOW AND HIGH PROFILE POLISHED ALUMINUM BASE

STD Hard (standard)
C58 Soft (add \$30 list)

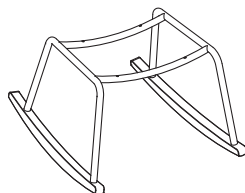
5-PRONG MOBILE LOW PROFILE POLISHED ALUMINUM



SLED BASE



WOOD ROCKER BASE



TO ORDER CONTRASTING FABRIC, SPECIFY

DELGADO

4-Prong Low Profile Polished Aluminum Base page 125

4-Prong High Profile Polished Aluminum Base page 125

4-Prong High Profile Wood Base page 125

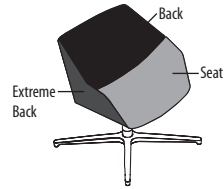
5-Prong Low Profile Mobile Base page 125

5-Prong Low Profile Height Adjustable Mobile Base page 126

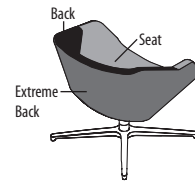
Sled Base page 126

Wood Rocker Base page 126

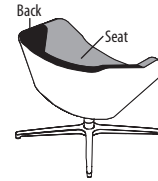
1. Model Number plus "X"
2. Back Fabric Grade Number/Cover Number
3. Extreme Back Fabric Grade Number/Cover Number
4. Seat Fabric Grade Number/Cover Number
5. Finish (when applicable)
6. Casters/Glides (when applicable)



Contrasting Fabric Front View
Upholstered Back



Contrasting Fabric Back View
Upholstered Back



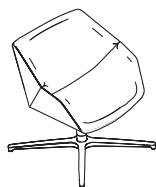
Contrasting Fabric Back View
Exposed Plywood Back

TO ORDER, SPECIFY:

1. Model Number
2. Fabric Grade / Cover Number
3. Finish (when applicable)
4. Glides / Casters (when applicable)

• See page 123 for Delgado options
See page 127 for COM fabric yardage

**4-PRONG
LOW PROFILE
POLISHED ALUMINUM
BASE**



MODEL NO.		GRADE / LIST PRICE									
		1	2/COM	3/COL	4	5	6	7	L7	L8	
N53GU4LM	Fully Upholstered	\$ 1575	1640	1666	1714	1765	1851	1966	2513	2691	
N53GW4LM	Exposed Plywood Back	1800	1854	1876	1916	1958	2030	2126	2582	2730	

DIMENSIONS

Width	27¾	Seat Height	18¾	Arm Height	28	Weight	42
Depth	26	Seat Depth	18¾	Back Height	18½	Cubic Ft.	16.7
Height	33¾	Seat Width	17	Back Width	18		

• Contrasting fabric option – specify X (i.e., N53GU4LMX); see page 124. For list pricing, use your electronic specification tool or contact customer service

**4-PRONG
HIGH PROFILE
POLISHED ALUMINUM
BASE**



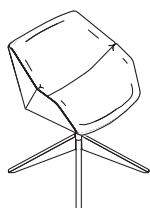
MODEL NO.		GRADE / LIST PRICE									
		1	2/COM	3/COL	4	5	6	7	L7	L8	
N53GU4HM	Fully Upholstered	\$ 1575	1640	1666	1714	1765	1851	1966	2513	2691	
N53GW4HM	Exposed Plywood Back	1800	1854	1876	1916	1958	2030	2126	2582	2730	

DIMENSIONS

Width	27¾	Seat Height	18½	Arm Height	28¾	Weight	42
Depth	26	Seat Depth	18¾	Back Height	18½	Cubic Ft.	20.3
Height	33¾	Seat Width	17	Back Width	18		

• Contrasting fabric option – specify X (i.e., N53GU4HMX); see page 124. For list pricing, use your electronic specification tool or contact customer service

**4-PRONG
HIGH PROFILE
WOOD BASE**



MODEL NO.		GRADE / LIST PRICE									
		1	2/COM	3/COL	4	5	6	7	L7	L8	
N53GU4HW	Fully Upholstered	\$ 1856	1921	1947	1995	2046	2132	2247	2794	2972	
N53GW4HW	Exposed Plywood Back	2081	2135	2157	2197	2239	2311	2407	2863	3011	

DIMENSIONS

Width	27¾	Seat Height	18¾	Arm Height	28¾	Weight	41
Depth	26	Seat Depth	18¾	Back Height	18½	Cubic Ft.	20.3
Height	33¾	Seat Width	17	Back Width	18		

• Contrasting fabric option – specify X (i.e., N53GU4HWX); see page 124. For list pricing, use your electronic specification tool or contact customer service

**5-PRONG
LOW PROFILE
MOBILE BASE**



MODEL NO.		GRADE / LIST PRICE									
		1	2/COM	3/COL	4	5	6	7	L7	L8	
N53GU5LMC	Fully Upholstered	\$ 1575	1640	1666	1714	1765	1851	1966	2513	2691	
N53GW5LMC	Exposed Plywood Back	1800	1854	1876	1916	1958	2030	2126	2582	2730	

DIMENSIONS

Width	27¾	Seat Height	18¾	Arm Height	28	Weight	44
Depth	26	Seat Depth	18¾	Back Height	18½	Cubic Ft.	20.3
Height	33¾	Seat Width	17	Back Width	18		

• Contrasting fabric option – specify X (i.e., N53GU5LMCX); see page 124. For list pricing, use your electronic specification tool or contact customer service

DELGADO

TO ORDER, SPECIFY:

1. Model Number
2. Fabric Grade / Cover Number
3. Finish (when applicable)
4. Glides / Casters (when applicable)

- See page 123 for Delgado options
- See page 127 for COM fabric yardage

5-PRONG LOW PROFILE HEIGHT ADJUSTABLE MOBILE BASE



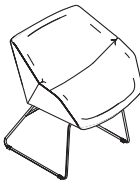
MODEL NO.	GRADE / LIST PRICE										
		1	2/COM	3/COL	4	5	6	7	L7	L8	
N53GU5LAMC	Fully Upholstered	\$ 1683	1748	1774	1822	1873	1959	2074	2621	2799	
N53GW5LAMC	Exposed Plywood Back	1908	1962	1984	2024	2066	2138	2234	2690	2838	

DIMENSIONS

Width	27¼	Seat Height	15½-19½	Arm Height	25½-31½	Weight	44
Depth	26	Seat Depth	18¾	Back Height	18½	Cubic Ft.	20.3
Height	29¾-34½	Seat Width	17	Back Width	18		

- Contrasting fabric option – specify X (i.e., N53GU5LAMCX); see page 124. For list pricing, use your electronic specification tool or contact customer service

SLED BASE



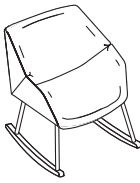
MODEL NO.	GRADE / LIST PRICE										
		1	2/COM	3/COL	4	5	6	7	L7	L8	
N53GUMD	Fully Upholstered	\$ 1575	1640	1666	1714	1765	1851	1966	2513	2691	
N53GWMD	Exposed Plywood Back	1800	1854	1876	1916	1958	2030	2126	2582	2730	

DIMENSIONS

Width	27¼	Seat Height	18	Arm Height	27¼	Weight	44
Depth	26	Seat Depth	18¾	Back Height	18½	Cubic Ft.	20.3
Height	33	Seat Width	17	Back Width	18		

- Contrasting fabric option – specify X (i.e., N53GUMDX); see page 124. For list pricing, use your electronic specification tool or contact customer service

WOOD ROCKER BASE



MODEL NO.	GRADE / LIST PRICE										
		1	2/COM	3/COL	4	5	6	7	L7	L8	
N53GURKW	Fully Upholstered	\$ 1748	1813	1839	1887	1938	2024	2139	2686	2864	
N53GWRKW	Exposed Plywood Back	1973	2027	2049	2089	2131	2203	2299	2755	2903	

DIMENSIONS

Width	27¼	Seat Height	17½	Arm Height	27¼	Weight	44
Depth	26	Seat Depth	18¾	Back Height	18½	Cubic Ft.	20.3
Height	32½	Seat Width	17	Back Width	18		

- Contrasting fabric option – specify X (i.e., N53GURKW); see page 124. For list pricing, use your electronic specification tool or contact customer service

COM YARDAGE REQUIREMENTS

COM YARDAGE REQUIREMENTS (54" WIDTH – CUT UP THE ROLL)

MODEL	RAILROADED Contact customer service 800-482-1717 for ydg requirements	NON DIRECTIONAL OR SOLID	1"-4" REPEAT	5"-11" REPEAT	12"-18" REPEAT	COL SQUARE FEET
			4" VERTICAL X 4" HORIZONTAL	11" VERTICAL X 11" HORIZONTAL	18" VERTICAL X 18" HORIZONTAL	
N53GU4LM, N53GU4HM, N53GU4HW, N53GU5LMC, N53GU5LAMC, N53GURKW N53GUMD	Complete	2.90	3.20	4.00	4.50	57.6
N53GU4LMX, N53GU4HMX, N53GU4HWX, N53GU5LMCX, N53GU5LAMCX, N53GURKWX N53GUMDX	Seat Back Extreme	0.90 0.90 1.30	1.00 1.00 1.00	1.40 1.40 1.40	1.50 1.50 1.50	17.2 17.2 24.4
N53GW4LM, N53GW4HM, N53GW4HW, N53GW5LMC, N53GW5LAMC, N53GWRKW, N53GWMD	Complete	1.70	1.90	2.30	2.50	33.8
N53GW4LMX, N53GW4HMX, N53GW4HWX, N53GW5LMCX, N53GW5LAMCX, N53GWRKWX N53GWMDX	Seat Back	0.90 0.90	1.00 1.00	1.40 1.40	1.50 1.50	17.2 17.2

