
EKLUND

Product Specifications	136
Fabrics and Options	137
Contrasting Fabrics Specifications	138
Product Pages	139
Typicals	149B
COM Yardage Requirements	150

EKLUND PRODUCT SPECIFICATIONS

FRAME CONSTRUCTION

- Interior frame is constructed of oriented strand board with tenon joints that are glued and stapled for maximum joint stability
- Frames and table platforms are wrapped in high grade polyurethane foam and upholstered

SEAT CONSTRUCTION

- Seat cushions are attached and feature 7" high grade polyurethane foam placed on a plywood panel

BACK & ARM CONSTRUCTION

- Back and arms consist of 4" high grade polyurethane foam which is custom shaped, stretched over web sheet, and attached to frame

PRIVACY PANEL CONSTRUCTION

- Wrapped in high grade polyurethane foam and shipped attached to lounge unit
- Modular units come with panel brackets which are installed in-field and ensure panel to panel alignment
- **Media spanner panels feature threaded inserts to accept a TV mount (for up to a 32" flat panel), shipped separately**
- **Privacy panels are non-tackable**

UPHOLSTERY DETAIL

- Due to dimensional design of the back, horizontal stripes and large patterns are not recommended, as they will appear distorted or wavy
- Contrasting fabric available on all models, except tables. **See page 138 for contrasting locations**
- Accent upholstery present on all tables
- **Thicker fabrics may cause minor puckering on tufted models**
- **Leather is not recommended for use on curved privacy panels, (i.e. curved extension panel, lounge nook or desk nook)**

TABLES / DESK NOOK

- Laminate surfaces are 1 $\frac{3}{8}$ " thick HPL (high pressure laminate) and feature standard 3mm PVC edge
- Solid surfaces are 1 $\frac{3}{8}$ " thick and feature a flat rim profile, **available on square and corner tables**

CONSOLE TABLES

- Constructed of $\frac{3}{4}$ " TFL (thermally fused laminate) with a 0.5mm self-edge top panel
- Solid surface models feature TFL vertical **panels with 1" thick solid surface tops**

TABLET

- 1" thick reversed half-bullnose profile laminate with clear-coated exposed plywood core
- Allows for 90° swivel and writing surface of 11.5"W x 22.5"L
- Attached to the frame with a $\frac{1}{4}$ " steel base plate with machine screws into threaded inserts
- Tablet height is 27 $\frac{1}{2}$ " from floor to top of tablet surface
- Tablet support column is made of steel and always black

ROCKER

- Solid Beech runners are attached to a welded and powder coated steel frame

LOUNGE LEGS

- 8" tall, 1 $\frac{1}{2}$ " inch diameter steel tube powder coated with adjustable glide
- Tapered wood leg is solid Beech and comes in multiple finish options with adjustable glide
- Ships unattached for installation in the field
- **Starter models come with standard legs and ganging legs, add-ons come with ganging legs only, and end models come with standard legs only. Unique hardware kits are shipped for proper attachment**

GLIDES

- Features 1" adjustable nylon leveling glides
- Soft/non-skid 1" adjustable glides are available for an additional upcharge

FINISH

- Features a catalyzed top coat that resists denting, peeling, and reactions to chemicals
- Can be cleaned with a damp cloth
- When specifying Brighton, Natural, and Sonoma finish, variation in color is acceptable due to the nature of wood characteristics

POWER & USB GROMMET


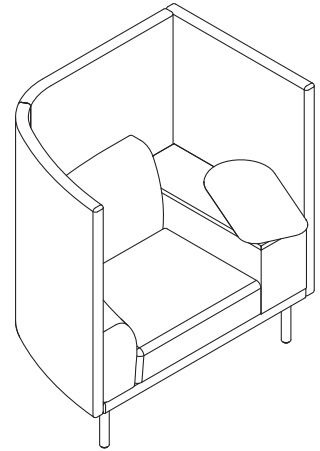
- **Power grommet cutout available on lounge nook, desk nook, and laminate console tables**
- UL Listed
- **Hardwire, plug, and 4-trac solutions available**
- Features 1 power outlet and 1 USB A+C combo ports
- Grommet available in black, silver, and white
- Field installable when CUT-G38 is specified
- Tamper resistant and spill proof

UNDERMOUNT & CONVENIENCE OUTLETS

- UL Listed
- **Undermount grommet features 1 power outlet and 2 USB (A) ports**
- **Convenience grommet features 2 power outlets**
- Only available in black
- **Field installable, units can be placed on the underside of any flat surface**

LED LIGHT

- **Available on Desk Nook and field installable when CUT-LT1L (LEFT) or CUT-LT1R (RIGHT) is specified**
- UL Listed
- **Powered via plug**
- **Available in silver only**
- **Features one-touch on/off and flexible neck for user adjustability**



FABRICS

Grade 1	Cali
	Entwine
	Input
	Melange
	Ridge
	Spark
	Vessel
	Zig Zag

Grade 2	Bliss
	Brilliant
	COM
	Dolce
	Dorset
	Intuition
	Orbit
	Phrase
	Pixie
	Sedona
	Stencil
	Strand

Grade 3	COL
	Silvertex

Grade 4	Connect Four
	Echo
	Masquerade

Grade 5	Mode
---------	------

Grade 6	Essence/Ultraleather
---------	----------------------

Grade 7	Brisa
	Brisa Distressed
	Reef Pro
	Silica
	Silica Etch
	Tottori

Grade L7	Davenport
----------	-----------

Grade L8	Florence
----------	----------

PAINT COLORS - METAL LEG AND PANEL BRACKET

103	Chive*	425	Shadow*
105	Spinach Green**	440	Cloud*
106	Cloud Blue**	450	Fog*
107	Dark Blue**	460	Storm*
111	Apricot Orange**	461	Graphite*
112	Tango Red**	462	Cinder
113	Golden Rod**	463	Iron*
405	Designer White	488	Frosty White*
419	Wallaby*	501	Platinum Metallic
420	Sandstone*	503	Satin Nickel
423	Concrete*		Metallic

*Extended lead time

**10% list upcharge and four week lead time

- The following paint colors will receive black screws (where applicable) Cinder, Chive, Spinach Green, Dark Blue, Tango Red, Shadow, Graphite, Satin Nickel Metallic, Concrete, and Iron
- The following paint colors will receive silver screws (where applicable) Platinum Metallic, Cloud Blue, Apricot Orange, Golden Rod, Designer White, Wallaby, Sandstone, Cloud, Fog, Storm, and Frosty White

WOOD LEG FINISH COLORS

WAC	Autumn	WPB	Portobello
WAD	Almond	WPC	Porcini
WBZ	Brazilwood	WPT	Portico
WCI	Chai	WSK	Skyline
WCL	Caramel	WSM	Sonoma
WCW	Cordovan	WTF	Truffle
WDN	Judicial	WWL	Willow
WHN	Honey	W405	Designer White
WIM	Brighton	W462	Cinder
WKN	Kona	W792	Sable
WMC	Amber	W793	Acorn
WMH	Mocha		
WNM	Natural		

LAMINATE COLORS

WOODGRAIN LAMINATE

AC2	Autumn 2	MH	Mocha
AD	Almond**	NM	Natural
BZ	Brazilwood	PB	Portobello
CI	Chai	PC	Porcini
CL	Caramel	PT	Portico
CW	Cordovan	SK	Skyline
DW	Judicial	SM	Sonoma
HN2	Honey 2	TF	Truffle
IM	Brighton	WL	Willow
KN	Kona	792	Sable
MC	Amber	793	Acorn*

SOLID LAMINATE

405	Designer White
419	Wallaby
425	Shadow
440	Cloud
457	Dapple
461	Graphite
462	Cinder
478	Platinum Grey
488	Frosty White
491	Designer White Linear
492	Cinder Linear

*Acorn is the laminate complement to Clear Walnut finish

**Almond is the leg finish complement to Clear Walnut finish

GLIDES

STD	Standard
C66	Soft (add \$32 list)

SOLID SURFACE TOP OPTIONS

7101	Bisque (Grade A)
7201	Glacier White (Grade A)
7202	Canyon (Grade B)
7203	Designer White (Grade B)
7204	Silt (Grade B)
7301	Concrete (Grade C)
7302	Deep Night Sky (Grade C)
7303	Deep Nocturne (Grade C)

GALLERY LAMINATE

Grade 1 – 5% upcharge

G1001	Citadel
G1011	Pepperdust

Grade 2 – 6% upcharge

G1002	Planked Raw Oak
G1003	Evening Notte
G1004	Kirsche
G1005	Midnight Run
G1006	Sepia Walnut
G1007	Serotina
G1008	Timeless
G1009	White Nebbia
G1012	Phantom Ecru

See page 28 for Gallery program details and upcharges

LED LIGHT CUTOUT OPTIONS - DESK NOOK

(\$25 list upcharge per location)

CUT-LT1L	Light Cutout, Left
CUT-LT1R	Light Cutout, Right
X	No Light

Lights sold separately; reference page 149A for model number and pricing

POWER/USB GROMMET CUTOUT OPTIONS

(\$25 list upcharge per location)

CUT-G38C	G38 Cutout
X	No Grommet

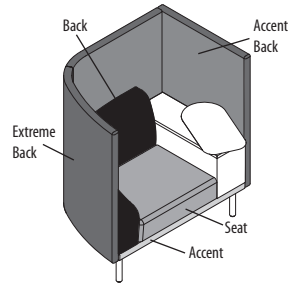
Grommets sold separately; reference page 149 for model numbers and pricing

TO ORDER CONTRASTING FABRIC, SPECIFY

EKLUND

Freestanding Lounge with Privacy pages 139-142 Modular Lounge with Privacy page 145

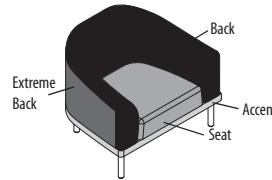
1. Model Number plus "X"
2. Back Fabric Grade Number/Cover Number
3. Back Accent Fabric Grade Number/Cover Number
4. Extreme Back Fabric Grade Number/Cover Number
5. Seat Fabric Grade Number/Cover Number
6. Accent Fabric Grade Number/Cover Number
7. Grommet (when applicable)
8. Tablet Arm Laminate (when applicable)
9. Laminate Color (when applicable)
10. Panel Bracket Paint (when applicable)
11. Leg Material/Finish
12. Glides



Lounge Nook Contrasting Upholstery

Freestanding Lounge without Privacy pages 139-139 Modular Lounge without Privacy page 143

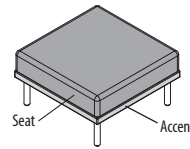
1. Model Number plus "X"
2. Back Fabric Grade Number/Cover Number
3. Extreme Back Fabric Grade Number/Cover Number
4. Seat Fabric Grade Number/Cover Number
5. Accent Fabric Grade Number/Cover Number
6. Leg Material/Finish
7. Glides



Lounge Contrasting Upholstery

Freestanding Bench page 142 Modular Bench page 144

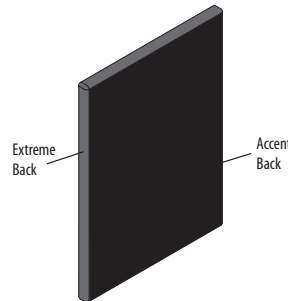
1. Model Number plus "X"
2. Seat Fabric Grade Number/Cover Number
3. Accent Fabric Grade Number/Cover Number
4. Leg Material/Finish
5. Glides



Bench Contrasting Upholstery

Desk Nook and Curved Extension Panel page 142A Spanner and Extension Panels page 146

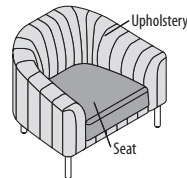
1. Model Number plus "X"
2. Extreme Back Fabric Grade Number/Cover Number
3. Back Accent Fabric Grade Number/Cover Number
4. Leg Material/Finish (when applicable)
5. Glides



Spanner Panel Contrasting Upholstery

Tufted Models pages 139, 141-142

1. Model Number plus "X"
2. Upholstery Fabric Grade Number/Cover Number
3. Seat Fabric Grade Number/Cover Number
4. Leg Material/Finish
5. Glides




Tufted Contrasting Upholstery

TO ORDER, SPECIFY:

1. Model Number
2. Fabric Grade / Cover Number
3. Leg Material / Finish
4. Glide

• See page 137 for Eklund options
 See pages 150-152 for COM fabric yardage

FREESTANDING SINGLE SEAT ARMLESS



Single Seat Armless


MODEL NO.	GRADE / LIST PRICE	GRADE / LIST PRICE									
		1	2/COM	3/COL	4	5	6	7	L7	L8	
N86LF1M	Single Seat, Armless	\$ 2239	2329	2367	2434	2505	2626	2786	3554	3801	
N86LF1MT	Single Seat, Armless, Tufted	3061	3288	3385	3555	3733	4041	4446	6390	7014	

DIMENSIONS

Width	29	Seat Width	29	Back Width	29	Weight	65
Depth	29	Seat Depth	22¼	Back Height	14½	Cubic Ft.	15.9
Height	30	Seat Height	16¼				

- Legs shipped unattached for installment in the field
- Contrasting fabric option – specify X (i.e., N86LF1MX); see page 138. For list pricing, use your electronic specification tool or contact customer service

FREESTANDING SINGLE SEAT WITH ARMS



Tufted Single Seat Arms


MODEL NO.	GRADE / LIST PRICE	GRADE / LIST PRICE									
		1	2/COM	3/COL	4	5	6	7	L7	L8	
N86LF1A	Single Seat, Arms	\$ 2512	2613	2656	2732	2811	2948	3128	3992	4269	
N86LF1AT	Single Seat, Arms, Tufted	3838	4133	4260	4482	4714	5115	5642	8174	8986	

DIMENSIONS

Width	38½	Seat Width	24¼	Arm Height	24¼	Back Width	19	Weight	83
Depth	30¼	Seat Depth	20¼	Arm Width	7	Back Height	13¾	Cubic Ft.	20.7
Height	30	Seat Height	16¼						

- Legs shipped unattached for installment in the field
- Contrasting fabric option – specify X (i.e., N86LF1AX); see page 138. For list pricing, use your electronic specification tool or contact customer service

FREESTANDING TWO SEAT



Two Seat

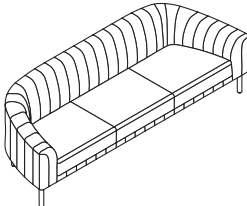
MODEL NO.	GRADE / LIST PRICE	GRADE / LIST PRICE									
		1	2/COM	3/COL	4	5	6	7	L7	L8	
N86LF2A	Two Seat	\$ 3604	3750	3812	3921	4036	4233	4493	5741	6142	
N86LF2AT	Two Seat, Tufted	5077	5388	5521	5754	5998	6420	6975	9639	10494	

DIMENSIONS

Width	68	Seat Width	54½	Arm Height	24¼	Back Width	38¼	Weight	150
Depth	30	Seat Depth	20¼	Arm Width	7	Back Height	14½	Cubic Ft.	36.0
Height	30	Seat Height	16¼						

- Legs shipped unattached for installment in the field
- Contrasting fabric option – specify X (i.e., N86LF2AX); see page 138. For list pricing, use your electronic specification tool or contact customer service

FREESTANDING THREE SEAT



Tufted Three Seat

MODEL NO.	GRADE / LIST PRICE	GRADE / LIST PRICE									
		1	2/COM	3/COL	4	5	6	7	L7	L8	
N86LF3A	Three Seat	\$ 4696	4912	5004	5166	5335	5628	6013	7861	8454	
N86LF3AT	Three Seat, Tufted	6405	6892	7101	7466	7849	8510	9380	13556	14896	

DIMENSIONS

Width	94¼	Seat Width	81	Arm Height	24¼	Back Width	65	Weight	175
Depth	30	Seat Depth	20¼	Arm Width	7	Back Height	14½	Cubic Ft.	49.1
Height	30	Seat Height	16¼						

- Legs shipped unattached for installment in the field
- Contrasting fabric option – specify X (i.e., N86LF3AX); see page 138. For list pricing, use your electronic specification tool or contact customer service

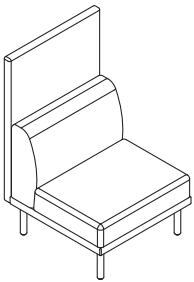
TO ORDER, SPECIFY:

1. Model Number
2. Fabric Grade / Cover Number
3. Leg Material / Finish
4. Glide

• See page 137 for Eklund options

See pages 150-152 for COM fabric yardage

**FREESTANDING
SINGLE SEAT
ARMLESS
WITH PRIVACY**



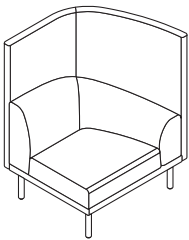
MODEL NO.	GRADE / LIST PRICE										
		1	2/COM	3/COL	4	5	6	7	L7	L8	
N86LF1MP	Single Seat, Armless	\$ 2730	2887	2954	3072	3195	3408	3688	5032	5463	

DIMENSIONS

Width	29	Seat Width	29	Back Width	29	Weight	85
Depth	32	Seat Depth	22½	Back Height	14½	Cubic Ft.	27.8
Height	48	Seat Height	16½				

- Legs shipped unattached for installment in the field
- Contrasting fabric option – specify X (i.e., N86LF1MPX); see page 138. For list pricing, use your electronic specification tool or contact customer service

**FREESTANDING
SINGLE SEAT WITH
ARM AND PRIVACY**



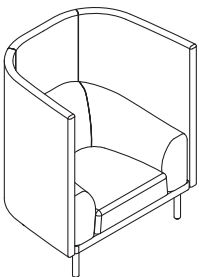
MODEL NO.	GRADE / LIST PRICE										
		1	2/COM	3/COL	4	5	6	7	L7	L8	
N86LF1RP	Single Seat, Right Arm	\$ 2948	3141	3224	3369	3521	3783	4128	5784	6315	
N86LF1LP	Single Seat, Left Arm	2948	3141	3224	3369	3521	3783	4128	5784	6315	

DIMENSIONS

Width	34½	Seat Width	27½	Arm Height	24½	Back Width	21½	Weight	83
Depth	30	Seat Depth	20½	Arm Width	7	Back Height	14½	Cubic Ft.	18.5
Height	30	Seat Height	16½						

- Legs shipped unattached for installment in the field
- For configuring a single booth, use with model N86PVST3636L or N86PVSVT3636L on page 146
- Contrasting fabric option – specify X (i.e., N86LF1RPX); see page 138. For list pricing, use your electronic specification tool or contact customer service

**FREESTANDING
SINGLE SEAT ARMS
WITH PRIVACY**



MODEL NO.	GRADE / LIST PRICE										
		1	2/COM	3/COL	4	5	6	7	L7	L8	
N86LF1AP	Single Seat, Arms	\$ 3276	3536	3648	3843	4048	4401	4866	7098	7814	

DIMENSIONS

Width	43	Seat Width	24½	Arm Height	24½	Back Width	19	Weight	103
Depth	32	Seat Depth	20½	Arm Width	7	Back Height	13½	Cubic Ft.	39.7
Height	48	Seat Height	16½						

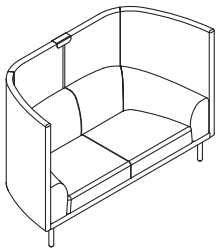
- Legs shipped unattached for installment in the field
- Contrasting fabric option – specify X (i.e., N86LF1APX); see page 138. For list pricing, use your electronic specification tool or contact customer service

TO ORDER, SPECIFY:

1. Model Number
2. Fabric Grade / Cover Number
3. Panel Bracket Paint Color (if applicable)
4. Leg Material / Finish
5. Glide

• See page 137 for Eklund options
See pages 150-152 for COM fabric yardage

**FREESTANDING
TWO SEAT
WITH PRIVACY**



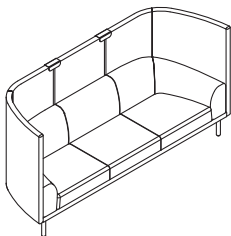
MODEL NO.		GRADE / LIST PRICE									
		1	2/COM	3/COL	4	5	6	7	L7	L8	
N86LF2AP	Two Seat	\$ 4586	4939	5090	5355	5632	6111	6741	9765	10735	

DIMENSIONS

Width	73	Seat Width	54½	Arm Height	24¼	Back Width	38¾	Weight	170
Depth	32	Seat Depth	20¾	Arm Width	7	Back Height	14½	Cubic Ft.	66.5
Height	48	Seat Height	16½						

- Please specify panel bracket paint color
- Legs shipped unattached for installment in the field
- Contrasting fabric option – specify X (i.e., N86LF2APX); see page 138. For list pricing, use your electronic specification tool or contact customer service

**FREESTANDING
THREE SEAT
WITH PRIVACY**



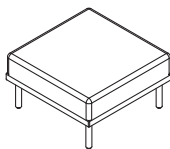
MODEL NO.		GRADE / LIST PRICE									
		1	2/COM	3/COL	4	5	6	7	L7	L8	
N86LF3AP	Three Seat	\$ 6115	6591	6795	7152	7526	8172	9022	13102	14411	

DIMENSIONS

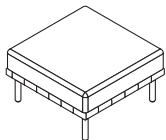
Width	99½	Seat Width	81	Arm Height	24¼	Back Width	65	Weight	195
Depth	32	Seat Depth	20¾	Arm Width	7	Back Height	14½	Cubic Ft.	90.6
Height	48	Seat Height	16½						

- Please specify panel bracket paint color
- Legs shipped unattached for installment in the field
- Contrasting fabric option – specify X (i.e., N86LF3APX); see page 138. For list pricing, use your electronic specification tool or contact customer service

**FREESTANDING
BENCH**



Center Bench



Tufted Center Bench

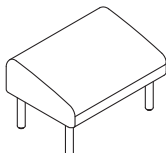
MODEL NO.		GRADE / LIST PRICE									
		1	2/COM	3/COL	4	5	6	7	L7	L8	
N86BF1C	Center, Freestanding	\$ 1529	1593	1621	1669	1720	1807	1922	2474	2651	
N86BF1CT	Center, Freestanding, Tufted	2247	2324	2357	2415	2475	2580	2717	3377	3589	

DIMENSIONS

Width	30¾	Weight	44
Depth	30	Cubic Ft.	9.6
Height	16¾		

- Legs shipped unattached for installment in the field
- Contrasting fabric option – specify X (i.e., N86BF1CX); see page 138. For list pricing, use your electronic specification tool or contact customer service

OTTOMAN



MODEL NO.		GRADE / LIST PRICE									
		1	2/COM	3/COL	4	5	6	7	L7	L8	
N86D1	Ottoman	\$ 1201	1229	1241	1262	1284	1322	1372	1612	1689	

DIMENSIONS

Width	26¾	Weight	25
Depth	18¾	Cubic Ft.	5.9
Height	16		

- Legs shipped unattached for installment in the field
- Contrasting fabric option – specify X (i.e., N86D1X); see page 138. For list pricing, use your electronic specification tool or contact customer service

EKLUND

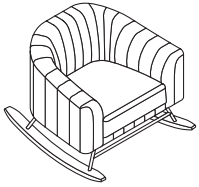
EKLUND

TO ORDER, SPECIFY:

1. Model Number
2. Fabric Grade / Cover Number
3. Metal Paint
4. Wood Finish

• See page 137 for Eklund options
See pages 150-152 for COM fabric yardage

ROCKER



Tufted Rocker

MODEL NO.

GRADE / LIST PRICE

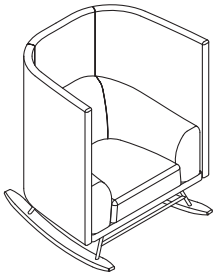
		1	2/COM	3/COL	4	5	6	7	L7	L8
N86RK1A	Rocker	\$ 3604	3705	3748	3824	3903	4040	4220	5084	5361
N86RK1AT	Rocker, Tufted	4856	5151	5278	5500	5732	6133	6660	9192	10004

DIMENSIONS

Width	38½	Seat Width	24¾	Arm Height	24¾	Back Width	19	Weight	146
Depth	39¾	Seat Depth	20¾	Arm Width	7	Back Height	14½	Cubic Ft.	29.7
Height	30	Seat Height	16¾						

- Shipped fully assembled
- Contrasting fabric option – specify X (i.e., N86RK1AX); see page 138. For list pricing, use your electronic specification tool or contact customer service

ROCKER WITH PRIVACY



		1	2/COM	3/COL	4	5	6	7	L7	L8
N86RK1AP	Rocker	\$ 4368	4628	4740	4935	5140	5493	5958	8190	8906

DIMENSIONS

Width	43	Seat Width	24¾	Arm Height	24¾	Back Width	19	Weight	156
Depth	30¾	Seat Depth	20¾	Arm Width	7	Back Height	14½	Cubic Ft.	52.0
Height	48	Seat Height	16¾						

- Shipped fully assembled
- Contrasting fabric option – specify X (i.e., N86RK1APX); see page 138. For list pricing, use your electronic specification tool or contact customer service

LOUNGE NOOK TO ORDER, SPECIFY:

1. Model Number
2. Fabric Grade / Cover Number
3. Grommet
4. Tablet Arm Laminate Color
5. Console Laminate Color
6. Leg Material / Finish
7. Glide

DESK NOOK TO ORDER, SPECIFY:

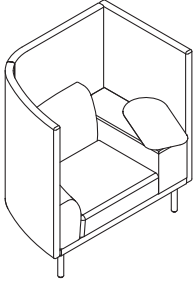
1. Model Number
2. Fabric Grade / Cover Number
3. Grommet
4. Light
5. Worksurface Laminate Color
6. Glide

CURVED EXTENSION TO ORDER, SPECIFY:

1. Model Number
2. Fabric Grade / Cover Number
3. Panel Bracket Paint Color
4. Glide

• See page 137 for Eklund options
See pages 150-152 for COM fabric yardage

FREESTANDING LOUNGE NOOK



Left Nook

MODEL NO.

GRADE / LIST PRICE


		1	2/COM	3/COL	4	5	6	7	L7	L8
N86PD1TLP	Lounge Nook, Left	\$ 4586	4852	4966	5166	5375	5736	6211	8491	9222
N86PD1TRP	Lounge Nook, Right	4586	4852	4966	5166	5375	5736	6211	8491	9222

DIMENSIONS

Width	49¼	Seat Width	27¼	Arm Height	24¼	Back Width	20¼	Console Width	10	Weight	100
Depth	32	Seat Depth	20¼	Arm Width	7	Back Height	14½	Console Height	20¼	Cubic Ft.	44.5
Height	48	Seat Height	16¼					Tablet Surface Height	27¼		

- Legs shipped unattached for installment in the field
- Grommet cutout option CUT-G38C is available on all models. For grommet location, see line art for Console Tables on page 148
- Contrasting fabric option – specify X (i.e., N86PD1TLPX); see page 138. For list pricing, use your electronic specification tool or contact customer service

FREESTANDING DESK NOOK



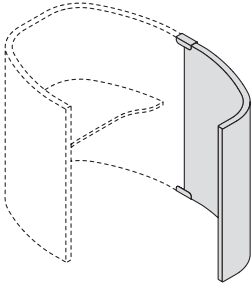
		1	2/COM	3/COL	4	5	6	7	L7	L8
N86NK1PL	Desk Nook, Laminate	\$ 4274	4551	4670	4878	5096	5472	5967	8343	9105

DIMENSIONS

Width	49¾	Desk Width	44¾	Weight	141
Depth	38¾	Desk Depth	28	Cubic Ft.	70.3
Height	54	Desk Height	29		

- Power cutout CUT-G38 available in worksurface. See options page 137
- Light cutout, CUT-LT1L for left-hand and CUT-LT1R for right-hand, available in worksurface. See options page 137
- Built in wire manager is standard, additional wire management recommended for use when combining power grommet and LED light. See page 149A
- When combining power grommet and LED light, also specify the convenience outlet on page 149 for a single plug solution
- Adjustable leveling glides support privacy panel structure
- Contrasting fabric option – specify X (i.e., N86NK1PLX); see page 138. For list pricing, use your electronic specification tool or contact customer service

CURVED EXTENSION PANEL



Right Extension Panel

		1	2/COM	3/COL	4	5	6	7	L7	L8
N86PVECR	Curved Panel, Right	\$ 2027	2164	2223	2326	2434	2620	2865	4041	4418
N86PVECL	Curved Panel, Left	2027	2164	2223	2326	2434	2620	2865	4041	4418

DIMENSIONS

Width	24¾	Weight	63
Depth	38¾	Cubic Ft.	24.4
Height	54		

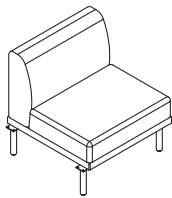
- For use with desk nook, hardware included for field installation
- Adjustable leveling glides support privacy panel structure
- Contrasting fabric option – specify X (i.e., N86PVECRX); see page 138. For list pricing, use your electronic specification tool or contact customer service

TO ORDER, SPECIFY:

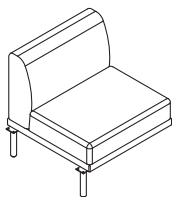
1. Model Number
2. Fabric Grade / Cover Number
3. Leg Material / Finish
4. Glide

• See page 137 for Eklund options
 See pages 150-152 for COM fabric yardage

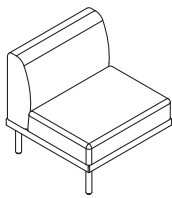
MODULAR SINGLE SEAT ARMLESS



Armless, Starter



Armless, Add-on



Armless, End

MODEL NO.

GRADE / LIST PRICE

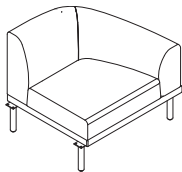
			1	2/COM	3/COL	4	5	6	7	L7	L8
N86LS1M	Armless, Starter	\$	2075	2165	2203	2270	2341	2462	2622	3390	3637
N86LA1M	Armless, Add-On		1966	2056	2094	2161	2232	2353	2513	3281	3528
N86LE1M	Armless, End		1966	2056	2094	2161	2232	2353	2513	3281	3528

DIMENSIONS

Width	29	Seat Width	29	Back Width	29	Weight	65
Depth	29	Seat Depth	22¾	Back Height	14½	Cubic Ft.	15.9
Height	30	Seat Height	16¾				

- When using ganging models, a "Starter" model must be used at the start of a run and an "End" model to end the run. "Add-on" models are used between the starter and end to add additional seats
- Ganging hardware is integrated within the leg design, shipped unattached
- Contrasting fabric option – specify X (i.e., N86LS1MX); see page 138. For list pricing, use your electronic specification tool or contact customer service

MODULAR SINGLE SEAT WITH ARM



Left Arm Starter


			1	2/COM	3/COL	4	5	6	7	L7	L8
N86LS1R	Right Arm, Starter	\$	2293	2377	2413	2476	2542	2656	2806	3526	3757
N86LE1R	Right Arm, End		2184	2268	2304	2367	2433	2547	2697	3417	3648
N86LS1L	Left Arm, Starter		2293	2377	2413	2476	2542	2656	2806	3526	3757
N86LE1L	Left Arm, End		2184	2268	2304	2367	2433	2547	2697	3417	3648

DIMENSIONS

Width	34½	Seat Width	27¾	Arm Height	24¾	Back Width	21½	Weight	83
Depth	30	Seat Depth	20¾	Arm Width	7	Back Height	14½	Cubic Ft.	18.5
Height	30	Seat Height	16¾						

- Ganging hardware is integrated within the leg design, shipped unattached
- Contrasting fabric option – specify X (i.e., N86LS1RX); see page 138. For list pricing, use your electronic specification tool or contact customer service

MODULAR CORNER



Corner Starter

			1	2/COM	3/COL	4	5	6	7	L7	L8
N86LSCNM	Corner, Starter	\$	2730	2850	2902	2992	3087	3250	3465	4497	4828
N86LACNM	Corner, Add-On		2621	2741	2793	2883	2978	3141	3356	4388	4719
N86LECNM	Corner, End		2621	2741	2793	2883	2978	3141	3356	4388	4719

DIMENSIONS

Width	66	Seat Width	56½	Back Width	56½	Weight	130
Depth	34½	Seat Depth	27¾	Back Height	14½	Cubic Ft.	39.5
Height	30	Seat Height	16¾				

- Ganging hardware is integrated within the leg design, shipped unattached
- Contrasting fabric option – specify X (i.e., N86LSCNMX); see page 138. For list pricing, use your electronic specification tool or contact customer service

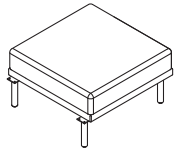
TO ORDER, SPECIFY:

1. Model Number
2. Fabric Grade / Cover Number
3. Leg Material / Finish
4. Glide

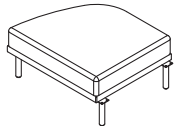
• See page 137 for Eklund options

See pages 150-152 for COM fabric yardage

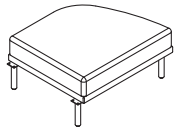
MODULAR BENCH



Center, Starter



Right, Starter



Left, Starter

MODEL NO.

GRADE / LIST PRICE

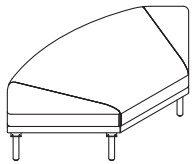
		1	2/COM	3/COL	4	5	6	7	L7	L8
N86BS1C	Center, Starter	\$ 1420	1484	1512	1560	1611	1698	1813	2365	2542
N86BA1C	Center, Add-On	1310	1374	1402	1450	1501	1588	1703	2255	2432
N86BE1C	Center, End	1310	1374	1402	1450	1501	1588	1703	2255	2432
N86BS1R	Right, Starter	1420	1479	1504	1548	1594	1674	1779	2283	2445
N86BE1R	Right, End	1310	1369	1394	1438	1484	1564	1669	2173	2335
N86BS1L	Left, Starter	1420	1479	1504	1548	1594	1674	1779	2283	2445
N86BE1L	Left, End	1310	1369	1394	1438	1484	1564	1669	2173	2335

DIMENSIONS

Width - Center	30¼	Width - Left/Right	35½	Weight	44
Depth - Center	30	Depth - Left/Right	30	Cubic Ft. - Center	11
Height - Center	16¼	Height - Left/Right	16¼	Cubic Ft. - Left/Right	9.6

- Ganging hardware is integrated within the leg design, shipped unattached
- Contrasting fabric option – specify X (i.e., N86BS1CX); see page 138. For list pricing, use your electronic specification tool or contact customer service

MODULAR CORNER BENCH



Corner Starter

		1	2/COM	3/COL	4	5	6	7	L7	L8
N86BSCN	Corner, Starter	\$ 1966	2033	2062	2112	2165	2256	2376	2952	3137
N86BACN	Corner, Add-On	1856	1923	1952	2002	2055	2146	2266	2842	3027
N86BECN	Corner, End	1856	1923	1952	2002	2055	2146	2266	2842	3027

DIMENSIONS

Width	67½	Weight	80
Depth	35¼	Cubic Ft.	22.4
Height	16¼		

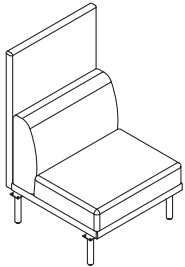
- Ganging hardware is integrated within the leg design, shipped unattached
- Contrasting fabric option – specify X (i.e., N86BSCNX); see page 138. For list pricing, use your electronic specification tool or contact customer service

TO ORDER, SPECIFY:

1. Model Number
2. Fabric Grade / Cover Number
3. Panel Bracket Paint
4. Leg Material / Finish
5. Glide

- See page 137 for Eklund options
- See pages 150-152 for COM fabric yardage

MODULAR SINGLE SEAT WITH PRIVACY



Armless Starter

MODEL NO.

GRADE / LIST PRICE

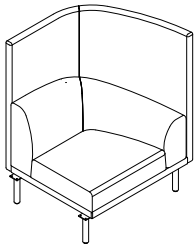
		1	2/COM	3/COL	4	5	6	7	L7	L8
N86LS1MP	Armless, Starter	\$ 2621	2778	2845	2963	3086	3299	3579	4923	5354
N86LA1MP	Armless, Add-On	2512	2669	2736	2854	2977	3190	3470	4814	5245
N86LE1MP	Armless, End	2512	2669	2736	2854	2977	3190	3470	4814	5245

DIMENSIONS

Width	29	Seat Width	29	Back Width	29	Weight	85
Depth	32	Seat Depth	22½	Back Height	14½	Cubic Ft.	27.8
Height	48	Seat Height	16¼				

- Ganging hardware is integrated within the leg design, shipped unattached
- Contrasting fabric option – specify X (i.e., N86LS1MPX); see page 138. For list pricing, use your electronic specification tool or contact customer service

MODULAR SINGLE SEAT WITH ARM AND PRIVACY



Left Arm Starter

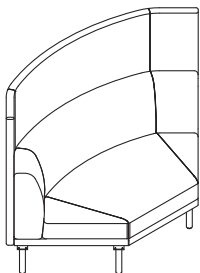
		1	2/COM	3/COL	4	5	6	7	L7	L8
N86LS1RP	Right Arm, Starter	\$ 2839	3032	3115	3260	3412	3674	4019	5675	6206
N86LE1RP	Right Arm, End	2730	2923	3006	3151	3303	3565	3910	5566	6097
N86LS1LP	Left Arm, Starter	2839	3032	3115	3260	3412	3674	4019	5675	6206
N86LE1LP	Left Arm, End	2730	2923	3006	3151	3303	3565	3910	5566	6097

DIMENSIONS

Width	37	Seat Width	27¾	Arm Height	24¼	Back Width	21½	Weight	103
Depth	32	Seat Depth	20¾	Arm Width	7	Back Height	14¾	Cubic Ft.	34.2
Height	48	Seat Height	16¼						

- Ganging hardware is integrated within the leg design, shipped unattached
- Contrasting fabric option – specify X (i.e., N86LS1RPX); see page 138. For list pricing, use your electronic specification tool or contact customer service

MODULAR CORNER WITH PRIVACY



Corner Starter

		1	2/COM	3/COL	4	5	6	7	L7	L8
N86LSCNMP	Corner, Starter	\$ 3713	3926	4017	4177	4344	4633	5013	6837	7422
N86LACNMP	Corner, Add-On	3604	3817	3908	4068	4235	4524	4904	6728	7313
N86LECNMP	Corner, End	3604	3817	3908	4068	4235	4524	4904	6728	7313

DIMENSIONS

Width	69½	Seat Width	56½	Back Width	56½	Weight	130
Depth	37	Seat Depth	27¾	Back Height	14½	Cubic Ft.	79.8
Height	48	Seat Height	16¼				

- Ganging hardware is integrated within the leg design, shipped unattached
- Contrasting fabric option – specify X (i.e., N86LSCNMPX); see page 138. For list pricing, use your electronic specification tool or contact customer service

PRIVACY PANEL TO ORDER, SPECIFY:

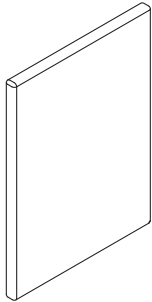
1. Model Number
2. Fabric Grade / Cover Number
3. Panel Bracket Paint Color
4. Leg Material / Finish (if applicable)
5. Glide (if applicable)

PANEL WITH TABLE TO ORDER, SPECIFY:

1. Model Number
2. Fabric Grade / Cover Number
3. Panel Bracket Paint Color
4. Leg Color
5. Laminate Color
6. Grommet
7. Glide

• See page 137 for Eklund options
See pages 150-152 for COM fabric yardage

MODULAR PRIVACY PANEL



MODEL NO.

GRADE / LIST PRICE

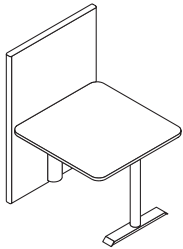
			1	2/COM	3/COL	4	5	6	7	L7	L8
N86PVS	Spanner Panel	\$	874	944	974	1027	1082	1177	1302	1902	2094
N86PVE	Extension Panel		983	1053	1083	1136	1191	1286	1411	2011	2203

DIMENSIONS

Width	29	Weight	45
Depth	2½	Cubic Ft.	2.9
Height - Spanner	40		
Height - Extension	48		

- Spanner panels are supported by the privacy panels of lounge units on either side with four panel connection brackets, installed in field
- Extension panels are supported by the privacy panel of an adjacent lounge model on one side and an included leg on the free end
- Spanner and Extension panels cannot be attached to each other in any variation
- Due to spanner and extension panel attachment, they cannot be added onto lounge units without privacy, or onto benches or tables
- Panels extend the privacy panels of privacy lounge units, therefore, cannot be used on the end of a unit (perpendicular to existing privacy)
- Contrasting fabric option – specify X (i.e., N86PVEX); see page 138. For list pricing, use your electronic specification tool or contact customer service

PRIVACY PANEL WITH TABLE



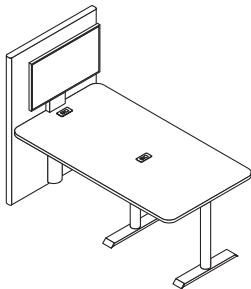
			1	2/COM	3/COL	4	5	6	7	L7	L8
N86PVST3636L	36" x 36", Laminate	\$	2207	2298	2337	2405	2477	2600	2763	3543	3793
N86PVST3666L	36" x 66", Laminate		2512	2603	2642	2710	2782	2905	3068	3848	4098

DIMENSIONS

DIMENSIONS				SINGLE SEAT			TWO SEAT	
Width	36	Table Width	36	Weight	118	Weight	183	
Single Seat Depth	38¾	Table Height	27¼	Cubic Ft.	10	Cubic Ft.	12	
Two Seat Depth	68							
Height	53¾							

- Spanner panels are supported by the privacy panels of adjacent lounge units. Note: Once installed in field, attachment brackets are present on panels of adjacent lounge units
- Laminate worksurface requires field installation
- When grommet cutout CUT-G38 is specified, a 36" unit always receives one cutout and a 66" unit always receives two cutouts
- Electrical kit NACEL4KT5 and a 4-trac power infeed should be specified to power a 66" unit with grommets
- The free end of spanner panel tables are supported by a cylinder base and foot with adjustable glides. Available in all metal colors
- Contrasting fabric option – specify X (i.e., N86PVST3636LX); see page 138. For list pricing, use your electronic specification tool or contact customer service

PRIVACY PANEL WITH MEDIA AND TABLE



			1	2/COM	3/COL	4	5	6	7	L7	L8
N86PVSVT3636L	36" x 36", Laminate	\$	2531	2622	2661	2729	2801	2924	3087	3867	4117
N86PVSVT3666L	36" x 66", Laminate		2835	2926	2965	3033	3105	3228	3391	4171	4421

DIMENSIONS

DIMENSIONS				SINGLE SEAT			TWO SEAT	
Width	36	Table Width	36	Weight	143	Weight	208	
Two Seat Depth	38¾	Table Height	27¼	Cubic Ft.	12	Cubic Ft.	14	
Three Seat Depth	68							
Height	53¾							

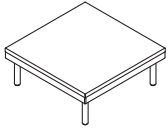
- Spanner panels are supported by the privacy panels of adjacent lounge units. Note: Once installed in field, attachment brackets are present on panels of adjacent lounge units
- Included TV Mount has a 100 lb. weight limit once installed and is shipped separately for field installation
- When grommet cutout CUT-G38 is specified, a 36" unit always receives one cutout 4" from the panel and a 66" unit always receives two cutouts, 4" and 35½" from the panel
- Electrical kit NACEL4KT5 and a 4-trac power infeed should be specified to power a 66" unit with grommets. Convenience outlet NAC03ELUPPC can be specified to power the TV
- Laminate worksurface requires field installation
- Grommet cutout CUT-G38 available in worksurface
- The free end of spanner panel tables are supported by a cylinder base and foot with adjustable glides. Available in all metal colors
- Contrasting fabric option – specify X (i.e., N86PVSVT3636LX); see page 138. For list pricing, use your electronic specification tool or contact customer service

TO ORDER, SPECIFY:

1. Model Number
2. Laminate / Solid Surface Color
3. Fabric Grade / Cover Number
4. Leg Material / Finish
5. Glide

- See page 137 for Eklund options
- See pages 150-152 for COM fabric yardage

SQUARE END TABLES



Freestanding End Table

MODEL NO.

GRADE / LIST PRICE

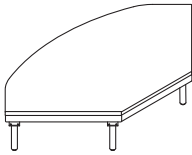
		1	2/COM	3/COL	4	5	6	7	L7	L8
N86T2929ENL	Freestanding, Laminate	\$ 1310	1330	1338	1353	1368	1395	1430	1598	1652
N86T2929ENS	Freestanding, Solid Surface, Grade A	2293	2313	2321	2336	2351	2378	2413	2581	2635
N86TS29EL	Starter, Laminate	1201	1221	1229	1244	1259	1286	1321	1489	1543
N86TS29ES	Starter, Solid Surface, Grade A	2129	2149	2157	2172	2187	2214	2249	2417	2471
N86TA29EL	Add-On, Laminate	1201	1221	1229	1244	1259	1286	1321	1489	1543
N86TA29ES	Add-On, Solid Surface, Grade A	2020	2040	2048	2063	2078	2105	2140	2308	2362
N86TE29EL	End, Laminate	1201	1221	1229	1244	1259	1286	1321	1489	1543
N86TE29ES	End, Solid Surface, Grade A	2020	2040	2048	2063	2078	2105	2140	2308	2362

DIMENSIONS

Width	29	Weight - Laminate	75
Depth	29	Weight - Solid Surface	85
Height	11½	Cubic Ft.	5.3

- For Solid Surface Grades B and C list pricing, use your electronic specification tool or contact customer service
- Legs shipped unattached for installment in the field
- Ganging hardware is integrated within the leg design, shipped unattached (if applicable)

CORNER TABLES



Starter Corner

		1	2/COM	3/COL	4	5	6	7	L7	L8
N86TS10NL	Starter, Laminate	\$ 1966	1977	1982	1990	1999	2014	2034	2130	2161
N86TS10NS	Starter, Solid Surface, Grade A	3167	3178	3183	3191	3200	3215	3235	3331	3362
N86TA10NL	Add-On, Laminate	1856	1867	1872	1880	1889	1904	1924	2020	2051
N86TA10NS	Add-On, Solid Surface, Grade A	3058	3069	3074	3082	3091	3106	3126	3222	3253
N86TE10NL	End, Laminate	1856	1867	1872	1880	1889	1904	1924	2020	2051
N86TE10NS	End, Solid Surface, Grade A	3058	3069	3074	3082	3091	3106	3126	3222	3253

DIMENSIONS

Width	65¼	Weight - Laminate	100
Depth	34¾	Weight - Solid Surface	130
Height	11½	Cubic Ft.	12.8

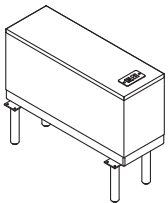
- For Solid Surface Grades B and C list pricing, use your electronic specification tool or contact customer service
- Ganging hardware is integrated within the leg design, shipped unattached

TO ORDER, SPECIFY:

1. Model Number
2. Tablet Arm Laminate (if applicable)
3. Laminate / Solid Surface Color
4. Fabric Grade / Cover Number
5. Grommet (if applicable)
6. Leg Material / Finish
7. Glide

- See page 137 for Eklund options
- See pages 150-152 for COM fabric yardage

CONSOLE TABLES



Starter Console Table, Grommet

MODEL NO.

GRADE / LIST PRICE

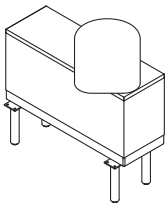
		1	2/COM	3/COL	4	5	6	7	L7	L8
N86TS10CL	Starter, Laminate	\$ 1310	1321	1326	1334	1343	1358	1378	1474	1505
N86TS10CS	Starter, Solid Surface, Grade A	1856	1867	1872	1880	1889	1904	1924	2020	2051
N86TA10CL	Add-On, Laminate	1201	1212	1217	1225	1234	1249	1269	1365	1396
N86TA10CS	Add-On, Solid Surface, Grade A	1747	1758	1763	1771	1780	1795	1815	1911	1942
N86TE10CL	End, Laminate	1201	1212	1217	1225	1234	1249	1269	1365	1396
N86TE10CS	End, Solid Surface, Grade A	1747	1758	1763	1771	1780	1795	1815	1911	1942

DIMENSIONS

Width	10	Weight - Laminate	50
Depth	29	Weight - Solid Surface	60
Height	20¾	Cubic Ft.	5.3

- For Solid Surface Grades B and C list pricing, use your electronic specification tool or contact customer service
- Solid surface models feature laminate vertical panels
- Ganging hardware is integrated within the leg design, shipped unattached
- Grommet cutout option CUT-G38C is available on laminate models

TABLET CONSOLE TABLES



Left Starter Tablet Console Table

		1	2/COM	3/COL	4	5	6	7	L7	L8
N86TS10CTLL	Starter, Laminate, Left	\$ 1529	1540	1545	1553	1562	1577	1597	1693	1724
N86TS10CTRL	Starter, Laminate, Right	1529	1540	1545	1553	1562	1577	1597	1693	1724
N86TA10CTLL	Add-On, Laminate, Left	1420	1431	1436	1444	1453	1468	1488	1584	1615
N86TA10CTRL	Add-On, Laminate, Right	1420	1431	1436	1444	1453	1468	1488	1584	1615
N86TE10CTLL	End, Laminate, Left	1420	1431	1436	1444	1453	1468	1488	1584	1615
N86TE10CTRL	End, Laminate, Right	1420	1431	1436	1444	1453	1468	1488	1584	1615

DIMENSIONS

Width	10	Tablet Surface Height	27¾	Weight	70
Depth	28¾			Cubic Ft.	4.9
Height	20¾				

- Tablet support column is always black
- Ganging hardware is integrated within the leg design, shipped unattached
- Grommet cutout option CUT-G38C is available on all models. For grommet location, see line art for Console Tables

TO ORDER, SPECIFY:

1. Model Number

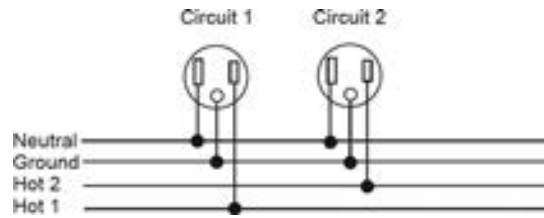
POWER ENTRY



Plug View

MODEL NO.		LIST PRICE		CARTONED WEIGHT	CUBIC FEET
NAC72ELE4H	Electrical Power Entry (Hardwire) + 4WC	\$ 159	Circuits 1 and 2	1.95 lbs.	0.38
NAC48ELE4P	48" Electrical Power Entry (20 amp Plug)	231	Circuit 1	1.95 lbs.	0.38
NAC72ELE4P	72" Electrical power entry (20 amp Plug)	261	Circuit 1	2.45 lbs.	0.38

- Specify model number only
- Must be ordered with power or USB grommet and electrical kits
- 1 power entry is necessary to power 1 or multiple units



ELECTRICAL KITS

NACEL4KTB5	H-Block	\$ 229		1 lbs.	0.25
NACEL4KTB1	H-Block, 12" Jumper Male / Male	160		1.1 lbs.	0.28
NACEL4KTB2	H-Block, 31" Jumper Male / Male	177		1.3 lbs.	0.33
NACEL4KTB3	H-Block, 37" Jumper Male / Male	183		1.36 lbs.	0.36
NACEL4KTB4	H-Block, 47" Jumper Male / Male	194		1.4 lbs.	0.39

- Specify model number only
- Use specification guide below to determine necessary power kits for each unit in a configuration
- Reference typicals on pages 149B-149D for visual representation

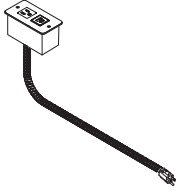
ELECTRICAL KIT SPECIFICATION GUIDE

MODULAR COMPONENT	4-TRAC KIT NEEDED	QUANTITY
Console Tables	NACEL4KTB1	1
End Tables, Center Bench, Armless Lounge	NACEL4KTB2	1
Single Arm Lounge, Left and Right Bench	NACEL4KTB3	1
Corner Lounge, Benches and Tables	NACEL4KTB4	1
Spanner Panel with Table, 36" Table	NACEL4KTB5	1
Spanner Panel with Table, 66" Table	NACEL4KTB5	1

TO ORDER, SPECIFY:

1. Model Number

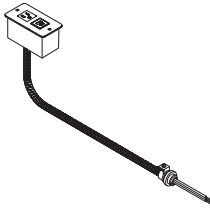
POWER/USB GROMMET - PLUGGED



MODEL NO.		LIST PRICE	CARTONED WEIGHT	CUBIC FEET
NACG38AELPGB	Black	\$ 404	1.5 lbs.	0.3
NACG38AELPGS	Silver	404	1.5 lbs.	0.3
NACG38AELPGW	White	404	1.5 lbs.	0.3

- Features 1 power outlet and 1 USB (A+C) combo ports
- Includes black 108" long 3-prong power cord
- Power outlet provides 15 amps

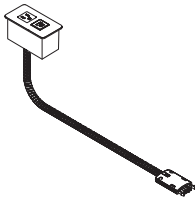
POWER/USB GROMMET HARDWIRE



NACG38AELHCB	Hardwire, Black	\$ 487	1.75 lbs.	0.3
NACG38AELHCS	Hardwire, Silver	487	1.75 lbs.	0.3
NACG38AELHCW	Hardwire, White	487	1.75 lbs.	0.3

- Features 1 power outlet and 1 USB (A+C) combo ports
- Metal conduit hardwire is 108" long
- Power outlet provides 15 amps

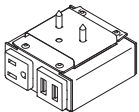
POWER/USB GROMMET 4-TRAC



NACG38AELPDB	Black	\$ 479	2.0 lbs.	0.3
NACG38AELPDS	Silver	479	2.0 lbs.	0.3
NACG38AELPDW	White	479	2.0 lbs.	0.3

- Non-sequential daisy chain solution
- Must use with power entry and electrical kit
- Features 1 power outlet and 1 USB (A+C) combo ports
- 36" long cord
- Up to 20 grommets can be linked together for each power entry

UNDERMOUNT USB POWER UNIT



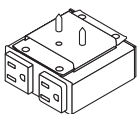
NAC03ELUPDC	Black only	\$ 301	2 lbs.	0.3
-------------	------------	--------	--------	-----

DIMENSIONS

Width	3
Depth	3
Height	1½

- Can be mounted to the underside of any flat surface
- Features 1 power outlet and 2 USB (A) ports
- 72" 15 amp cord

UNDERMOUNT MINI-TAP OUTLET



NAC03ELUPPC	Black only	\$ 125	1.2 lbs.	2.3
-------------	------------	--------	----------	-----

DIMENSIONS

Width	3
Depth	3
Height	1½

- For use on Desk Nook when power and light are both specified
- Available to power TV on 66" Privacy Panel with Media and Table

TO ORDER, SPECIFY:

1. Model Number
2. Paint (when applicable)

LED LIGHT

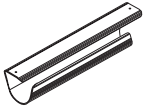
NAC13LTM	Silver	\$ 254	2½	9	15	lbs.	0.3
----------	--------	--------	----	---	----	------	-----



- For use in desk nook worksurface when cut-out is specified, see options page 137
- If using in conjunction with power grommet, convenience outlet NAC03ELUPPC is recommended
- Features flexible neck for customer adjustability
- Features integrated touch dimmer

UNDERSURFACE WIRE MANAGER

NAC17WMH	Black	\$ 58	2½	17	4¼	3 lbs.	0.5
----------	-------	-------	----	----	----	--------	-----



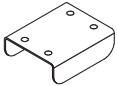
- Recommended for use on desk nook when combining power and light

PANEL GANGING BRACKET

N86SBKT	Single Panel Connection Bracket	\$ 105	2½	6	2	1 lbs.	1.0
N86DBKT	Double Panel Connection Bracket	189	4¾	6	2	1.5 lbs.	0.3



Single Bracket



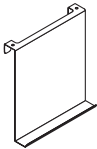
Double Bracket

- For use when ganging two freestanding units that feature privacy panels
- Single Bracket for use when ganging two panels end-to-end, see typicals on page 149C
- Double bracket for use when ganging two panels back-to-back, see typicals on pages 149B-149C
- Installation instructions and necessary hardware included
- Available in all metal paint colors

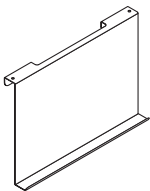
MAGNETIC MARKER BOARD

MARKER TRAY DEPTH

N86MBS1618	Marker Board, Small	\$ 394	5½	16	18	2¼	8 lbs.	1.9
N86MBS2820	Marker Board, Large	473	5½	28	20	2¼	16 lbs.	3.2



Small Marker Board



Large Marker Board

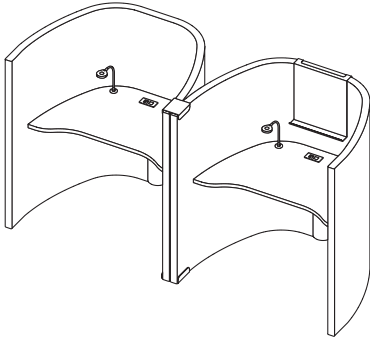
- For use on any flat span of privacy panel
- Made from 14 gauge sheet metal and painted with writable designer white powder-coat
- Marker boards can be permanently attached with flathead Phillips #14x1 screws

HOOK

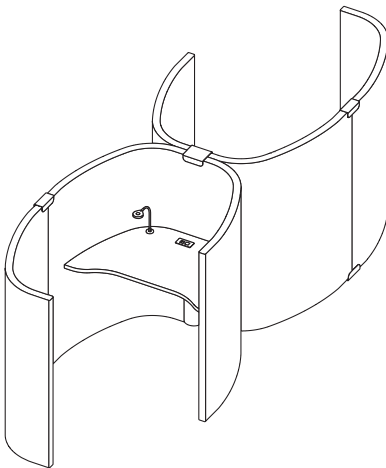
N86CH	Hook	\$ 158	1½	4¾	4	0.3 lbs.	0.3
-------	------	--------	----	----	---	----------	-----



- For use on any privacy panel
- Available in all metal paint colors
- A hook can be permanently attached with a flathead Phillips #14x1 screw

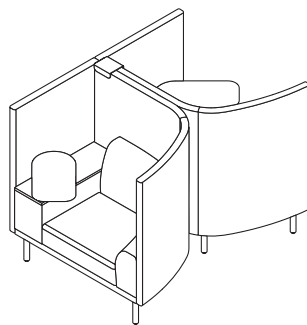
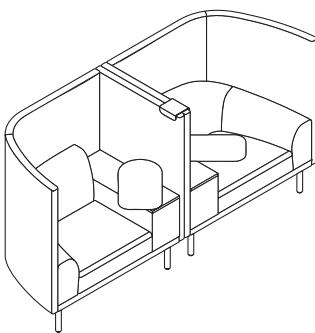


MODEL NO.	QUANTITY	DESCRIPTION	GRADE 1 LIST PRICE
N86NK1PL	(2)	Desk Nook (with light and grommet cutouts)	\$ 4324 ea
NAC13LTM	(2)	LED Light	254 ea
N86DBKT	(2)	Double Panel Connection Bracket	189 ea
N86MBS1618	(1)	Magnetic Marker Board	394
NACG38AELPGB	(2)	Power/USB Grommet Plug	404 ea
NAC03ELUPPC	(2)	Convenience Mini-Tap Outlet	125 ea
Total			\$ 10,986



MODEL NO.	QUANTITY	DESCRIPTION	GRADE 1 LIST PRICE
N86NK1PL	(2)	Desk Nook (with light and grommet cutouts)	\$ 4324 ea
N86PVECL	(2)	Curved Extension Panel, Left	2027 ea
N86DBKT	(2)	Double Panel Connection Bracket	189 ea
NAC13LTM	(2)	LED Light	254 ea
NACG38AELPGB	(2)	Power/USB Grommet Plug	404 ea
NAC03ELUPPC	(2)	Convenience Mini-Tap Outlet	125 ea
Total			\$ 14,646

*Connection brackets are shipped with curved extension panels models, N86PVECL and N86PVECR, for attachment to desk nook

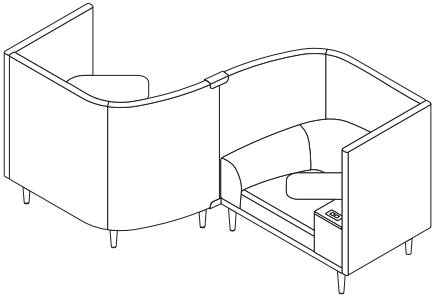


MODEL NO.	QUANTITY	DESCRIPTION	GRADE 1 LIST PRICE
N86PD1TLP	(1)	Lounge Nook, Left (with grommet cutout)	\$ 4611
N86PD1TRP	(1)	Lounge Nook, Right (with grommet cutout)	4611
N86DBKT	(2)	Double Panel Connection Bracket	189 ea
NACG38AELPDB	(2)	Power/USB Grommet 4-trac	479 ea
NACEL4KTB1	(1)	H-Block, 12" Jumper Male/Male	160
NACEL4KTB5	(1)	H-Block	229
NAC48ELE4P	(1)	48" Power Entry	231
Total			\$ 11,178

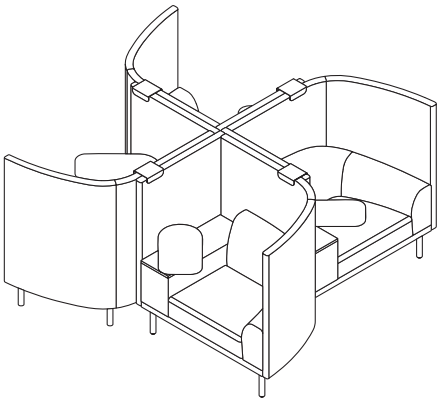
*Both configurations pictured to the left can be accomplished with the specifications listed above

EKLUND

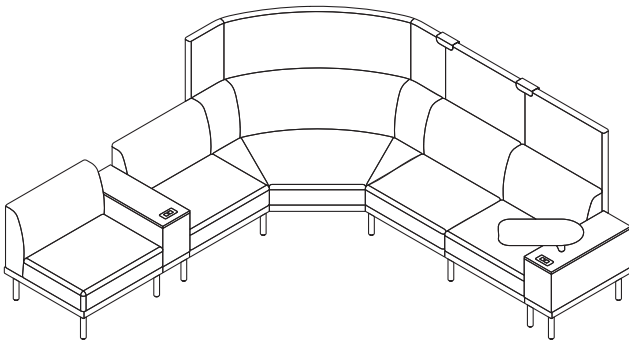
EKLUND



MODEL NO.	QUANTITY	DESCRIPTION	GRADE 1 LIST PRICE
N86PD1TLP	(2)	Lounge Nook, Left (with grommet cutout)	\$ 4611 ea
N86SBKT	(2)	Single Panel Connection Bracket	105 ea
NACG38AELPGB	(2)	Power/USB Grommet Plug	404 ea
Total			\$ 10,240

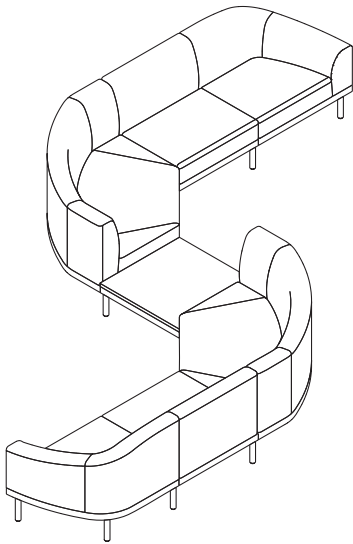


MODEL NO.	QUANTITY	DESCRIPTION	GRADE 1 LIST PRICE
N86PD1TRP	(4)	Lounge Nook, Right (with grommet cutout)	\$ 4611 ea
N86DBKT	(8)	Double Panel Connection Bracket	189 ea
NACG38AELPDB	(4)	Power/USB Grommet 4-trac	479 ea
NACEL4KTB1	(3)	H-Block, 12" Jumper Male/Male	160 ea
NACEL4KTB5	(1)	H-Block	229
NAC48ELE4P	(1)	48" Power Entry	231
Total			\$ 22,812

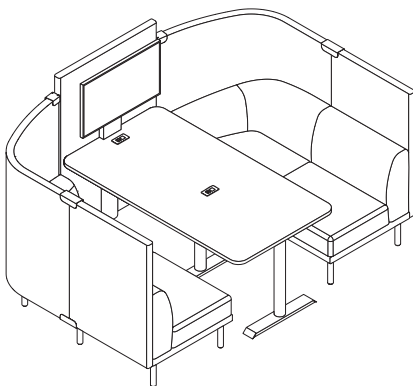


Shown with power grommet options

MODEL NO.	QUANTITY	DESCRIPTION	GRADE 1 LIST PRICE
N86TS10CTLL	(1)	Tablet Console Table, Left, Starter (with grommet cutout)	\$ 1554
N86LA1MP	(2)	Armless Single Seat w/ Privacy, Add-On	2512 ea
N86LACNMP	(1)	Corner Lounge w/ Privacy, Add-On	3604
N86LA1M	(1)	Armless Single Seat, Add-On	1966
N86TA10CL	(1)	Console Table, Add-On (with grommet cutout)	1226
N86LE1M	(1)	Armless Single Seat, End	1966
NACEL4KTB1	(2)	1 H-Block, 12" Jumper Male/Male	160 ea
NACEL4KTB2	(4)	1 H-Block, 31" Jumper Male/Male	177 ea
NACEL4KTB4	(1)	1 H-Block, 47" Jumper Male/Male	194
NACG38AELPDB	(2)	Power/USB Grommet 4-trac	479 ea
NAC48ELE4P	(1)	48" Power Entry	231
Total			\$ 17,751



MODEL NO.	QUANTITY	DESCRIPTION	GRADE 1 LIST PRICE
N86LS1L	(1)	Single Seat, Left Arm, Starter	\$ 2293
N86LA1M	(2)	Single Seat, Armless, Add-On	1966 ea
N86LACNM	(2)	Corner Lounge, Add-On	2621 ea
N86TA29EL	(1)	Square End Table, Add-On, Laminate	1201
N86LE1L	(1)	Single Seat, Left, End	2184
Total			\$ 14,852



Shown with power grommet options

MODEL NO.	QUANTITY	DESCRIPTION	GRADE 1 LIST PRICE
N86LE1MP	(2)	Modular Single Seat w/ Privacy, End	\$ 2512 ea
N86LS1RP	(1)	Modular Single Seat w/ Arm and Privacy, Right	2839
N86LS1LP	(1)	Modular Single Seat w/ Arm and Privacy, Left	2839
N86PVSVT3666L	(1)	Modular Privacy Panel w/ Media and Table, 66" Laminate (w/ CUT-G38C Grommet Cut-out)	2860
NACG38AELPDB	(2)	Power/USB Grommet - 4-trac, Black	479 ea
NACEL4KTb5	(1)	H-Block	229
NAC48ELE4P	(1)	48" Power Entry	231
NAC03ELUPPC	(1)	Convenience Mini-Tap Outlet	125
Total			\$ 15,105

COM YARDAGE REQUIREMENTS

COM YARDAGE REQUIREMENTS (54" WIDTH – CUT UP THE ROLL)

MODEL	RAILROADED Contact customer service 800-482-1717 for ydg requirements	NON DIRECTIONAL OR SOLID	1"-4" REPEAT	5"-11" REPEAT	12"-18" REPEAT	COL SQUARE FEET
			4" VERTICAL X 4" HORIZONTAL	11" VERTICAL X 11" HORIZONTAL	18" VERTICAL X 18" HORIZONTAL	
N86BA1C, N86BE1C, N86BF1C, N86BS1C		2.30	2.90	3.70	5.00	45.94
N86BA1CX, N86BE1CX, N86BF1CX, N86BS1CX	Accent Seat	0.70 1.70	1.10 2.10	1.60 2.40	2.60 3.00	13.84 33.76
N86BF1CT		2.72	3.10	3.60	4.60	54.24
N86BF1CTX	Accent Seat	1.17 1.69	1.30 2.00	1.50 2.40	2.00 3.10	23.24 33.76
N86BACN, N86BECN, N86BSCN		2.40	3.90	5.60	9.00	48.15
N86BACNX, N86BECNX, N86BSCNX	Accent Seat	0.80 1.90	1.50 2.90	2.20 3.80	3.60 6.00	15.5 37.63
N86BE1L, N86BE1R, N86BS1L, N86BS1R		2.10	2.50	3.70	5.00	40.95
N86BE1LX, N86BE1RX, N86BS1LX, N86BS1RX	Accent Seat	0.80 1.50	1.00 2.00	1.60 2.40	2.60 3.00	14.94 30.44
N86D1		1.00	1.00	1.70	2.70	19.92
N86LA1M, N86LE1M, N86LF1M, N86LS1M		3.20	4.00	5.30	6.00	64.2
N86LA1MX, N86LE1MX, N86LF1MX, N86LS1MX	Accent Seat Back Extreme	0.70 1.30 0.80 0.70	0.60 1.80 1.00 0.90	1.60 2.20 2.10 1.20	2.60 2.60 2.20 1.30	13.84 24.9 16.6 14.39
N86LF1MT		8.08	8.70	9.40	10.00	161.05
N86LF1MTX	Seat Upholstery	1.28 6.92	1.80 7.20	2.20 8.10	2.60 8.30	25.46 137.81
N86LA1MP, N86LE1MP, N86LF1MP, N86LS1MP		5.60	6.40	7.70	9.00	111.79
N86LA1MPX, N86LE1MPX, N86LF1MPX, N86LS1MPX	Accent Seat Back Extreme Back Accent	0.70 1.30 1.50 1.30 1.30	1.10 1.80 1.70 1.60 1.50	1.60 2.20 2.20 2.70 1.50	2.60 2.60 2.80 2.50 2.10	13.84 25.46 29.33 26.57 24.9
N86LACNM, N86LECNM, N86LSCNM		4.30	5.60	10.20	12.60	86.34
N86LACNMX, N86LECNMX, N86LSCNMX	Accent Seat Back Extreme	0.80 1.40 1.80 1.40	1.30 1.90 2.10 1.60	2.20 2.80 3.10 3.00	3.60 4.10 3.40 3.20	15.5 27.67 36.53 27.12
N86LACNMP, N86LECNMP, N86LSCNMP		7.60	9.90	16.40	19.00	152.2
N86LACNMPX, N86LECNMPX, N86LSCNMPX	Accent Seat Back Extreme Back Accent	0.60 1.40 2.00 2.70 2.40	0.90 1.90 2.60 3.00 2.70	1.30 2.80 4.10 4.90 4.00	2.10 4.00 5.90 6.60 5.00	11.62 27.67 39.29 53.13 48.15
N86LE1L, N86LE1R, N86LS1L, N86LS1R		3.00	4.70	6.20	6.60	59.77
N86LE1LX, N86LE1RX, N86LS1LX, N86LS1RX	Accent Seat Back Extreme	0.80 1.10 1.40 1.20	1.10 1.30 1.70 1.40	1.60 1.70 2.20 1.80	2.60 2.10 2.40 2.10	14.94 21.58 27.67 23.8
N86LE1LP, N86LE1RP, N86LF1LP , N86LF1RP , N86LS1LP, N86LS1RP		6.90	8.90	10.40	14.00	137.25
N86LE1LPX, N86LE1RPX, N86LS1LPX, N86LS1RPX	Accent Seat Back Extreme Back Accent	0.40 1.10 1.60 2.60 2.40	0.60 1.40 2.30 3.00 2.70	1.00 1.90 2.80 3.40 2.80	1.60 2.10 3.20 4.50 3.60	8.3 21.58 32.65 52.02 48.15
N86LF1A, N86RK1A		3.60	5.50	7.40	8.00	71.95

COM YARDAGE REQUIREMENTS (54" WIDTH – CUT UP THE ROLL)

MODEL	RAILROADED Contact customer service 800-482-1717 for ydg requirements	NON DIRECTIONAL OR SOLID	1"-4" REPEAT	5"-11" REPEAT	12"-18" REPEAT	COL SQUARE FEET
			4" VERTICAL X 4" HORIZONTAL	11" VERTICAL X 11" HORIZONTAL	18" VERTICAL X 18" HORIZONTAL	
N86LF1AX, N86RK1AX	Accent	0.70	1.10	1.60	2.60	13.84
	Seat	1.20	1.50	1.90	2.30	23.24
	Back	1.60	1.90	2.40	3.20	32.1
	Extreme	1.60	1.90	2.40	2.70	32.65
N86LF1AP, N86RK1AP		9.30	11.40	13.00	15.60	184.29
N86LF1APX, N86RK1APX	Accent	0.30	0.40	0.70	1.10	4.98
	Seat	1.20	1.50	1.90	2.30	23.24
	Back	1.90	2.70	3.30	4.20	38.19
	Extreme	3.90	4.40	4.90	6.60	78.03
	Back Accent	3.60	3.90	4.00	5.00	71.39
N86LF1AT, N86RK1AT		10.56	11.30	12.70	14.00	210.31
N86LF1ATX, N86RK1ATX	Seat	1.08	1.50	1.90	2.50	21.58
	Upholstery	9.50	10.00	11.20	12.50	189.28
N86LF2A		5.20	8.40	9.90	13.00	103.49
N86LF2AX	Accent	1.00	1.50	2.20	3.60	19.37
	Seat	1.70	2.30	2.80	3.10	33.76
	Back	2.10	2.90	4.00	4.40	41.51
	Extreme	2.20	2.70	3.30	4.00	43.72
N86LF2AP		12.60	16.20	18.30	21.90	251.81
N86LF2APX	Accent	0.40	0.60	1.00	1.60	7.75
	Seat	1.70	2.30	2.80	3.10	33.76
	Back	2.40	3.70	5.20	5.50	47.6
	Extreme	5.10	5.70	6.40	8.50	101.83
	Back Accent	4.80	5.20	5.20	6.60	94.64
N86LF2AT		11.08	12.20	13.70	16.00	220.82
N86LF2ATX	Seat	1.72	2.30	2.80	3.10	34.31
	Upholstery	9.47	10.20	11.20	14.00	188.72
N86LF3A		7.70	11.00	13.20	17.00	152.75
N86LF3AX	Accent	1.30	2.00	2.80	4.60	25.46
	Seat	2.20	3.20	4.00	4.60	44.28
	Back	2.50	3.70	4.30	5.40	50.36
	Extreme	2.80	3.30	3.90	5.10	55.34
N86LF3AP		17.00	21.90	23.80	29.00	339.26
N86LF3APX	Accent	0.50	0.90	1.30	2.10	10.52
	Seat	2.20	3.20	4.00	4.60	44.28
	Back	3.00	4.80	5.90	7.40	60.32
	Extreme	6.30	7.00	7.90	10.00	126.18
	Back Accent	5.90	6.40	6.40	8.00	117.88
N86LF3AT		17.42	19.00	20.70	23.00	347.01
N86LF3ATX	Seat	2.25	3.10	4.00	4.60	44.83
	Upholstery	15.22	16.00	18.00	20.00	303.28
N86NK1PL		9.67	10.00	12.10	13.80	192.60
N86NK1PLX	Extreme Back	4.69	4.90	5.70	6.30	93.53
	Back Accent	5.08	5.40	6.60	9.30	101.28
N86PVSVT3636L, N86PVSVT3666L, N86PVST3636L, N86PVST3666L		3.25	3.50	3.90	6.30	64.75
N86PVSVT3636LX, N86PVSVT3666LX,	Extreme Back	1.64	1.80	2.00	2.30	32.65
N86PVST3636LX, N86PVST3666LX	Back Accent	1.72	1.90	3.90	4.30	34.31
N86PVECR, N86PVECL		4.69	5.10	6.30	8.80	93.53
N86PVECRX, N86PVECLX	Extreme Back	1.64	3.40	3.90	4.30	32.65
	Back Accent	3.28	3.50	4.20	6.30	65.31
N86PD1TLP, N86PD1TRP		9.50	11.00	12.90	18.60	189.28
N86PD1TLPX, N86PD1TRPX	Accent	0.40	0.60	1.00	1.60	7.75
	Seat	1.10	1.40	1.90	2.10	22.14
	Back	1.60	2.40	2.80	3.20	32.65
	Extreme	3.90	4.40	5.50	9.00	76.93
	Back Accent	3.60	3.90	4.00	5.00	71.95

COM YARDAGE REQUIREMENTS

COM YARDAGE REQUIREMENTS (54" WIDTH – CUT UP THE ROLL)

MODEL	RAILROADED Contact customer service 800-482-1717 for ydg requirements	NON DIRECTIONAL OR SOLID	1"-4" REPEAT	5"-11" REPEAT	12"-18" REPEAT	COL SQUARE FEET
			4" VERTICAL X 4" HORIZONTAL	11" VERTICAL X 11" HORIZONTAL	18" VERTICAL X 18" HORIZONTAL	
N86PVE, N86PVS		2.50	2.80	3.00	4.00	49.81
N86PVEX, N86PVSX	Back Accent Extreme	1.30 1.30	1.50 1.60	1.50 2.70	2.00 2.50	24.9 26.57
N86T2929ENL, N86T2929ENS, N86TA29EL, N86TA29ES, N86TE29EL, N86TE29ES, N86TS29EL, N86TS29ES		0.70	1.00	1.60	2.60	13.84
N86TA10CL, N86TA10CS, N86TA10CTLL, N86TA10CTRL, N86TE10CL, N86TE10CS, N86TE10CTLL, N86TE10CTRL, N86TS10CL, N86TS10CS, N86TS10CTLL, N86TS10CTRL		0.40	0.60	1.00	2.00	8.3
N86TA10NL, N86TA10NS, N86TE10NL, N86TE10NS, N86TS10NL, N86TS10NS		0.80	1.50	2.20	3.60	15.5