

---

# EKLUND

|                                    |     |
|------------------------------------|-----|
| Product Specifications             | 136 |
| Fabrics and Options                | 137 |
| Contrasting Fabrics Specifications | 138 |
| Product Pages                      | 139 |
| COM Yardage Requirements           | 150 |

## EKLUND PRODUCT SPECIFICATIONS

### FRAME CONSTRUCTION

- Interior frame is constructed of oriented strand board with tenon joints that are glued and stapled for maximum joint stability
- Frames and table platforms are wrapped in high grade polyurethane foam and upholstered

### SEAT CONSTRUCTION

- Seat cushions are attached and feature 7" high grade polyurethane foam placed on a plywood panel

### BACK & ARM CONSTRUCTION

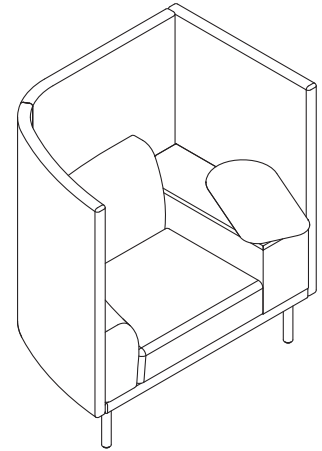
- Back and arms consist of 4" high grade polyurethane foam which is custom shaped, stretched over web sheet, and attached to frame

### PRIVACY PANEL CONSTRUCTION

- Wrapped in high grade polyurethane foam and shipped attached to lounge unit
- Modular units come with panel brackets which are installed in-field and ensure panel to panel alignment

### UPHOLSTERY DETAIL

- Due to dimensional design of the back, horizontal stripes and large patterns are not recommended, as they will appear distorted or wavy
- Contrasting fabric available on all models, except tables
- Accent upholstery present on all tables



### TABLES

- Laminate surfaces are 1 $\frac{3}{16}$ " thick HPL (high pressure laminate) and feature standard 3mm PVC edge
- Solid surfaces are 1 $\frac{3}{16}$ " thick and feature a flat rim profile

### CONSOLE TABLES

- Constructed of  $\frac{3}{4}$ " LPL (low pressure laminate) with a 0.5mm self-edge top panel
- Solid surface models feature LPL vertical panels. Solid surface tops are 1" thick

### TABLET

- 1" thick reversed half-bullnose profile laminate with clear-coated exposed plywood core
- Allows for 90° swivel and writing surface of 11.5"W x 22.5"L
- Attached to the frame with a  $\frac{3}{4}$ " steel base plate with machine screws into threaded inserts
- Tablet height is 27 $\frac{1}{2}$ " from floor to top of tablet surface
- Tablet support column is made of steel and always black

### ROCKER

- Solid Beech runners are attached to a welded and powder coated steel frame

### LEGS

- 8" tall, 1 $\frac{1}{2}$ " inch diameter steel tube powder coated with adjustable glide
- Tapered wood leg is solid Beech and comes in multiple finish options with adjustable glide
- Ships unattached for installation in the field
- Starter models come with 2 standard legs and 2 ganging legs, add-ons come with 2 ganging legs, and end models come with 2 standard legs only. Unique hardware kits are shipped for proper attachment

### GLIDES

- Features 1" adjustable nylon leveling glides
- Soft/non-skid 1" adjustable glides are available for an additional upcharge

### FINISH


- Features a catalyzed top coat that resists denting, peeling, and reactions to chemicals
- Can be cleaned with a damp cloth
- When specifying Brighton, Natural, and Sonoma finish, variation in color is acceptable due to the nature of wood characteristics

### POWER & USB GROMMET

- Integrated power grommet available in nook and modular console tables
- UL Listed
- Hardwire and plug solutions available
- Features 1 power outlet and 1 USB A+C combo ports
- Grommet available in black, silver, and white
- Field installable when CUT-G38 is specified
- Tamper resistant and spill proof

### POWER & USB GROMMET - UNDERMOUNT

- UL Listed
- Features 1 power outlet and 2 USB (A) ports
- Only available in black
- Field installable, unit can be placed on the underside of any flat surface



**FABRICS**

|         |           |
|---------|-----------|
| Grade 1 | Cali      |
|         | Input     |
|         | Plush     |
|         | Ridge     |
|         | Stardust  |
|         | Vessel    |
| Grade 2 | Bliss     |
|         | Brilliant |
|         | COM       |
|         | Dorset    |
|         | Orbit     |
|         | Phrase    |
|         | Pixie     |
|         | Sedona    |
|         | Strand    |

|         |              |
|---------|--------------|
| Grade 3 | COL          |
|         | Jacks        |
|         | Silvertex    |
| Grade 4 | Connect Four |
|         | Echo         |
|         | Masquerade   |
| Grade 5 | Mode         |

|          |                      |
|----------|----------------------|
| Grade 6  | Essence/Ultraleather |
| Grade 7  | Brisa                |
|          | Brisa Distressed     |
|          | Reef Pro             |
|          | Silica               |
|          | Silica Etch          |
|          | Tottori              |
| Grade L7 | Davenport            |
| Grade L8 | Florence             |

**PAINT COLORS**

**METAL LEG AND PANEL BRACKET**

|     |                       |
|-----|-----------------------|
| 103 | Chive*                |
| 105 | Spinach Green**       |
| 106 | Cloud Blue**          |
| 107 | Dark Blue**           |
| 111 | Apricot Orange**      |
| 112 | Tango Red**           |
| 113 | Golden Rod**          |
| 405 | Designer White        |
| 419 | Wallaby*              |
| 420 | Sandstone*            |
| 423 | Concrete*             |
| 425 | Shadow*               |
| 440 | Cloud*                |
| 450 | Fog*                  |
| 460 | Storm*                |
| 461 | Graphite*             |
| 462 | Cinder                |
| 463 | Iron*                 |
| 488 | Frosty White*         |
| 501 | Platinum Metallic     |
| 503 | Satin Nickel Metallic |

\*Extended lead time

\*\*10% list upcharge and four week lead time

- The following paint colors will receive black screws (where applicable) Cinder, Chive, Spinach Green, Dark Blue, Tango Red, Shadow, Graphite, Satin Nickel Metallic, Concrete, and Iron
- The following paint colors will receive silver screws (where applicable) Platinum Metallic, Cloud Blue, Apricot Orange, Golden Rod, Designer White, Wallaby, Sandstone, Cloud, Fog, Storm, and Frosty White

**LEG FINISH COLORS**

|     |          |      |                |
|-----|----------|------|----------------|
| WAC | Autumn   | WPB  | Portobello     |
| WAD | Almond   | WPT  | Portico        |
| WCL | Caramel  | WSK  | Skyline        |
| WCW | Cordovan | WSM  | Sonoma         |
| WDN | Judicial | WTF  | Truffle        |
| WHN | Honey    | W405 | Designer White |
| WIM | Brighton | W462 | Cinder         |
| WMC | Amber    | W792 | Sable          |
| WMH | Mocha    | W793 | Acorn          |
| WNM | Natural  |      |                |

**LAMINATE COLORS**

**WOODGRAIN LAMINATE**

|     |            |
|-----|------------|
| AC2 | Autumn 2   |
| AD  | Almond**   |
| CL  | Caramel    |
| CW  | Cordovan   |
| DW  | Judicial   |
| HN2 | Honey 2    |
| IM  | Brighton   |
| MC  | Amber      |
| MH  | Mocha      |
| NM  | Natural    |
| PB  | Portobello |
| PT  | Portico    |
| SK  | Skyline    |
| SM  | Sonoma     |
| TF  | Truffle    |
| 792 | Sable      |
| 793 | Acorn*     |

**SOLID LAMINATE**

|     |                       |
|-----|-----------------------|
| 405 | Designer White        |
| 419 | Wallaby               |
| 425 | Shadow                |
| 440 | Cloud                 |
| 461 | Graphite              |
| 462 | Cinder                |
| 478 | Platinum Grey         |
| 488 | Frosty White          |
| 491 | Designer White Linear |
| 492 | Cinder Linear         |

\*Acorn is the laminate complement to Clear Walnut finish

\*\*Almond is the leg finish complement to Clear Walnut finish

**SOLID SURFACE TOP OPTIONS**

|      |                          |
|------|--------------------------|
| 7101 | Bisque (Grade A)         |
| 7201 | Glacier White (Grade A)  |
| 7202 | Canyon (Grade B)         |
| 7203 | Designer White (Grade B) |
| 7204 | Silt (Grade B)           |
| 7301 | Concrete (Grade C)       |
| 7302 | Deep Night Sky (Grade C) |
| 7303 | Deep Nocturne (Grade C)  |

**GALLERY LAMINATE**

|                       |                 |
|-----------------------|-----------------|
| Grade 1 – 5% upcharge |                 |
| G1001                 | Citadel         |
| G1011                 | Pepperdust      |
| Grade 2 – 6% upcharge |                 |
| G1002                 | Planked Raw Oak |
| G1003                 | Evening Notte   |
| G1004                 | Kirsche         |
| G1005                 | Midnight Run    |
| G1006                 | Sepia Walnut    |
| G1007                 | Serotina        |
| G1008                 | Timeless        |
| G1009                 | White Nebbia    |
| G1012                 | Phantom Ecru    |

See page 28 for Gallery program details and upcharges

**GLIDES**

|     |                      |
|-----|----------------------|
| STD | Standard             |
| C66 | Soft (add \$30 list) |

**POWER/USB GROMMET CUTOUT OPTIONS - NOOK/CONSOLE**

(\$25 list upcharge per location)

|          |            |
|----------|------------|
| CUT-G38C | G38 Cutout |
| X        | No Grommet |

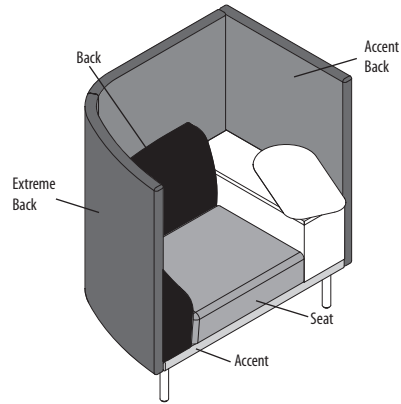
Grommets sold separately; reference page 149 for model numbers and pricing

## TO ORDER CONTRASTING FABRIC, SPECIFY

### EKLUND

#### Freestanding Lounge with Privacy pages 139-142 Modular Lounge with Privacy page 145

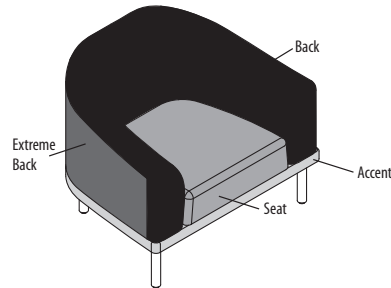
1. Model Number plus "X"
2. Back Fabric Grade Number/Cover Number
3. Back Accent Fabric Grade Number/Cover Number
4. Extreme Back Fabric Grade Number/Cover Number
5. Seat Fabric Grade Number/Cover Number
6. Accent Fabric Grade Number/Cover Number
7. Grommet (when applicable)
8. Tablet Arm Laminate (when applicable)
9. Laminate Color (when applicable)
10. Panel Bracket Paint (when applicable)
11. Leg Material/Finish
12. Glides



Contrasting Upholstery

#### Freestanding Lounge without Privacy pages 139-141 Modular Lounge without Privacy page 143

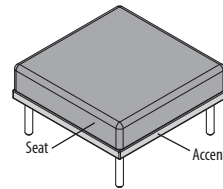
1. Model Number plus "X"
2. Back Fabric Grade Number/Cover Number
3. Extreme Back Fabric Grade Number/Cover Number
4. Seat Fabric Grade Number/Cover Number
5. Accent Fabric Grade Number/Cover Number
6. Leg Material/Finish
7. Glides



Contrasting Upholstery

#### Freestanding Bench page 142 Freestanding Ottoman page 142 Modular Bench page 144

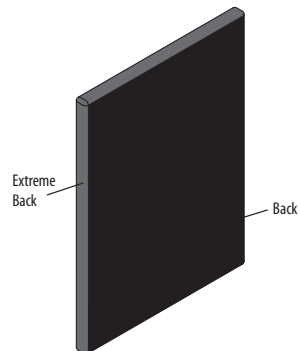
1. Model Number plus "X"
2. Seat Fabric Grade Number/Cover Number
3. Accent Fabric Grade Number/Cover Number
4. Leg Material/Finish
5. Glides



Contrasting Upholstery

#### Spanner and Extension Panels page 146

1. Model Number plus "X"
2. Extreme Back Fabric Grade Number/Cover Number
3. Back Accent Fabric Grade Number/Cover Number
4. Leg Material/Finish
5. Glides



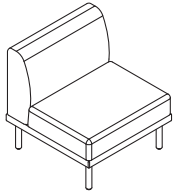
Contrasting Upholstery

**TO ORDER, SPECIFY:**

1. Model Number
2. Fabric Grade / Cover Number
3. Leg Material / Finish
4. Glide

• See page 137 for Eklund options  
 See pages 150-151 for COM fabric yardage

**FREESTANDING SINGLE SEAT ARMLESS**



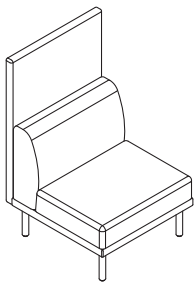
| MODEL NO. | GRADE / LIST PRICE   |         |       |       |      |      |      |      |      |      |  |
|-----------|----------------------|---------|-------|-------|------|------|------|------|------|------|--|
|           |                      | 1       | 2/COM | 3/COL | 4    | 5    | 6    | 7    | L7   | L8   |  |
| N86LF1M   | Single Seat, Armless | \$ 2132 | 2218  | 2254  | 2318 | 2385 | 2500 | 2654 | 3383 | 3620 |  |

**DIMENSIONS**

|        |    |             |     |             |     |           |      |
|--------|----|-------------|-----|-------------|-----|-----------|------|
| Width  | 29 | Seat Width  | 29  | Back Width  | 29  | Weight    | 65   |
| Depth  | 29 | Seat Depth  | 22¼ | Back Height | 14½ | Cubic Ft. | 15.9 |
| Height | 30 | Seat Height | 16¼ |             |     |           |      |

- Legs shipped unattached for installment in the field
- Contrasting fabric option – specify X (i.e., N86LF1MX); see page 138. For list pricing, use your electronic specification tool or contact customer service

**FREESTANDING SINGLE SEAT ARMLESS WITH PRIVACY**



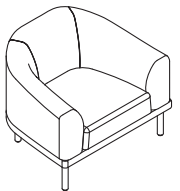
| MODEL NO. | GRADE / LIST PRICE   |         |       |       |      |      |      |      |      |      |  |
|-----------|----------------------|---------|-------|-------|------|------|------|------|------|------|--|
|           |                      | 1       | 2/COM | 3/COL | 4    | 5    | 6    | 7    | L7   | L8   |  |
| N86LF1MP  | Single Seat, Armless | \$ 2600 | 2751  | 2813  | 2925 | 3042 | 3244 | 3513 | 4790 | 5204 |  |

**DIMENSIONS**

|        |    |             |     |             |     |           |      |
|--------|----|-------------|-----|-------------|-----|-----------|------|
| Width  | 29 | Seat Width  | 29  | Back Width  | 29  | Weight    | 85   |
| Depth  | 32 | Seat Depth  | 22¼ | Back Height | 14¼ | Cubic Ft. | 27.8 |
| Height | 48 | Seat Height | 16¼ |             |     |           |      |

- Legs shipped unattached for installment in the field
- Contrasting fabric option – specify X (i.e., N86LF1MPX); see page 138. For list pricing, use your electronic specification tool or contact customer service

**FREESTANDING SINGLE SEAT WITH ARMS**



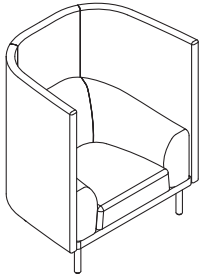
| MODEL NO. | GRADE / LIST PRICE |         |       |       |      |      |      |      |      |      |  |
|-----------|--------------------|---------|-------|-------|------|------|------|------|------|------|--|
|           |                    | 1       | 2/COM | 3/COL | 4    | 5    | 6    | 7    | L7   | L8   |  |
| N86LF1A   | Single Seat, Arms  | \$ 2392 | 2489  | 2529  | 2601 | 2676 | 2806 | 2979 | 3800 | 4066 |  |

**DIMENSIONS**

|        |     |             |     |            |     |             |     |           |      |
|--------|-----|-------------|-----|------------|-----|-------------|-----|-----------|------|
| Width  | 38½ | Seat Width  | 24¼ | Arm Height | 24¼ | Back Width  | 19  | Weight    | 83   |
| Depth  | 30¼ | Seat Depth  | 20¼ | Arm Width  | 7   | Back Height | 13¾ | Cubic Ft. | 20.7 |
| Height | 30  | Seat Height | 16¼ |            |     |             |     |           |      |

- Legs shipped unattached for installment in the field
- Contrasting fabric option – specify X (i.e., N86LF1AX); see page 138. For list pricing, use your electronic specification tool or contact customer service

**FREESTANDING SINGLE SEAT ARMS WITH PRIVACY**



| MODEL NO. | GRADE / LIST PRICE |         |       |       |      |      |      |      |      |      |  |
|-----------|--------------------|---------|-------|-------|------|------|------|------|------|------|--|
|           |                    | 1       | 2/COM | 3/COL | 4    | 5    | 6    | 7    | L7   | L8   |  |
| N86LF1AP  | Single Seat, Arms  | \$ 3120 | 3371  | 3473  | 3659 | 3855 | 4190 | 4636 | 6756 | 7445 |  |

**DIMENSIONS**

|        |    |             |     |            |     |             |     |           |      |
|--------|----|-------------|-----|------------|-----|-------------|-----|-----------|------|
| Width  | 43 | Seat Width  | 24¼ | Arm Height | 24¼ | Back Width  | 19  | Weight    | 103  |
| Depth  | 32 | Seat Depth  | 20¼ | Arm Width  | 7   | Back Height | 13¾ | Cubic Ft. | 39.7 |
| Height | 48 | Seat Height | 16¼ |            |     |             |     |           |      |

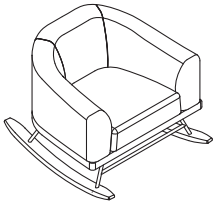
- Legs shipped unattached for installment in the field
- Contrasting fabric option – specify X (i.e., N86LF1APX); see page 138. For list pricing, use your electronic specification tool or contact customer service

**TO ORDER, SPECIFY:**

1. Model Number
2. Fabric Grade / Cover Number
3. Metal Paint
4. Wood Finish

• See page 137 for Eklund options  
See pages 150-151 for COM fabric yardage

**ROCKER**



**MODEL NO.**

**GRADE / LIST PRICE**

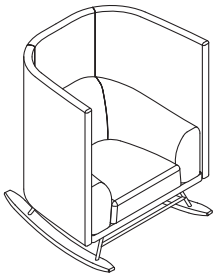
|         |        | 1       | 2/COM | 3/COL | 4    | 5    | 6    | 7    | L7   | L8   |
|---------|--------|---------|-------|-------|------|------|------|------|------|------|
| N86RK1A | Rocker | \$ 3432 | 3529  | 3569  | 3641 | 3716 | 3846 | 4019 | 4840 | 5106 |

**DIMENSIONS**

|        |     |             |     |            |     |             |     |           |      |
|--------|-----|-------------|-----|------------|-----|-------------|-----|-----------|------|
| Width  | 38½ | Seat Width  | 24¾ | Arm Height | 24¾ | Back Width  | 19  | Weight    | 146  |
| Depth  | 39¾ | Seat Depth  | 20¾ | Arm Width  | 7   | Back Height | 14½ | Cubic Ft. | 29.7 |
| Height | 30  | Seat Height | 16¾ |            |     |             |     |           |      |

- Shipped fully assembled
- Contrasting fabric option – specify X (i.e., N86RK1AX); see page 138. For list pricing, use your electronic specification tool or contact customer service

**ROCKER WITH PRIVACY**



|          |        | 1       | 2/COM | 3/COL | 4    | 5    | 6    | 7    | L7   | L8   |
|----------|--------|---------|-------|-------|------|------|------|------|------|------|
| N86RK1AP | Rocker | \$ 4160 | 4411  | 4513  | 4699 | 4895 | 5230 | 5676 | 7796 | 8485 |

**DIMENSIONS**

|        |     |             |     |            |     |             |     |           |      |
|--------|-----|-------------|-----|------------|-----|-------------|-----|-----------|------|
| Width  | 43  | Seat Width  | 24¾ | Arm Height | 24¾ | Back Width  | 19  | Weight    | 156  |
| Depth  | 30¾ | Seat Depth  | 20¾ | Arm Width  | 7   | Back Height | 14½ | Cubic Ft. | 52.0 |
| Height | 48  | Seat Height | 16¾ |            |     |             |     |           |      |


- Shipped fully assembled
- Contrasting fabric option – specify X (i.e., N86RK1APX); see page 138. For list pricing, use your electronic specification tool or contact customer service

**TO ORDER, SPECIFY:**

1. Model Number
2. Fabric Grade / Cover Number
3. Panel Bracket Paint Color (if applicable)
4. Leg Material / Finish
5. Glide

• See page 137 for Eklund options  
See pages 150-151 for COM fabric yardage

**FREESTANDING  
TWO SEAT**



**MODEL  
NO.**

**GRADE / LIST PRICE**

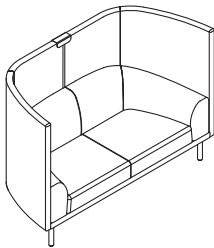
|         |          | 1       | 2/COM | 3/COL | 4    | 5    | 6    | 7    | L7   | L8   |
|---------|----------|---------|-------|-------|------|------|------|------|------|------|
| N86LF2A | Two Seat | \$ 3432 | 3572  | 3630  | 3734 | 3843 | 4030 | 4280 | 5465 | 5850 |

**DIMENSIONS**

|        |    |             |     |            |     |             |     |           |      |
|--------|----|-------------|-----|------------|-----|-------------|-----|-----------|------|
| Width  | 68 | Seat Width  | 54½ | Arm Height | 24¼ | Back Width  | 38¾ | Weight    | 150  |
| Depth  | 30 | Seat Depth  | 20¾ | Arm Width  | 7   | Back Height | 14½ | Cubic Ft. | 36.0 |
| Height | 30 | Seat Height | 16½ |            |     |             |     |           |      |

- Legs shipped unattached for installment in the field
- Contrasting fabric option – specify X (i.e., N86LF2AX); see page 138. For list pricing, use your electronic specification tool or contact customer service

**FREESTANDING  
TWO SEAT  
WITH PRIVACY**



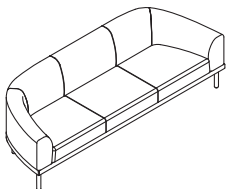
|          |          | 1       | 2/COM | 3/COL | 4    | 5    | 6    | 7    | L7   | L8    |
|----------|----------|---------|-------|-------|------|------|------|------|------|-------|
| N86LF2AP | Two Seat | \$ 4368 | 4708  | 4847  | 5099 | 5363 | 5817 | 6422 | 9295 | 10227 |

**DIMENSIONS**

|        |    |             |     |            |     |             |     |           |      |
|--------|----|-------------|-----|------------|-----|-------------|-----|-----------|------|
| Width  | 73 | Seat Width  | 54½ | Arm Height | 24¼ | Back Width  | 38¾ | Weight    | 170  |
| Depth  | 32 | Seat Depth  | 20¾ | Arm Width  | 7   | Back Height | 14½ | Cubic Ft. | 66.5 |
| Height | 48 | Seat Height | 16½ |            |     |             |     |           |      |

- Please specify panel bracket paint color
- Legs shipped unattached for installment in the field
- Contrasting fabric option – specify X (i.e., N86LF2APX); see page 138. For list pricing, use your electronic specification tool or contact customer service

**FREESTANDING  
THREE SEAT**



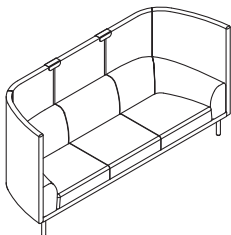
|         |            | 1       | 2/COM | 3/COL | 4    | 5    | 6    | 7    | L7   | L8   |
|---------|------------|---------|-------|-------|------|------|------|------|------|------|
| N86LF3A | Three Seat | \$ 4472 | 4680  | 4765  | 4919 | 5080 | 5358 | 5727 | 7483 | 8053 |

**DIMENSIONS**

|        |     |             |     |            |     |             |     |           |      |
|--------|-----|-------------|-----|------------|-----|-------------|-----|-----------|------|
| Width  | 94¼ | Seat Width  | 81  | Arm Height | 24¼ | Back Width  | 65  | Weight    | 175  |
| Depth  | 30  | Seat Depth  | 20¾ | Arm Width  | 7   | Back Height | 14½ | Cubic Ft. | 49.1 |
| Height | 30  | Seat Height | 16½ |            |     |             |     |           |      |

- Legs shipped unattached for installment in the field
- Contrasting fabric option – specify X (i.e., N86LF3AX); see page 138. For list pricing, use your electronic specification tool or contact customer service

**FREESTANDING  
THREE SEAT  
WITH PRIVACY**



|          |            | 1       | 2/COM | 3/COL | 4    | 5    | 6    | 7    | L7    | L8    |
|----------|------------|---------|-------|-------|------|------|------|------|-------|-------|
| N86LF3AP | Three Seat | \$ 5824 | 6283  | 6470  | 6810 | 7167 | 7779 | 8595 | 12471 | 13729 |

**DIMENSIONS**

|        |     |             |     |            |     |             |     |           |      |
|--------|-----|-------------|-----|------------|-----|-------------|-----|-----------|------|
| Width  | 99½ | Seat Width  | 81  | Arm Height | 24¼ | Back Width  | 65  | Weight    | 195  |
| Depth  | 32  | Seat Depth  | 20¾ | Arm Width  | 7   | Back Height | 14½ | Cubic Ft. | 90.6 |
| Height | 48  | Seat Height | 16½ |            |     |             |     |           |      |

- Please specify panel bracket paint color
- Legs shipped unattached for installment in the field
- Contrasting fabric option – specify X (i.e., N86LF3APX); see page 138. For list pricing, use your electronic specification tool or contact customer service

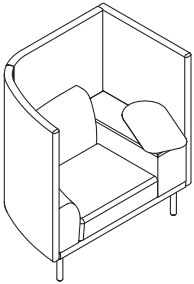
**TO ORDER, SPECIFY:**

1. Model Number
2. Fabric Grade / Cover Number
3. Grommet (applicable to Nook)
4. Tablet Arm Laminate Color (applicable to Nook)
5. Console Laminate Color (applicable to Nook)
6. Leg Material / Finish
7. Glide

• See page 137 for Eklund options

See pages 150-151 for COM fabric yardage

**FREESTANDING NOOK**



Left Nook

**MODEL NO.**

**GRADE / LIST PRICE**

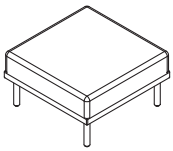
|           |             | 1       | 2/COM | 3/COL | 4    | 5    | 6    | 7    | L7   | L8   |
|-----------|-------------|---------|-------|-------|------|------|------|------|------|------|
| N86PD1TLP | Nook, Left  | \$ 4368 | 4625  | 4729  | 4919 | 5119 | 5461 | 5917 | 8083 | 8786 |
| N86PD1TRP | Nook, Right | 4368    | 4625  | 4729  | 4919 | 5119 | 5461 | 5917 | 8083 | 8786 |

**DIMENSIONS**

|        |     |             |     |            |     |             |     |                       |     |           |      |
|--------|-----|-------------|-----|------------|-----|-------------|-----|-----------------------|-----|-----------|------|
| Width  | 49¼ | Seat Width  | 27¼ | Arm Height | 24¼ | Back Width  | 20¼ | Console Width         | 10  | Weight    | 100  |
| Depth  | 32  | Seat Depth  | 20¼ | Arm Width  | 7   | Back Height | 14½ | Console Height        | 20¼ | Cubic Ft. | 44.5 |
| Height | 48  | Seat Height | 16¼ |            |     |             |     | Tablet Surface Height | 27¼ |           |      |

- Legs shipped unattached for installment in the field
- Grommet cutout option CUT-G38C is available on all models. For grommet location, see line art for Console Tables on page 148
- Contrasting fabric option – specify X (i.e., N86PD1TLPX); see page 138. For list pricing, use your electronic specification tool or contact customer service

**FREESTANDING BENCH**



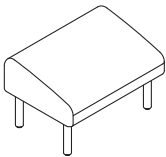
|         |                      | 1       | 2/COM | 3/COL | 4    | 5    | 6    | 7    | L7   | L8   |
|---------|----------------------|---------|-------|-------|------|------|------|------|------|------|
| N86BF1C | Center, Freestanding | \$ 1456 | 1518  | 1543  | 1589 | 1638 | 1721 | 1831 | 2355 | 2526 |

**DIMENSIONS**

|        |     |           |     |
|--------|-----|-----------|-----|
| Width  | 30¼ | Weight    | 44  |
| Depth  | 30  | Cubic Ft. | 9.6 |
| Height | 16¼ |           |     |

- Legs shipped unattached for installment in the field
- Contrasting fabric option – specify X (i.e., N86BF1CX); see page 138. For list pricing, use your electronic specification tool or contact customer service

**OTTOMAN**



|       |         | 1       | 2/COM | 3/COL | 4    | 5    | 6    | 7    | L7   | L8   |
|-------|---------|---------|-------|-------|------|------|------|------|------|------|
| N86D1 | Ottoman | \$ 1144 | 1171  | 1182  | 1202 | 1223 | 1259 | 1307 | 1535 | 1609 |

**DIMENSIONS**

|        |     |           |     |
|--------|-----|-----------|-----|
| Width  | 26¼ | Weight    | 25  |
| Depth  | 18¼ | Cubic Ft. | 5.9 |
| Height | 16  |           |     |

- Legs shipped unattached for installment in the field
- Contrasting fabric option – specify X (i.e., N86D1X); see page 138. For list pricing, use your electronic specification tool or contact customer service

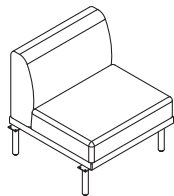


**TO ORDER, SPECIFY:**

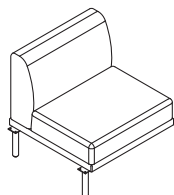
1. Model Number
2. Fabric Grade / Cover Number
3. Leg Material / Finish
4. Glide

• See page 137 for Eklund options  
See pages 150-151 for COM fabric yardage

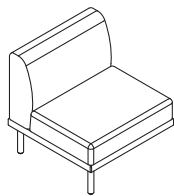
**MODULAR SINGLE SEAT ARMLESS**



Armless, Starter



Armless, Add-on



Armless, End

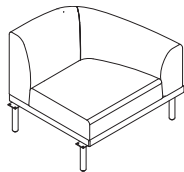
| MODEL NO. |                  | GRADE / LIST PRICE |       |       |      |      |      |      |      |      |  |
|-----------|------------------|--------------------|-------|-------|------|------|------|------|------|------|--|
|           |                  | 1                  | 2/COM | 3/COL | 4    | 5    | 6    | 7    | L7   | L8   |  |
| N86LS1M   | Armless, Starter | \$ 1976            | 2062  | 2098  | 2162 | 2229 | 2344 | 2498 | 3227 | 3464 |  |
| N86LA1M   | Armless, Add-On  | 1872               | 1958  | 1994  | 2058 | 2125 | 2240 | 2394 | 3123 | 3360 |  |
| N86LE1M   | Armless, End     | 1872               | 1958  | 1994  | 2058 | 2125 | 2240 | 2394 | 3123 | 3360 |  |

**DIMENSIONS**

|        |    |             |     |             |     |           |      |
|--------|----|-------------|-----|-------------|-----|-----------|------|
| Width  | 29 | Seat Width  | 29  | Back Width  | 29  | Weight    | 65   |
| Depth  | 29 | Seat Depth  | 22¾ | Back Height | 14½ | Cubic Ft. | 15.9 |
| Height | 30 | Seat Height | 16¾ |             |     |           |      |

- When using ganging models, a "Starter" model must be used at the start of a run and an "End" model to end the run. "Add-on" models are used between the starter and end to add additional seats
- Ganging hardware is integrated within the leg design, shipped unattached
- Contrasting fabric option – specify X (i.e., N86LS1MX); see page 138. For list pricing, use your electronic specification tool or contact customer service

**MODULAR SINGLE SEAT WITH ARM**



Left Arm Starter


| MODEL NO. |                    | GRADE / LIST PRICE |       |       |      |      |      |      |      |      |  |
|-----------|--------------------|--------------------|-------|-------|------|------|------|------|------|------|--|
|           |                    | 1                  | 2/COM | 3/COL | 4    | 5    | 6    | 7    | L7   | L8   |  |
| N86LS1R   | Right Arm, Starter | \$ 2184            | 2265  | 2298  | 2358 | 2421 | 2529 | 2673 | 3357 | 3579 |  |
| N86LE1R   | Right Arm, End     | 2080               | 2161  | 2194  | 2254 | 2317 | 2425 | 2569 | 3253 | 3475 |  |
| N86LS1L   | Left Arm, Starter  | 2184               | 2265  | 2298  | 2358 | 2421 | 2529 | 2673 | 3357 | 3579 |  |
| N86LE1L   | Left Arm, End      | 2080               | 2161  | 2194  | 2254 | 2317 | 2425 | 2569 | 3253 | 3475 |  |

**DIMENSIONS**

|        |     |             |     |            |     |             |     |           |      |
|--------|-----|-------------|-----|------------|-----|-------------|-----|-----------|------|
| Width  | 34½ | Seat Width  | 27¾ | Arm Height | 24¾ | Back Width  | 21½ | Weight    | 83   |
| Depth  | 30  | Seat Depth  | 20¾ | Arm Width  | 7   | Back Height | 14½ | Cubic Ft. | 18.5 |
| Height | 30  | Seat Height | 16¾ |            |     |             |     |           |      |

- Ganging hardware is integrated within the leg design, shipped unattached
- Contrasting fabric option – specify X (i.e., N86LS1RX); see page 138. For list pricing, use your electronic specification tool or contact customer service

**MODULAR CORNER**



Corner Starter

| MODEL NO. |                 | GRADE / LIST PRICE |       |       |      |      |      |      |      |      |  |
|-----------|-----------------|--------------------|-------|-------|------|------|------|------|------|------|--|
|           |                 | 1                  | 2/COM | 3/COL | 4    | 5    | 6    | 7    | L7   | L8   |  |
| N86LSCNM  | Corner, Starter | \$ 2600            | 2716  | 2763  | 2849 | 2940 | 3095 | 3301 | 4281 | 4600 |  |
| N86LACNM  | Corner, Add-On  | 2496               | 2612  | 2659  | 2745 | 2836 | 2991 | 3197 | 4177 | 4496 |  |
| N86LECNM  | Corner, End     | 2496               | 2612  | 2659  | 2745 | 2836 | 2991 | 3197 | 4177 | 4496 |  |

**DIMENSIONS**

|        |     |             |     |             |     |           |      |
|--------|-----|-------------|-----|-------------|-----|-----------|------|
| Width  | 66  | Seat Width  | 56½ | Back Width  | 56½ | Weight    | 130  |
| Depth  | 34½ | Seat Depth  | 27¾ | Back Height | 14½ | Cubic Ft. | 39.5 |
| Height | 30  | Seat Height | 16¾ |             |     |           |      |

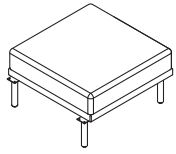
- Ganging hardware is integrated within the leg design, shipped unattached
- Contrasting fabric option – specify X (i.e., N86LSCNMX); see page 138. For list pricing, use your electronic specification tool or contact customer service

**TO ORDER, SPECIFY:**

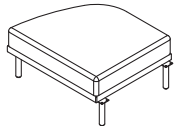
1. Model Number
2. Fabric Grade / Cover Number
3. Leg Material / Finish
4. Glide

• See page 137 for Eklund options  
See pages 150-151 for COM fabric yardage

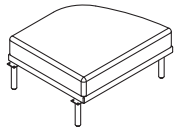
**MODULAR BENCH**



Center, Starter



Right, Starter



Left, Starter

**MODEL NO.**

**GRADE / LIST PRICE**

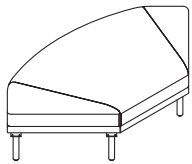
|         |                 |    | 1    | 2/COM | 3/COL | 4    | 5    | 6    | 7    | L7   | L8   |
|---------|-----------------|----|------|-------|-------|------|------|------|------|------|------|
| N86BS1C | Center, Starter | \$ | 1352 | 1414  | 1439  | 1485 | 1534 | 1617 | 1727 | 2251 | 2422 |
| N86BA1C | Center, Add-On  |    | 1248 | 1310  | 1335  | 1381 | 1430 | 1513 | 1623 | 2147 | 2318 |
| N86BE1C | Center, End     |    | 1248 | 1310  | 1335  | 1381 | 1430 | 1513 | 1623 | 2147 | 2318 |
| N86BS1R | Right, Starter  |    | 1352 | 1409  | 1432  | 1474 | 1518 | 1594 | 1694 | 2173 | 2329 |
| N86BE1R | Right, End      |    | 1248 | 1305  | 1328  | 1370 | 1414 | 1490 | 1590 | 2069 | 2225 |
| N86BS1L | Left, Starter   |    | 1352 | 1409  | 1432  | 1474 | 1518 | 1594 | 1694 | 2173 | 2329 |
| N86BE1L | Left, End       |    | 1248 | 1305  | 1328  | 1370 | 1414 | 1490 | 1590 | 2069 | 2225 |

**DIMENSIONS**

|                 |     |                     |     |                        |     |
|-----------------|-----|---------------------|-----|------------------------|-----|
| Width - Center  | 30¼ | Width - Left/Right  | 35½ | Weight                 | 44  |
| Depth - Center  | 30  | Depth - Left/Right  | 30  | Cubic Ft. - Center     | 11  |
| Height - Center | 16¼ | Height - Left/Right | 16¼ | Cubic Ft. - Left/Right | 9.6 |

- Ganging hardware is integrated within the leg design, shipped unattached
- Contrasting fabric option – specify X (i.e., N86BS1CX); see page 138. For list pricing, use your electronic specification tool or contact customer service

**MODULAR CORNER BENCH**



Corner Starter

|         |                 |    | 1    | 2/COM | 3/COL | 4    | 5    | 6    | 7    | L7   | L8   |
|---------|-----------------|----|------|-------|-------|------|------|------|------|------|------|
| N86BSCN | Corner, Starter | \$ | 1872 | 1937  | 1963  | 2011 | 2062 | 2148 | 2263 | 2810 | 2988 |
| N86BACN | Corner, Add-On  |    | 1768 | 1833  | 1859  | 1907 | 1958 | 2044 | 2159 | 2706 | 2884 |
| N86BECN | Corner, End     |    | 1768 | 1833  | 1859  | 1907 | 1958 | 2044 | 2159 | 2706 | 2884 |

**DIMENSIONS**

|        |     |           |      |
|--------|-----|-----------|------|
| Width  | 67½ | Weight    | 80   |
| Depth  | 35¼ | Cubic Ft. | 22.4 |
| Height | 16¼ |           |      |

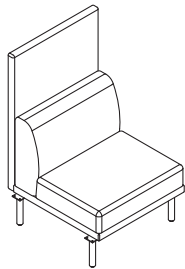
- Ganging hardware is integrated within the leg design, shipped unattached
- Contrasting fabric option – specify X (i.e., N86BSCNX); see page 138. For list pricing, use your electronic specification tool or contact customer service

**TO ORDER, SPECIFY:**

1. Model Number
2. Fabric Grade / Cover Number
3. Panel Bracket Paint
4. Leg Material / Finish
5. Glide

- See page 137 for Eklund options
- See pages 150-151 for COM fabric yardage

**MODULAR SINGLE SEAT WITH PRIVACY**



Armless Starter

**MODEL NO.**

**GRADE / LIST PRICE**

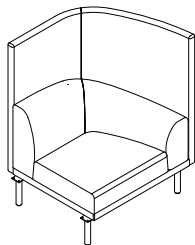
|          |                  | 1       | 2/COM | 3/COL | 4    | 5    | 6    | 7    | L7   | L8   |
|----------|------------------|---------|-------|-------|------|------|------|------|------|------|
| N86LS1MP | Armless, Starter | \$ 2496 | 2647  | 2709  | 2821 | 2938 | 3140 | 3409 | 4686 | 5100 |
| N86LA1MP | Armless, Add-On  | 2392    | 2543  | 2605  | 2717 | 2834 | 3036 | 3305 | 4582 | 4996 |
| N86LE1MP | Armless, End     | 2392    | 2543  | 2605  | 2717 | 2834 | 3036 | 3305 | 4582 | 4996 |

**DIMENSIONS**

|        |    |             |     |             |     |           |      |
|--------|----|-------------|-----|-------------|-----|-----------|------|
| Width  | 29 | Seat Width  | 29  | Back Width  | 29  | Weight    | 85   |
| Depth  | 32 | Seat Depth  | 22½ | Back Height | 14½ | Cubic Ft. | 27.8 |
| Height | 48 | Seat Height | 16¼ |             |     |           |      |

- Ganging hardware is integrated within the leg design, shipped unattached
- Contrasting fabric option – specify X (i.e., N86LS1MPX); see page 138. For list pricing, use your electronic specification tool or contact customer service

**MODULAR SINGLE SEAT WITH ARM AND PRIVACY**



Left Arm Starter

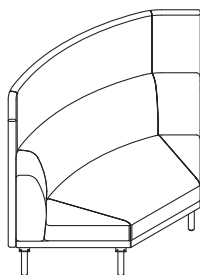
|          |                    | 1       | 2/COM | 3/COL | 4    | 5    | 6    | 7    | L7   | L8   |
|----------|--------------------|---------|-------|-------|------|------|------|------|------|------|
| N86LS1RP | Right Arm, Starter | \$ 2704 | 2890  | 2966  | 3104 | 3249 | 3498 | 3829 | 5402 | 5913 |
| N86LE1RP | Right Arm, End     | 2600    | 2786  | 2862  | 3000 | 3145 | 3394 | 3725 | 5298 | 5809 |
| N86LS1LP | Left Arm, Starter  | 2704    | 2890  | 2966  | 3104 | 3249 | 3498 | 3829 | 5402 | 5913 |
| N86LE1LP | Left Arm, End      | 2600    | 2786  | 2862  | 3000 | 3145 | 3394 | 3725 | 5298 | 5809 |

**DIMENSIONS**

|        |    |             |     |            |     |             |     |           |      |
|--------|----|-------------|-----|------------|-----|-------------|-----|-----------|------|
| Width  | 37 | Seat Width  | 27¾ | Arm Height | 24¼ | Back Width  | 21½ | Weight    | 103  |
| Depth  | 32 | Seat Depth  | 20¾ | Arm Width  | 7   | Back Height | 14¾ | Cubic Ft. | 34.2 |
| Height | 48 | Seat Height | 16¼ |            |     |             |     |           |      |

- Ganging hardware is integrated within the leg design, shipped unattached
- Contrasting fabric option – specify X (i.e., N86LS1RPX); see page 138. For list pricing, use your electronic specification tool or contact customer service

**MODULAR CORNER WITH PRIVACY**



Corner Starter

|           |                 | 1       | 2/COM | 3/COL | 4    | 5    | 6    | 7    | L7   | L8   |
|-----------|-----------------|---------|-------|-------|------|------|------|------|------|------|
| N86LSCNMP | Corner, Starter | \$ 3536 | 3741  | 3825  | 3977 | 4136 | 4410 | 4775 | 6508 | 7070 |
| N86LACNMP | Corner, Add-On  | 3432    | 3637  | 3721  | 3873 | 4032 | 4306 | 4671 | 6404 | 6966 |
| N86LECNMP | Corner, End     | 3432    | 3637  | 3721  | 3873 | 4032 | 4306 | 4671 | 6404 | 6966 |

**DIMENSIONS**

|        |     |             |     |             |     |           |      |
|--------|-----|-------------|-----|-------------|-----|-----------|------|
| Width  | 69½ | Seat Width  | 56½ | Back Width  | 56½ | Weight    | 130  |
| Depth  | 37  | Seat Depth  | 27¾ | Back Height | 14½ | Cubic Ft. | 79.8 |
| Height | 48  | Seat Height | 16¼ |             |     |           |      |

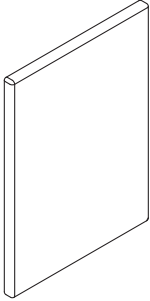
- Ganging hardware is integrated within the leg design, shipped unattached
- Contrasting fabric option – specify X (i.e., N86LSCNMPX); see page 138. For list pricing, use your electronic specification tool or contact customer service

**TO ORDER, SPECIFY:**

1. Model Number
2. Fabric Grade / Cover Number
3. Panel Bracket Paint Color
4. Leg Material / Finish (if applicable)
5. Glide (if applicable)

• See page 137 for Eklund options  
See pages 150-151 for COM fabric yardage

**MODULAR PRIVACY PANEL**



| MODEL NO. | GRADE / LIST PRICE |        |       |       |      |      |      |      |      |      |
|-----------|--------------------|--------|-------|-------|------|------|------|------|------|------|
|           |                    | 1      | 2/COM | 3/COL | 4    | 5    | 6    | 7    | L7   | L8   |
| N86PVS    | Spanner Panel      | \$ 832 | 900   | 927   | 977  | 1030 | 1120 | 1240 | 1810 | 1995 |
| N86PVE    | Extension Panel    | 936    | 1004  | 1031  | 1081 | 1134 | 1224 | 1344 | 1914 | 2099 |

**DIMENSIONS**

|                    |     |           |     |
|--------------------|-----|-----------|-----|
| Width              | 35¼ | Weight    | 45  |
| Depth              | 2½  | Cubic Ft. | 2.9 |
| Height - Spanner   | 40  |           |     |
| Height - Extension | 48  |           |     |

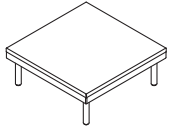
- Spanner panels are supported by the privacy panels of lounge units on either side with four panel connection brackets, installed in field
- Extension panels are supported by the privacy panel of an adjacent lounge model on one side and an included leg on the free end
- Spanner and Extension panels cannot be attached to each other in any variation
- Due to spanner and extension panel attachment, they cannot be added onto lounge units without privacy, or onto benches or tables
- Panels extend the privacy panels of privacy lounge units, therefore, cannot be used on the end of a unit (perpendicular to existing privacy)
- Contrasting fabric option – specify X (i.e., N86PVEX); see page 138. For list pricing, use your electronic specification tool or contact customer service

**TO ORDER, SPECIFY:**

1. Model Number
2. Laminate / Solid Surface Color
3. Fabric Grade / Cover Number
4. Leg Material / Finish
5. Glide

• See page 137 for Eklund options  
See pages 150-151 for COM fabric yardage

**SQUARE END TABLES**



Freestanding End Table

**MODEL NO.**

**GRADE / LIST PRICE**

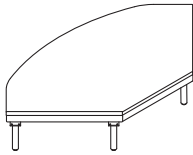
|             |                                      | 1       | 2/COM | 3/COL | 4    | 5    | 6    | 7    | L7   | L8   |
|-------------|--------------------------------------|---------|-------|-------|------|------|------|------|------|------|
| N86T2929ENL | Freestanding, Laminate               | \$ 1248 | 1267  | 1275  | 1289 | 1303 | 1329 | 1362 | 1522 | 1574 |
| N86T2929ENS | Freestanding, Solid Surface, Grade A | 2184    | 2203  | 2211  | 2225 | 2239 | 2265 | 2298 | 2458 | 2510 |
| N86TS29EL   | Starter, Laminate                    | 1144    | 1163  | 1171  | 1185 | 1199 | 1225 | 1258 | 1418 | 1470 |
| N86TS29ES   | Starter, Solid Surface, Grade A      | 2028    | 2047  | 2055  | 2069 | 2083 | 2109 | 2142 | 2302 | 2354 |
| N86TA29EL   | Add-On, Laminate                     | 1144    | 1163  | 1171  | 1185 | 1199 | 1225 | 1258 | 1418 | 1470 |
| N86TA29ES   | Add-On, Solid Surface, Grade A       | 1924    | 1943  | 1951  | 1965 | 1979 | 2005 | 2038 | 2198 | 2250 |
| N86TE29EL   | End, Laminate                        | 1144    | 1163  | 1171  | 1185 | 1199 | 1225 | 1258 | 1418 | 1470 |
| N86TE29ES   | End, Solid Surface, Grade A          | 1924    | 1943  | 1951  | 1965 | 1979 | 2005 | 2038 | 2198 | 2250 |

**DIMENSIONS**

|        |     |                        |     |
|--------|-----|------------------------|-----|
| Width  | 29  | Weight - Laminate      | 75  |
| Depth  | 29  | Weight - Solid Surface | 85  |
| Height | 11½ | Cubic Ft.              | 5.3 |

- For Solid Surface Grades B and C list pricing, use your electronic specification tool or contact customer service
- Legs shipped unattached for installment in the field
- Ganging hardware is integrated within the leg design, shipped unattached (if applicable)

**CORNER TABLES**



Starter Corner

|           |                                 | 1       | 2/COM | 3/COL | 4    | 5    | 6    | 7    | L7   | L8   |
|-----------|---------------------------------|---------|-------|-------|------|------|------|------|------|------|
| N86TS10NL | Starter, Laminate               | \$ 1872 | 1883  | 1887  | 1895 | 1904 | 1918 | 1937 | 2028 | 2058 |
| N86TS10NS | Starter, Solid Surface, Grade A | 3016    | 3027  | 3031  | 3039 | 3048 | 3062 | 3081 | 3172 | 3202 |
| N86TA10NL | Add-On, Laminate                | 1768    | 1779  | 1783  | 1791 | 1800 | 1814 | 1833 | 1924 | 1954 |
| N86TA10NS | Add-On, Solid Surface, Grade A  | 2912    | 2923  | 2927  | 2935 | 2944 | 2958 | 2977 | 3068 | 3098 |
| N86TE10NL | End, Laminate                   | 1768    | 1779  | 1783  | 1791 | 1800 | 1814 | 1833 | 1924 | 1954 |
| N86TE10NS | End, Solid Surface, Grade A     | 2912    | 2923  | 2927  | 2935 | 2944 | 2958 | 2977 | 3068 | 3098 |

**DIMENSIONS**

|        |     |                        |      |
|--------|-----|------------------------|------|
| Width  | 65¼ | Weight - Laminate      | 100  |
| Depth  | 34¾ | Weight - Solid Surface | 130  |
| Height | 11½ | Cubic Ft.              | 12.8 |

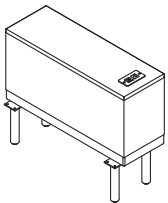
- For Solid Surface Grades B and C list pricing, use your electronic specification tool or contact customer service
- Ganging hardware is integrated within the leg design, shipped unattached

**TO ORDER, SPECIFY:**

1. Model Number
2. Tablet Arm Laminate (if applicable)
3. Laminate / Solid Surface Color
4. Fabric Grade / Cover Number
5. Grommet (if applicable)
6. Leg Material / Finish
7. Glide

- See page 137 for Eklund options
- See pages 150-151 for COM fabric yardage

**CONSOLE TABLES**



Starter Console Table, Grommet

**MODEL NO.**

**GRADE / LIST PRICE**

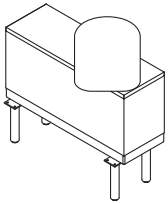
|           |                                 | 1       | 2/COM | 3/COL | 4    | 5    | 6    | 7    | L7   | L8   |
|-----------|---------------------------------|---------|-------|-------|------|------|------|------|------|------|
| N86TS10CL | Starter, Laminate               | \$ 1248 | 1259  | 1263  | 1271 | 1280 | 1294 | 1313 | 1404 | 1434 |
| N86TS10CS | Starter, Solid Surface, Grade A | 1768    | 1779  | 1783  | 1791 | 1800 | 1814 | 1833 | 1924 | 1954 |
| N86TA10CL | Add-On, Laminate                | 1144    | 1155  | 1159  | 1167 | 1176 | 1190 | 1209 | 1300 | 1330 |
| N86TA10CS | Add-On, Solid Surface, Grade A  | 1664    | 1675  | 1679  | 1687 | 1696 | 1710 | 1729 | 1820 | 1850 |
| N86TE10CL | End, Laminate                   | 1144    | 1155  | 1159  | 1167 | 1176 | 1190 | 1209 | 1300 | 1330 |
| N86TE10CS | End, Solid Surface, Grade A     | 1664    | 1675  | 1679  | 1687 | 1696 | 1710 | 1729 | 1820 | 1850 |

**DIMENSIONS**

|        |     |                        |     |
|--------|-----|------------------------|-----|
| Width  | 10  | Weight - Laminate      | 50  |
| Depth  | 29  | Weight - Solid Surface | 60  |
| Height | 20¾ | Cubic Ft.              | 5.3 |

- For Solid Surface Grades B and C list pricing, use your electronic specification tool or contact customer service
- Solid surface models feature laminate vertical panels
- Ganging hardware is integrated within the leg design, shipped unattached
- Grommet cutout option CUT-G38C is available on laminate models

**TABLET CONSOLE TABLES**



Left Starter Tablet Console Table

|             |                          | 1       | 2/COM | 3/COL | 4    | 5    | 6    | 7    | L7   | L8   |
|-------------|--------------------------|---------|-------|-------|------|------|------|------|------|------|
| N86TS10CTLL | Starter, Laminate, Left  | \$ 1456 | 1467  | 1471  | 1479 | 1488 | 1502 | 1521 | 1612 | 1642 |
| N86TS10CTRL | Starter, Laminate, Right | 1456    | 1467  | 1471  | 1479 | 1488 | 1502 | 1521 | 1612 | 1642 |
| N86TA10CTLL | Add-On, Laminate, Left   | 1352    | 1363  | 1367  | 1375 | 1384 | 1398 | 1417 | 1508 | 1538 |
| N86TA10CTRL | Add-On, Laminate, Right  | 1352    | 1363  | 1367  | 1375 | 1384 | 1398 | 1417 | 1508 | 1538 |
| N86TE10CTLL | End, Laminate, Left      | 1352    | 1363  | 1367  | 1375 | 1384 | 1398 | 1417 | 1508 | 1538 |
| N86TE10CTRL | End, Laminate, Right     | 1352    | 1363  | 1367  | 1375 | 1384 | 1398 | 1417 | 1508 | 1538 |

**DIMENSIONS**

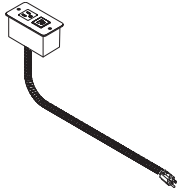
|        |     |                       |     |           |     |
|--------|-----|-----------------------|-----|-----------|-----|
| Width  | 10  | Tablet Surface Height | 27¾ | Weight    | 70  |
| Depth  | 28¾ |                       |     | Cubic Ft. | 4.9 |
| Height | 20¾ |                       |     |           |     |

- Tablet support column is always black
- Ganging hardware is integrated within the leg design, shipped unattached
- Grommet cutout option CUT-G38C is available on all models. For grommet location, see line art for Console Tables

**TO ORDER, SPECIFY:**

- 1. Model Number

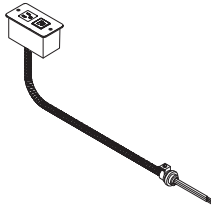
**POWER/USB GROMMET - PLUGGED**



| MODEL NO.    |        | LIST PRICE | CARTONED WEIGHT | CUBIC FEET |
|--------------|--------|------------|-----------------|------------|
| NACG38AELPGB | Black  | \$ 385     | 1.5 lbs.        | 0.3        |
| NACG38AELPGS | Silver | 385        | 1.5 lbs.        | 0.3        |
| NACG38AELPGW | White  | 385        | 1.5 lbs.        | 0.3        |

- Features 1 power outlet and 1 USB (A+C) combo ports
- Includes black 108" long 3-prong power cord
- Power outlet provides 15 amps

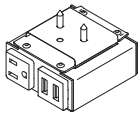
**POWER/USB GROMMET HARDWIRE**



|              |                  |        |           |     |
|--------------|------------------|--------|-----------|-----|
| NACG38AELHCB | Hardwire, Black  | \$ 464 | 1.75 lbs. | 0.3 |
| NACG38AELHCS | Hardwire, Silver | 464    | 1.75 lbs. | 0.3 |
| NACG38AELHCW | Hardwire, White  | 464    | 1.75 lbs. | 0.3 |

- Features 1 power outlet and 1 USB (A+C) combo ports
- Metal conduit hardwire is 108" long
- Power outlet provides 15 amps

**UNDERMOUNT USB POWER UNIT**



|             |            |        |        |     |
|-------------|------------|--------|--------|-----|
| NAC03ELUPDC | Black only | \$ 287 | 2 lbs. | 0.3 |
|-------------|------------|--------|--------|-----|

**DIMENSIONS**

|        |    |
|--------|----|
| Width  | 3  |
| Depth  | 3  |
| Height | 1½ |

- Can be mounted to the underside of any flat surface
- Features 1 power outlet and 2 USB (A) ports
- 72" 15 amp cord

# COM YARDAGE REQUIREMENTS

## COM YARDAGE REQUIREMENTS (54" WIDTH – CUT UP THE ROLL)

| MODEL   | RAILROADED<br>Contact customer<br>service 800-482-1717<br>for ydg requirements | NON DIRECTIONAL<br>OR<br>SOLID       | 1"-4" REPEAT                         | 5"-11" REPEAT                        | 12"-18" REPEAT                       | COL<br>SQUARE<br>FEET                     |
|---|--|--------------------------------------|--------------------------------------|--------------------------------------|--------------------------------------|---|
|   |  |                                      | 4" VERTICAL<br>X<br>4" HORIZONTAL    | 11" VERTICAL<br>X<br>11" HORIZONTAL  | 18" VERTICAL<br>X<br>18" HORIZONTAL  |   |
| N86BA1C, N86BE1C, N86BF1C,<br>N86BS1C         |  | 2.30                                 | 2.90                                 | 3.70                                 | 5.00                                 | 45.94                                     |
| N86BA1CX, N86BE1CX, N86BF1CX,<br>N86BS1CX     | Accent<br>Seat   | 0.70<br>1.70                         | 1.10<br>2.10                         | 1.60<br>2.40                         | 2.60<br>3.00                         | 13.84<br>33.76                            |
| N86BACN, N86BECN, N86BSCN                     |  | 2.40                                 | 3.90                                 | 5.60                                 | 9.00                                 | 48.15                                     |
| N86BACNX, N86BECNX, N86BSCNX                  | Accent<br>Seat   | 0.80<br>1.90                         | 1.50<br>2.90                         | 2.20<br>3.80                         | 3.60<br>6.00                         | 15.5<br>37.63                             |
| N86BE1L, N86BE1R, N86BS1L,<br>N86BS1R         |  | 2.10                                 | 2.50                                 | 3.70                                 | 5.00                                 | 40.95                                     |
| N86BE1LX, N86BE1RX, N86BS1LX,<br>N86BS1RX     | Accent<br>Seat   | 0.80<br>1.50                         | 1.00<br>2.00                         | 1.60<br>2.40                         | 2.60<br>3.00                         | 14.94<br>30.44                            |
| N86D1   |  | 1.00                                 | 1.00                                 | 1.70                                 | 2.70                                 | 19.92                                     |
| N86LA1M, N86LE1M, N86LF1M,<br>N86LS1M         |  | 3.20                                 | 4.00                                 | 5.30                                 | 6.00                                 | 64.2                                      |
| N86LA1MX, N86LE1MX, N86LF1MX,<br>N86LS1MX     | Accent<br>Seat<br>Back<br>Extreme  | 0.70<br>1.30<br>0.80<br>0.70         | 0.60<br>1.80<br>1.00<br>0.90         | 1.60<br>2.20<br>2.10<br>1.20         | 2.60<br>2.60<br>2.20<br>1.30         | 13.84<br>24.9<br>16.6<br>14.39            |
| N86LA1MP, N86LE1MP, N86LF1MP,<br>N86LS1MP     |  | 5.60                                 | 6.40                                 | 7.70                                 | 9.00                                 | 111.79                                    |
| N86LA1MPX, N86LE1MPX,<br>N86LF1MPX, N86LS1MPX | Accent<br>Seat<br>Back<br>Extreme<br>Back Accent                               | 0.70<br>1.30<br>1.50<br>1.30<br>1.30 | 1.10<br>1.80<br>1.70<br>1.60<br>1.50 | 1.60<br>2.20<br>2.20<br>2.70<br>1.50 | 2.60<br>2.60<br>2.80<br>2.50<br>2.10 | 13.84<br>25.46<br>29.33<br>26.57<br>24.9  |
| N86LACNM, N86LECNM,<br>N86LSCNM               |  | 4.30                                 | 5.60                                 | 10.20                                | 12.60                                | 86.34                                     |
| N86LACNMX, N86LECNMX,<br>N86LSCNMX            | Accent<br>Seat<br>Back<br>Extreme  | 0.80<br>1.40<br>1.80<br>1.40         | 1.30<br>1.90<br>2.10<br>1.60         | 2.20<br>2.80<br>3.10<br>3.00         | 3.60<br>4.10<br>3.40<br>3.20         | 15.5<br>27.67<br>36.53<br>27.12           |
| N86LACNMP, N86LECNMP,<br>N86LSCNMP            |  | 7.60                                 | 9.90                                 | 16.40                                | 19.00                                | 152.2                                     |
| N86LACNMPX, N86LECNMPX,<br>N86LSCNMPX         | Accent<br>Seat<br>Back<br>Extreme<br>Back Accent                               | 0.60<br>1.40<br>2.00<br>2.70<br>2.40 | 0.90<br>1.90<br>2.60<br>3.00<br>2.70 | 1.30<br>2.80<br>4.10<br>4.90<br>4.00 | 2.10<br>4.00<br>5.90<br>6.60<br>5.00 | 11.62<br>27.67<br>39.29<br>53.13<br>48.15 |
| N86LE1L, N86LE1R, N86LS1L,<br>N86LS1R         |  | 3.00                                 | 4.70                                 | 6.20                                 | 6.60                                 | 59.77                                     |
| N86LE1LX, N86LE1RX, N86LS1LX,<br>N86LS1RX     | Accent<br>Seat<br>Back<br>Extreme  | 0.80<br>1.10<br>1.40<br>1.20         | 1.10<br>1.30<br>1.70<br>1.40         | 1.60<br>1.70<br>2.20<br>1.80         | 2.60<br>2.10<br>2.40<br>2.10         | 14.94<br>21.58<br>27.67<br>23.8           |
| N86LE1LP, N86LE1RP, N86LS1LP,<br>N86LS1RP     |  | 6.90                                 | 8.90                                 | 10.40                                | 14.00                                | 137.25                                    |
| N86LE1LPX, N86LE1RPX,<br>N86LS1LPX, N86LS1RPX | Accent<br>Seat<br>Back<br>Extreme<br>Back Accent                               | 0.40<br>1.10<br>1.60<br>2.60<br>2.40 | 0.60<br>1.40<br>2.30<br>3.00<br>2.70 | 1.00<br>1.90<br>2.80<br>3.40<br>2.80 | 1.60<br>2.10<br>3.20<br>4.50<br>3.60 | 8.3<br>21.58<br>32.65<br>52.02<br>48.15   |
| N86LF1A, N86RK1A                              |  | 3.60                                 | 5.50                                 | 7.40                                 | 8.00                                 | 71.95                                     |
| N86LF1AX, N86RK1AX                            | Accent<br>Seat<br>Back<br>Extreme  | 0.70<br>1.20<br>1.60<br>1.60         | 1.10<br>1.50<br>1.90<br>1.90         | 1.60<br>1.90<br>2.40<br>2.40         | 2.60<br>2.30<br>3.20<br>2.70         | 13.84<br>23.24<br>32.1<br>32.65           |
| N86LF1AP, N86RK1AP                            |  | 9.30                                 | 11.40                                | 13.00                                | 15.60                                | 184.29                                    |



**COM YARDAGE REQUIREMENTS (54" WIDTH – CUT UP THE ROLL)**

| MODEL  | RAILROADED<br>Contact customer<br>service 800-482-1717<br>for ydg requirements | NON DIRECTIONAL<br>OR<br>SOLID | 1"-4" REPEAT                      | 5"-11" REPEAT                       | 12"-18" REPEAT                      | COL<br>SQUARE<br>FEET |
|--|--|--------------------------------|-----------------------------------|-------------------------------------|-------------------------------------|-----------------------|
|  |  |                                | 4" VERTICAL<br>X<br>4" HORIZONTAL | 11" VERTICAL<br>X<br>11" HORIZONTAL | 18" VERTICAL<br>X<br>18" HORIZONTAL |                       |
| N86LF1APX, N86RK1APX   | Accent   | 0.30                           | 0.40                              | 0.70                                | 1.10                                | 4.98                  |
|  | Seat   | 1.20                           | 1.50                              | 1.90                                | 2.30                                | 23.24                 |
|  | Back   | 1.90                           | 2.70                              | 3.30                                | 4.20                                | 38.19                 |
|  | Extreme  | 3.90                           | 4.40                              | 4.90                                | 6.60                                | 78.03                 |
|  | Back Accent  | 3.60                           | 3.90                              | 4.00                                | 5.00                                | 71.39                 |
| N86LF2A  |  | 5.20                           | 8.40                              | 9.90                                | 13.00                               | 103.49                |
| N86LF2AX   | Accent   | 1.00                           | 1.50                              | 2.20                                | 3.60                                | 19.37                 |
|  | Seat   | 1.70                           | 2.30                              | 2.80                                | 3.10                                | 33.76                 |
|  | Back   | 2.10                           | 2.90                              | 4.00                                | 4.40                                | 41.51                 |
|  | Extreme  | 2.20                           | 2.70                              | 3.30                                | 4.00                                | 43.72                 |
| N86LF2AP   |  | 12.60                          | 16.20                             | 18.30                               | 21.90                               | 251.81                |
| N86LF2APX  | Accent   | 0.40                           | 0.60                              | 1.00                                | 1.60                                | 7.75                  |
|  | Seat   | 1.70                           | 2.30                              | 2.80                                | 3.10                                | 33.76                 |
|  | Back   | 2.40                           | 3.70                              | 5.20                                | 5.50                                | 47.6                  |
|  | Extreme  | 5.10                           | 5.70                              | 6.40                                | 8.50                                | 101.83                |
|  | Back Accent  | 4.80                           | 5.20                              | 5.20                                | 6.60                                | 94.64                 |
| N86LF3A  |  | 7.70                           | 11.00                             | 13.20                               | 17.00                               | 152.75                |
| N86LF3AX   | Accent   | 1.30                           | 2.00                              | 2.80                                | 4.60                                | 25.46                 |
|  | Seat   | 2.20                           | 3.20                              | 4.00                                | 4.60                                | 44.28                 |
|  | Back   | 2.50                           | 3.70                              | 4.30                                | 5.40                                | 50.36                 |
|  | Extreme  | 2.80                           | 3.30                              | 3.90                                | 5.10                                | 55.34                 |
| N86LF3AP   |  | 17.00                          | 21.90                             | 23.80                               | 29.00                               | 339.26                |
| N86LF3APX  | Accent   | 0.50                           | 0.90                              | 1.30                                | 2.10                                | 10.52                 |
|  | Seat   | 2.20                           | 3.20                              | 4.00                                | 4.60                                | 44.28                 |
|  | Back   | 3.00                           | 4.80                              | 5.90                                | 7.40                                | 60.32                 |
|  | Extreme  | 6.30                           | 7.00                              | 7.90                                | 10.00                               | 126.18                |
|  | Back Accent  | 5.90                           | 6.40                              | 6.40                                | 8.00                                | 117.88                |
| N86PD1TLP, N86PD1TRP   |  | 9.50                           | 11.00                             | 12.90                               | 18.60                               | 189.28                |
| N86PD1TLPX, N86PD1TRPX   | Accent   | 0.40                           | 0.60                              | 1.00                                | 1.60                                | 7.75                  |
|  | Seat   | 1.10                           | 1.40                              | 1.90                                | 2.10                                | 22.14                 |
|  | Back   | 1.60                           | 2.40                              | 2.80                                | 3.20                                | 32.65                 |
|  | Extreme  | 3.90                           | 4.40                              | 5.50                                | 9.00                                | 76.93                 |
|  | Back Accent  | 3.60                           | 3.90                              | 4.00                                | 5.00                                | 71.95                 |
| N86PVE, N86PVS   |  | 2.50                           | 2.80                              | 3.00                                | 4.00                                | 49.81                 |
| N86PVEX, N86PVSX   | Back Accent  | 1.30                           | 1.50                              | 1.50                                | 2.00                                | 24.9                  |
|  | Extreme  | 1.30                           | 1.60                              | 2.70                                | 2.50                                | 26.57                 |
| N86T2929ENL, N86T2929ENS,<br>N86TA29EL, N86TA29ES,<br>N86TE29EL, N86TE29ES,<br>N86TS29EL, N86TS29ES  |  | 0.70                           | 1.00                              | 1.60                                | 2.60                                | 13.84                 |
| N86TA10CL, N86TA10CS,<br>N86TA10CTL, N86TA10CTRL,<br>N86TE10CL, N86TE10CS,<br>N86TE10CTL, N86TE10CTRL,<br>N86TS10CL, N86TS10CS,<br>N86TS10CTL, N86TS10CTRL |  | 0.40                           | 0.60                              | 1.00                                | 2.00                                | 8.3                   |
| N86TA10NL, N86TA10NS,<br>N86TE10NL, N86TE10NS,<br>N86TS10NL, N86TS10NS   |  | 0.80                           | 1.50                              | 2.20                                | 3.60                                | 15.5                  |

