
ELOQUENCE

GUEST, TANDEM, BARIATRIC, GANGING TABLES

Product Specifications	154
Fabrics and Options	155
Contrasting Fabrics Specifications	156
Stitch-it Specifications	156
Product Pages	157

LOUNGE, FREESTANDING TABLES

Product Specifications	160
Fabrics and Options	161
Contrasting Fabrics Specifications	162
Product Pages	163

EXECUTIVE

Product Specifications	165
Fabrics and Options	166
Product Pages	167

COM YARDAGE REQUIREMENTS 168

STITCH-IT YARDAGE REQUIREMENTS 168

ELOQUENCE

ELOQUENCE PRODUCT SPECIFICATIONS—GUEST, TANDEM, BARIATRIC, GANGING TABLES

FRAME CONSTRUCTION

- Constructed of beech with mortise and tenon joints on top rail and doweled joints on front and back rails
- Each joint is securely glued for maximum joint stability
- Features back legs cut from steam bent beech wood
- Non-marring nylon glides

ARMS

- Available with black protective polyurethane arm caps for added durability

SEAT CONSTRUCTION (N85SA, N85SB, N85SC, N85SAA, N85SAAA, N85SACA)

- 2" of high grade polyurethane foam covers a plywood panel with high tension strip webbing for comfort
- Corner blocks are screwed and glued in all 4 corners of the seat

SEAT CONSTRUCTION (N85SE)

- 2" of high grade polyurethane foam covers a solid seat panel
- Corner blocks are screwed and glued in all 4 corners of the seat

BACK CONSTRUCTION (ALL MODELS)

- $\frac{3}{4}$ " of high grade polyurethane foam covers the front of a contoured panel for support and comfort
- The outer (extreme) back features $\frac{1}{4}$ " of high grade polyurethane foam

CONTRASTING FABRICS

- Guest and tandem seating available with contrasting fabric

FINISH

- Features a catalyzed top coat that resists denting, peeling and reactions to chemicals
- Can be cleaned with a damp cloth
- When specifying Brighton, Natural, and Sonoma finish, variation in color is acceptable due to the nature of wood characteristics

WOOD SPECIES


- Beech

TABLES

- Veneer models feature $\frac{3}{4}$ " grade A, slipmatched, European beech veneer tops with European beech façade rails and legs
- Laminate models feature $\frac{3}{4}$ " particle board with laminate (HPL) top and European beech façade rails and legs

STITCH-IT

- All models available with Stitch-it option, except bariatric



All Eloquence models may be ordered to meet TB133 fire code.

To order seating to meet the TB133 fire code, specify an "F" at the end of the model number (Ex: N85SAF).

For TB133 pricing go to www.NationalOfficeFurniture.com/TB133

Please consult customer service for applicable Arc-Com, COM, Designtex, Maharam, Momentum, Stinson, or Ultrafabrics fabric.

FABRICS

Grade 1	Cali
	Input
	Plush
	Ridge
	Stardust
	Vessel
Grade 2	Bliss
	Brilliant
	COM
	Dorset
	Orbit
	Phrase
	Pixie
	Sedona
	Strand

Grade 3	COL
	Jacks
	Silvertex
Grade 4	Connect Four
	Echo
	Masquerade
Grade 5	Mode

Grade 6	Essence/Ultraleather
Grade 7	Brisa
	Brisa Distressed
	Reef Pro
	Silica
	Silica Etch
	Tottori
Grade L7	Davenport
Grade L8	Florence

FINISHES

AC	Autumn	PB	Portobello
AD	Almond	PT	Portico
CL	Caramel	SK	Skyline
CW	Cordovan	SM	Sonoma
DW	Judicial	TF	Truffle
HN	Honey	405	Designer White
IM	Brighton	462	Cinder
MC	Amber	792	Sable
MH	Mocha	793	Acorn*
NM	Natural		

LAMINATES

TABLES ONLY

AC2	Autumn 2	PB	Portobello
AD	Almond	PT	Portico
CL	Caramel	SK	Skyline
CW	Cordovan	SM	Sonoma
DW	Judicial	TF	Truffle
HN2	Honey 2	405	Designer White
IM	Brighton	462	Cinder
MC	Amber	792	Sable
MH	Mocha	793	Acorn*
NM	Natural		

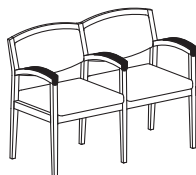
*Acorn is the finish and laminate complement to Clear Walnut finish

POLYURETHANE ARM CAPS

GUEST HALF UPHOLSTERED BACK




TANDEM 2 SEAT HALF UPHOLSTERED BACK



GUEST FULLY UPHOLSTERED BACK



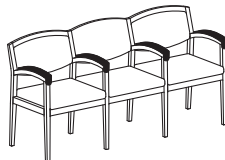
TANDEM 3 SEAT HALF UPHOLSTERED BACK




GUEST WOOD BACK



TANDEM 3 SEAT WOOD, HALF UPHOLSTERED



GUEST BARIATRIC FULLY UPHOLSTERED BACK



TO ORDER CONTRASTING FABRIC, SPECIFY

ELOQUENCE

Guest Half Upholstered Back page 157

Guest Fully Upholstered Back page 157

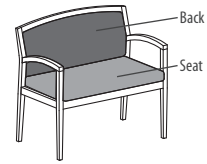
Guest Bariatric Fully Upholstered Back page 157

Tandem 2 Seat Half Upholstered Back page 158

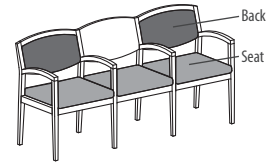
Tandem 3 Seat Half Upholstered Back page 158

Tandem 3 Seat Wood, Half Upholstered page 158

1. Model Number plus "X"
2. Back Fabric Grade Number/Cover Number
3. Seat Fabric Grade Number/Cover Number
4. Finish Color



Contrasting Fabric



Contrasting Fabric

TO ORDER WITH STITCH-IT, SPECIFY

ELOQUENCE

Guest Half Upholstered Back page 157

Guest Fully Upholstered Back page 157

Guest Wood Back page 157

Tandem 2 Seat Half Upholstered Back page 158

Tandem 3 Seat Half Upholstered Back page 158

Tandem 3 Seat Wood, Half Upholstered page 158

Note: Locations not applicable to all models

1. Model Number
2. Back/Extreme Fabric Grade Number/Cover Number
3. Back Stitch-it Option
4. Extreme Back Stitch-it Options
5. Seat Fabric Grade Number/Cover Number
6. Seat Stitch-it Options
7. Finish Designator



Shaded models are available through our Quick Delivery program and will be delivered within 10 days or less. Shaded models that feature the 48 icon will ship within 48 hours (48). See page 8 for additional program information.

TO ORDER, SPECIFY:

1. Model Number
2. Fabric Grade Number
3. Cover Number
4. Finish Designator

- See page 155 for Eloquence options
 - See pages 26-27 for Stitch-it options
- See page 168 for COM fabric yardage

**GUEST
HALF UPHOLSTERED BACK**



**MODEL
NO.**

GRADE / LIST PRICE


		1	2/COM	3/COL	4	5	6	7	L7	L8
N85SA		\$ 1007	1029	1037	1053	1070	1099	1137	1320	1379
QN85SA		1007	1029	1037	1053	1070	1099	1137		
N85SAT	Black Polyurethane Arm Caps	1107	1129	1137	1153	1170	1199	1237	1420	1479

DIMENSIONS

Width	22 ¹ / ₁₆	Seat Height	19 ¹ / ₂	Arm Height	27 ³ / ₈	Weight	18
Depth	22 ¹ / ₂	Seat Depth	18	Back Height	14 ³ / ₂	Cubic Ft.	15.5
Height	34 ¹ / ₄	Seat Width	20 ¹ / ₄	Back Width	20 ¹ / ₄		

- Contrasting fabric option – specify X (i.e., N85SAX); see page 156. For list pricing, use your electronic specification tool or contact customer service
- Stitch-it option – specify V (i.e., N85SAV). For list pricing, use your electronic specification tool or contact customer service
- Stitch-it locations; Front Back, Extreme Back and Seat

**GUEST
FULLY UPHOLSTERED BACK**



		1	2/COM	3/COL	4	5	6	7	L7	L8
N85SB		\$ 1066	1096	1108	1130	1153	1193	1245	1496	1578
QN85SB		1066	1096	1108	1130	1153	1193	1245		
N85SBT	Black Polyurethane Arm Caps	1164	1194	1206	1228	1251	1291	1343	1594	1676

DIMENSIONS

Width	22 ¹ / ₁₆	Seat Height	19 ¹ / ₂	Arm Height	27 ³ / ₈	Weight	18
Depth	22 ¹ / ₂	Seat Depth	18	Back Height	14 ³ / ₂	Cubic Ft.	15.5
Height	34 ¹ / ₄	Seat Width	20 ¹ / ₄	Back Width	20 ¹ / ₄		

- Contrasting fabric option – specify X (i.e., N85SBX); see page 156. For list pricing, use your electronic specification tool or contact customer service
- Stitch-it option – specify V (i.e., N85SBV). For list pricing, use your electronic specification tool or contact customer service
- Stitch-it locations; Front Back, Extreme Back and Seat

**GUEST
WOOD BACK**




		1	2/COM	3/COL	4	5	6	7	L7	L8
N85SC		\$ 1087	1109	1117	1133	1150	1179	1217	1400	1459
N85SCT	Black Polyurethane Arm Caps	1188	1210	1218	1234	1251	1280	1318	1501	1560

DIMENSIONS

Width	22 ¹ / ₁₆	Seat Height	19 ¹ / ₂	Arm Height	27 ³ / ₈	Weight	18
Depth	22 ¹ / ₂	Seat Depth	18	Back Height	14 ³ / ₂	Cubic Ft.	15.5
Height	34 ¹ / ₄	Seat Width	20 ¹ / ₄	Back Width	20 ¹ / ₄		

- Stitch-it option – specify V (i.e., N85SCV). For list pricing, use your electronic specification tool or contact customer service
- Stitch-it location; Seat

**GUEST BARIATRIC
FULLY UPHOLSTERED BACK**



		1	2/COM	3/COL	4	5	6	7	L7	L8
N85SE		\$ 1894	1945	1966	2004	2044	2113	2204	2637	2778
N85SET	Black Polyurethane Arm Caps	1996	2047	2068	2106	2146	2215	2306	2739	2880

DIMENSIONS

Width	35 ¹ / ₄	Seat Height	19 ¹ / ₂	Arm Height	27 ³ / ₈	Weight	33
Depth	22 ¹ / ₂	Seat Depth	18	Back Height	14 ³ / ₂	Cubic Ft.	24.5
Height	34 ¹ / ₄	Seat Width	33	Back Width	33		

- Meets 500 lb. weight load
- Contrasting fabric option – specify X (i.e., N85SEX); see page 156. For list pricing, use your electronic specification tool or contact customer service

ELOQUENCE



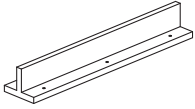
Shaded models are available through our Quick Delivery program and will be delivered within 10 days or less. Shaded models that feature the 48 icon will ship within 48 hours (48). See page 8 for additional program information.

TO ORDER, SPECIFY:

1. Model Number
2. Fabric Grade Number
3. Cover Number
4. Finish Designator

- See page 155 for Eloquence options
 - See pages 26-27 for Stitch-it options
- See page 168 for COM fabric yardage

CHAIR GANGING BRACKET



MODEL NO. GRADE / LIST PRICE

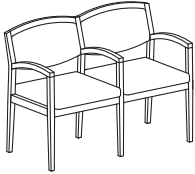
N85SJ	Wood	\$	75
QN85SJ	Wood		75

DIMENSIONS

Width	3 ³ / ₁₆	Weight	3
Depth	17 ¹ / ₁₆	Cubic Ft.	0.6
Height	2 ¹ / ₃₂		

- Some assembly required
- Wood bracket attaches under seat rail
- Separates adjoining chairs by 1/2"

TANDEM 2 SEAT HALF UPHOLSTERED BACK



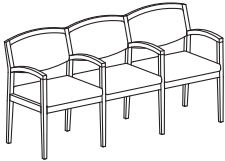
		1	2/COM	3/COL	4	5	6	7	L7	L8	
N85SAA		\$	1844	1887	1905	1937	1970	2028	2105	2470	2588
QN85SAA			1844	1887	1905	1937	1970	2028	2105		
N85SAAT	Black Polyurethane Arm Caps		1995	2038	2056	2088	2121	2179	2256	2621	2739

DIMENSIONS

Width	44 ¹ / ₃₂	Seat Height	19 ¹ / ₃₂	Arm Height	27 ³ / ₈	Weight	36
Depth	22 ¹ / ₃₂	Seat Depth	18	Back Height	14 ² / ₃₂	Cubic Ft.	26.0
Height	34 ¹ / ₄	Seat Width	20 ¹ / ₄	Back Width	20 ¹ / ₄		

- Contrasting fabric option – specify X (i.e., N85SAAAX); see page 156. For list pricing, use your electronic specification tool or contact customer service
- Stitch-it option – specify V (i.e., N85SAAV). For list pricing, use your electronic specification tool or contact customer service
- Stitch-it locations; Front Back, Extreme Back and Seat

TANDEM 3 SEAT HALF UPHOLSTERED BACK




		1	2/COM	3/COL	4	5	6	7	L7	L8	
N85SAAA		\$	2765	2833	2860	2910	2963	3053	3173	3743	3928
QN85SAAA			2765	2833	2860	2910	2963	3053	3173		
N85SAAAT	Black Polyurethane Arm Caps		2965	3033	3060	3110	3163	3253	3373	3943	4128

DIMENSIONS

Width	66 ¹ / ₈	Seat Height	19 ¹ / ₃₂	Arm Height	27 ³ / ₈	Weight	48
Depth	22 ¹ / ₃₂	Seat Depth	18	Back Height	14 ² / ₃₂	Cubic Ft.	37.6
Height	34 ¹ / ₄	Seat Width	20 ¹ / ₄	Back Width	20 ¹ / ₄		

- Contrasting fabric option – specify X (i.e., N85SAAAX); see page 156. For list pricing, use your electronic specification tool or contact customer service
- Stitch-it option – specify V (i.e., N85SAAAV). For list pricing, use your electronic specification tool or contact customer service
- Stitch-it locations; Front Back, Extreme Back and Seat

TANDEM 3 SEAT WOOD, HALF UPHOLSTERED



		1	2/COM	3/COL	4	5	6	7	L7	L8	
N85SACA		\$	2845	2910	2936	2984	3035	3121	3236	3783	3961
N85SACAT	Black Polyurethane Arm Caps		3045	3110	3136	3184	3235	3321	3436	3983	4161

DIMENSIONS

Width	66 ¹ / ₈	Seat Height	19 ¹ / ₃₂	Arm Height	27 ³ / ₈	Weight	48
Depth	22 ¹ / ₃₂	Seat Depth	18	Back Height	14 ² / ₃₂	Cubic Ft.	37.6
Height	34 ¹ / ₄	Seat Width	20 ¹ / ₄	Back Width	20 ¹ / ₄		

- Wood back is featured as center chair
- Contrasting fabric option – specify X (i.e., N85SACAX); see page 156. For list pricing, use your electronic specification tool or contact customer service
- Stitch-it option – specify V (i.e., N85SACAV). For list pricing, use your electronic specification tool or contact customer service
- Stitch-it locations; Front Back, Extreme Back and Seat



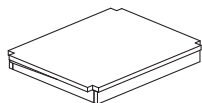
Shaded models are available through our Quick Delivery program and will be delivered within 10 days or less. Shaded models that feature the 48 icon will ship within 48 hours (48). See page 8 for additional program information.

TO ORDER, SPECIFY:

1. Model Number
2. Finish/Laminate Designator

• See page 155 for Eloquence options

GANGING CENTER TABLE

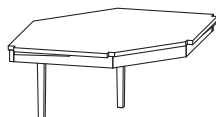


MODEL NO.

GRADE / LIST PRICE

N85SG	Wood Top Center	\$ 803
QN85SG	Wood Top Center	803
N85SGLW	Laminate Top - Center	803

GANGING CORNER TABLE



N85SH	Wood Top - Corner	\$ 950
QN85SH	Wood Top - Corner	950
N85SHLW	Laminate Top - Corner	950

CENTER TABLE DIMENSIONS

Width	24 ⁵ / ₁₆	Weight	14
Depth	19 ¹ / ₁₆	Cubic Ft.	1.4
Height	2 ⁷ / ₃₂		

CORNER TABLE DIMENSIONS

Width	41 ²⁹ / ₃₂	Weight	25
Depth	26 ¹ / ₃₂	Cubic Ft.	2.7
Height	17 ¹ / ₁₆		

- Some assembly required
- Notched to fit snugly to adjoining chairs and bariatric seating
- Fastens with U-Shaped brackets under side rails of ganging chairs

ELOQUENCE

ELOQUENCE PRODUCT SPECIFICATIONS—LOUNGE, FREESTANDING TABLES

FRAME CONSTRUCTION

- Interior frame is constructed of plywood with tenon joints that are glued and screwed for maximum joint stability
- Exterior frame is constructed of beech with mortise and tenon joints
- Each joint is securely glued for maximum joint stability
- Non-marring nylon glides

SEAT CONSTRUCTION

- 4" of high grade polyurethane foam covers a plywood panel with high tension strip webbing for comfort

BACK CONSTRUCTION

- 2" of high grade polyurethane foam which is stretched over web sheet and attached to frame

ARM CONSTRUCTION

- ¾" of high grade polyurethane foam covers both the interior and exterior upholstery panel
- Available with black protective polyurethane arm caps for added durability

CONTRASTING FABRICS

- Available with contrasting fabric locations: back, seat, and arms/outer back

FINISH


- Features a catalyzed top coat that resists denting, peeling and reactions to chemicals
- Can be cleaned with a damp cloth
- When specifying Brighton, Natural, and Sonoma finish, variation in color is acceptable due to the nature of wood characteristics

WOOD SPECIES

- Beech

TABLES

- Veneer models feature ¾" grade A, slipmatched, European beech veneer tops with European beech façade rails and legs
- Laminate models feature ¾" particle board with laminate (HPL) top and European beech façade rails and legs



All Eloquence models may be ordered to meet TB133 fire code.

To order seating to meet the TB133 fire code, specify an "F" at the end of the model number (Ex: N85LAF).

For TB133 pricing go to www.NationalOfficeFurniture.com/TB133

Please consult customer service for applicable Arc-Com, COM, Designtex, Maharam, Momentum, Stinson, or Ultrafabrics fabric.

FABRICS

Grade 1	Cali
	Input
	Plush
	Ridge
	Stardust
	Vessel
Grade 2	Bliss
	Brilliant
	COM
	Dorset
	Orbit
	Phrase
	Pixie
	Sedona
	Strand

Grade 3	COL
	Jacks
	Silvertex
Grade 4	Connect Four
	Echo
	Masquerade
Grade 5	Mode

Grade 6	Essence/Ultraleather
Grade 7	Brisa
	Brisa Distressed
	Reef Pro
	Silica
	Silica Etch
	Tottori
Grade L7	Davenport
Grade L8	Florence

FINISHES

AC	Autumn	PB	Portobello
AD	Almond	PT	Portico
CL	Caramel	SK	Skyline
CW	Cordovan	SM	Sonoma
DW	Judicial	TF	Truffle
HN	Honey	405	Designer White
IM	Brighton	462	Cinder
MC	Amber	792	Sable
MH	Mocha	793	Acorn*
NM	Natural		

LAMINATES

TABLES ONLY

AC2	Autumn 2	PB	Portobello
AD	Almond	PT	Portico
CL	Caramel	SK	Skyline
CW	Cordovan	SM	Sonoma
DW	Judicial	TF	Truffle
HN2	Honey 2	405	Designer White
IM	Brighton	462	Cinder
MC	Amber	792	Sable
MH	Mocha	793	Acorn*
NM	Natural		


*Acorn is the finish and laminate complement to Clear Walnut finish

POLYURETHANE ARM CAPS


1 SEAT LOUNGE



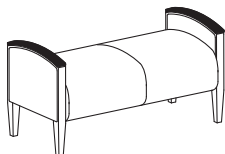
3 SEAT LOUNGE



2 SEAT LOUNGE



LOUNGE BENCH



TO ORDER CONTRASTING FABRIC, SPECIFY

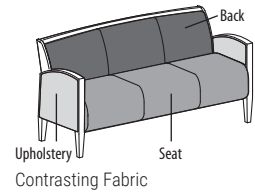
ELOQUENCE, LOUNGE

1 Seat Lounge page 163

2 Seat Lounge page 163

3 Seat Lounge page 163

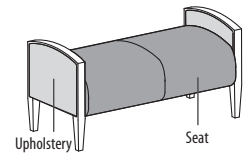
1. Model Number plus "X"
2. Back Fabric Grade Number/Cover Number
3. Seat Fabric Grade Number/Cover Number
4. Upholstery (Arm) Fabric Grade Number/Cover Number
5. Finish Color



Contrasting Fabric

Lounge Bench page 163

1. Model Number plus "X"
2. Seat Fabric Grade Number/Cover Number
3. Upholstery (Arm) Fabric Grade Number/Cover Number
4. Finish Color



Contrasting Fabric



Shaded models are available through our Quick Delivery program and will be delivered within 10 days or less. Shaded models that feature the 48 icon will ship within 48 hours (48). See page 8 for additional program information.

TO ORDER, SPECIFY:

1. Model Number
2. Fabric Grade Number
3. Cover Number
4. Finish Designator

- See page 161 for Eloquence options
- See page 168 for COM fabric yardage

1 SEAT LOUNGE




MODEL NO.	GRADE / LIST PRICE	1	2/COM	3/COL	4	5	6	7	L7	L8
		N85LA	\$	2377	2453	2483	2539	2598	2699	2833
QN85LA		2377	2453	2483	2539	2598	2699	2833		
N85LAT	Black Polyurethane Arm Caps	2512	2588	2618	2674	2733	2834	2968	3607	3814
QN85LAT	Black Polyurethane Arm Caps	2512	2588	2618	2674	2733	2834	2968		

DIMENSIONS

Width	27	Seat Height	19	Arm Height	27½	Weight	79
Depth	28¾	Seat Depth	19			Cubic Ft.	20.3
Height	34	Seat Width	22				

- Contrasting fabric option – specify X (i.e., N85LAX); see page 162. For list pricing, use your electronic specification tool or contact customer service

2 SEAT LOUNGE




MODEL NO.	GRADE / LIST PRICE	1	2/COM	3/COL	4	5	6	7	L7	L8
		N85LB	\$	3006	3115	3159	3240	3324	3469	3663
N85LBT	Black Polyurethane Arm Caps	3141	3250	3294	3375	3459	3604	3798	4717	5015

DIMENSIONS

Width	47¾	Seat Height	19	Arm Height	27½	Weight	105
Depth	28¾	Seat Depth	19			Cubic Ft.	34.7
Height	34	Seat Width	42½				

- Cushion is 1 piece with stitching
- Contrasting fabric option – specify X (i.e., N85LBX); see page 162. For list pricing, use your electronic specification tool or contact customer service

3 SEAT LOUNGE



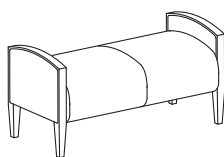
MODEL NO.	GRADE / LIST PRICE	1	2/COM	3/COL	4	5	6	7	L7	L8
		N85LC	\$	3707	3847	3905	4009	4118	4305	4555
N85LCT	Black Polyurethane Arm Caps	3844	3984	4042	4146	4255	4442	4692	5877	6262

DIMENSIONS

Width	68	Seat Height	19	Arm Height	27½	Weight	135
Depth	28¾	Seat Depth	19			Cubic Ft.	49.1
Height	34	Seat Width	62¾				

- Cushion is 1 piece with stitching
- Contrasting fabric option – specify X (i.e., N85LCX); see page 162. For list pricing, use your electronic specification tool or contact customer service

LOUNGE BENCH



MODEL NO.	GRADE / LIST PRICE	1	2/COM	3/COL	4	5	6	7	L7	L8
		N85LD	\$	1897	1965	1992	2042	2095	2185	2305
N85LDT	Black Polyurethane Arm Caps	2033	2101	2128	2178	2231	2321	2441	3011	3196

DIMENSIONS

Width	50¾	Seat Height	20¾	Arm Height	24¾	Weight	56
Depth	24¾	Seat Depth	24¾			Cubic Ft.	23.4
Height	24¾	Seat Width	45				

- Cushion is 1 piece with stitching
- Contrasting fabric option – specify X (i.e., N85LDX); see page 162. For list pricing, use your electronic specification tool or contact customer service

ELOQUENCE

TO ORDER, SPECIFY:

• See page 161 for Eloquence options

1. Model Number
2. Finish Designator

PERSONAL PULL-UP TABLE



MODEL NO.		LIST PRICE
-----------	--	------------

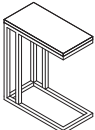
10N1622RTPUW	Wood	\$ 1107
10N1622RTPUL	Laminate	1107

DIMENSIONS

Width	22	Weight	32
Depth	13 $\frac{3}{4}$	Cubic Ft.	9.25
Height	28 $\frac{1}{2}$		

- 50 lb. weight limit
- Specify metal finish (423) Concrete, (462) Cinder, (463) Iron, (501) Platinum Metallic, or (503) Satin Nickel Metallic
- Veneer species is maple
- Acorn is the laminate/wood complement to Clear Walnut finish

PERSONAL PULL-UP TABLE



White Marble

10N1120RTPU2SS	White Marble	\$ 780
10N1620RTPU2SB	Black Marble	780

DIMENSIONS - WHITE MARBLE

Width	20	Weight	30
Depth	11	Cubic Ft.	5
Height	25		

DIMENSIONS - BLACK MARBLE

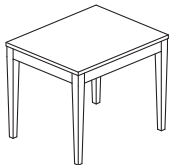
Width	20	Weight	30
Depth	16	Cubic Ft.	6.95
Height	25		

- 50 lb. weight limit
- White Marble model has a Platinum Metallic base; Black Marble model has a Cinder base
- 10N1620RTPU2SB top material is Porcelain with pattern Nero Marquina
- 10N1120RTPU2SS top material is Nature Mabel species of Bianco Crown Marble
- Specify model number only



Black Marble

END TABLE



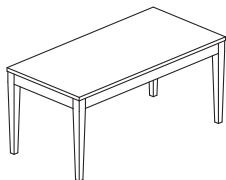
85N2024EN	Wood Top	\$ 950
85N2024ENLW	Laminate Top	950

DIMENSIONS

Width	21 $\frac{1}{2}$	Weight	19
Depth	24 $\frac{1}{16}$	Cubic Ft.	1.4
Height	20 $\frac{3}{8}$		

- Some assembly required

MAGAZINE TABLE



85N2040MG	Wood Top	\$ 1092
85N2040MGLW	Laminate Top	1092

DIMENSIONS

Width	39 $\frac{3}{8}$	Weight	26
Depth	19 $\frac{3}{32}$	Cubic Ft.	2.2
Height	18 $\frac{1}{2}$		

- Some assembly required

ELOQUENCE PRODUCT SPECIFICATIONS—EXECUTIVE

SEAT AND BACK CONSTRUCTION

- 11-ply, 1 piece solid molded plywood shell forms the seat and back
- 3" of high density foam covers the seat and 2½" of high density foam covers the back

ARM CONSTRUCTION

- Constructed of exterior beech with doweled and barrel nut joints
- Arms are attached to the seat and back with metal L-brackets
- Available with black protective polyurethane arm caps for added durability

CONTROL MECHANISM/LIFT

- The standard knee tilt mechanism features a heavy-duty adjustment tension spring for a variety of body sizes and minimal rise of front seat edge; this allows the user's feet to remain on the floor when the chair is in the reclining position
- The combination gas lift/tilt lock lever allows dual functions with a simple in/out movement for lockout and an up/down movement for height adjustment

BASE AND CASTERS

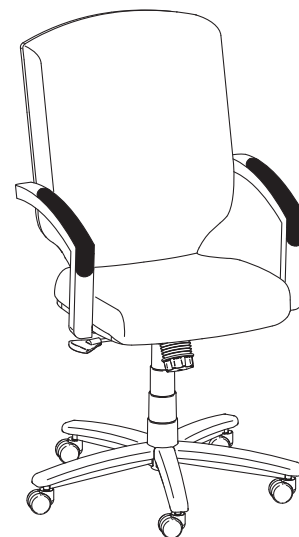
- Wood base features a standard 5-prong, rigid steel understructure to ensure long life
- Caster posts fit directly into steel sleeves, greatly reducing caster socket failure
- Decorative hardwood caps complement the chair design
- Black, hard double wheel casters, which work on multiple surfaces, are standard
- Black, soft double wheel casters are available for use on hard floors; upcharge applies to this option

FINISH

- Features a catalyzed top coat that resists denting, peeling and reactions to chemicals
- Can be cleaned with a damp cloth
- When specifying Brighton, Natural, and Sonoma finish, variation in color is acceptable due to the nature of wood characteristics

WOOD SPECIES

- Beech



All Eloquence models may be ordered to meet TB133 fire code.

To order seating to meet the TB133 fire code, specify an "F" at the end of the model number (Ex: N85CACF).

For TB133 pricing go to www.NationalOfficeFurniture.com/TB133

Please consult customer service for applicable Arc-Com, COM, Designtex, Maharam, Momentum, Stinson, or Ultrafabrics fabric.

ELOQUENCE

FABRICS

Grade 1 Cali
Input
Plush
Ridge
Stardust
Vessel

Grade 2 Bliss
Brilliant
COM
Dorset
Orbit
Phrase
Pixie
Sedona
Strand

Grade 3 COL
Jacks
Silvertext

Grade 4 Connect Four
Echo
Masquerade

Grade 5 Mode

Grade 6 Essence/Ultraleather

Grade 7 Brisa
Brisa Distressed
Reef Pro
Silica
Silica Etch
Tottori

Grade L7 Davenport

Grade L8 Florence

FINISHES

AC	Autumn	PB	Portobello
AD	Almond	PT	Portico
CL	Caramel	SK	Skyline
CW	Cordovan	SM	Sonoma
DW	Judicial	TF	Truffle
HN	Honey	405	Designer White
IM	Brighton	462	Cinder
MC	Amber	792	Sable
MH	Mocha	793	Acorn*
NM	Natural		

*Acorn is the finish and laminate complement to Clear Walnut finish

CASTERS

C3 Hard (standard)
C4 Soft (add \$28 list)

TO ORDER, SPECIFY:

1. Model Number
2. Fabric Grade Number
3. Cover Number
4. Finish Designator
5. Casters

- See page 166 for Eloquence options
- See page 168 for COM fabric yardage

HIGH BACK



MODEL NO.

GRADE / LIST PRICE

			1	2/COM	3/COL	4	5	6	7	L7	L8
N85CAC	Black Polyurethane Arm Caps	\$	1515	1561	1580	1614	1649	1711	1792	2180	2306

DIMENSIONS

Width	27¼	Seat Height	18¼-23	Arm Height	27¼-32¼	Weight	45
Depth	28	Seat Depth	18¼			Cubic Ft.	20.4
Height	41½-46¼	Seat Width	22				

MID BACK



			1	2/COM	3/COL	4	5	6	7	L7	L8
N85CBC	Black Polyurethane Arm Caps	\$	1468	1511	1529	1561	1594	1652	1729	2094	2212

DIMENSIONS

Width	27	Seat Height	18¼-23	Arm Height	27¼-32¼	Weight	44
Depth	27¼	Seat Depth	18¼			Cubic Ft.	19.5
Height	38-43¼	Seat Width	22				

ELOQUENCE

COM YARDAGE REQUIREMENTS

COM YARDAGE REQUIREMENTS (54" WIDTH – CUT UP THE ROLL)

MODEL	RAILROADED Contact customer service 800-482-1717 for ydg requirements	NON DIRECTIONAL OR SOLID	1"-4" REPEAT	5"-11" REPEAT	12"-18" REPEAT	COL SQUARE FEET
			4" VERTICAL X 4" HORIZONTAL	11" VERTICAL X 11" HORIZONTAL	18" VERTICAL X 18" HORIZONTAL	
N85CAC		1.70	2.40	3.00	3.00	35
N85CBC		1.60	2.30	2.70	3.00	34
N85LA, N85LAT		2.80	4.90	5.80	7.00	56
N85LAX, N85LATX	Back	0.90	1.00	1.20	1.10	18
	Seat	1.10	1.20	1.80	2.30	22
	Outer Shell	1.90	3.10	3.90	5.00	38
N85LB, N85LBT		4.00	7.60	8.90	10.80	80
N85LBX, N85LBTX	Back	1.00	2.00	2.20	2.10	20
	Seat	1.30	2.20	2.80	3.30	26
	Outer Shell	2.10	3.80	4.80	6.00	42
N85LC, N85LCT		5.30	10.40	11.30	13.80	106
N85LCX, N85LCTX	Back	1.80	2.90	3.10	3.20	36
	Seat	1.90	3.50	3.10	4.80	38
	Outer Shell	2.70	4.60	5.70	7.00	54
N85LD, N85LDT		2.60	4.40	6.40	6.30	52
N85LDX, N85LDTX	Seat	1.70	3.40	4.00	4.30	34
	Outer Shell	1.10	1.30	2.60	2.40	22
N85SA, N85SAT		0.90	1.50	2.30	2.40	18
N85SAA, N85SAAT		1.80	2.90	4.10	4.40	36
N85SAAA, N85SAAAT		2.50	4.10	5.90	6.40	50
N85SAAAX, N85SAAATX	Back	1.30	1.50	3.20	3.40	26
	Seat	2.50	2.80	3.10	3.10	50
N85SAAX, N85SAATX	Back	0.90	1.10	2.20	2.40	18
	Seat	1.70	1.90	2.20	2.10	34
N85SACA, N85SACAT		2.50	3.80	5.30	5.40	50
N85SACAX, N85SACATX	Back	0.90	1.10	2.30	2.40	18
	Seat	2.50	2.80	3.10	3.10	50
N85SAX, N85SATX	Back	0.50	0.70	1.30	1.40	10
	Seat	0.90	1.10	1.20	1.10	18
N85SB, N85SBT		1.20	1.60	2.60	3.00	24
N85SBX, N85SBTX	Back	0.60	0.80	1.40	2.00	12
	Seat	0.90	1.10	1.20	1.10	18
N85SC, N85SCT		0.80	1.00	1.10	1.00	17
N85SE, N85SET		2.00	2.20	2.60	3.00	40
N85SEX, N85SETX	Back	1.20	1.40	1.40	2.00	24
	Seat	0.90	1.10	1.20	1.10	18

STITCH-IT YARDAGE REQUIREMENTS

For Non-Stitch-It locations, reference contrasting model yardage requirements in the Master Seating Pricelist.

MODEL NUMBER	STITCH-IT LOCATION	NON DIRECTIONAL YARDAGE
N85SAV, N85SATV,	Front Back	0.90
N85SBV, N85SBTV	Extreme Back	0.90
	Seat	0.90
N85SCV, N85SACATV	Seat	0.90
N85SAAV, N85SAAATV	Front Back	1.75
	Extreme Back	1.75
	Seat	1.75
N85SAAAV, N85SAAATV	Front Back	2.60
	Extreme Back	2.60
	Seat	2.60
N85SACAV, N85SACATV	Front Back	1.75
	Extreme Back	1.75
	Seat	2.60