
FARRAH

Product Specifications	180
Fabrics and Options	181
Contrasting Fabrics Specifications	182
Stitch-it Specifications	182
Product Pages	183
COM Yardage Requirements	186
Stitch-It Yardage Requirements	186



FARRAH

FARRAH PRODUCT SPECIFICATIONS

BACK CONSTRUCTION (CHAIR)

- 1½" of polyurethane foam covers a contoured plywood frame

SEAT CONSTRUCTION (CHAIR AND BENCH)

- 2" of polyurethane foam covers a plywood frame with high tension sheet webbing for support

ARM CONSTRUCTION (CHAIR)

- Armrest frames are wrapped with high grade polyurethane foam and slipcovered
- Arms are attached to the back and seat with mechanical fasteners

LEGS AND GLIDES

- Die cast aluminum faceted legs available in Polished Aluminum, Concrete, Cinder, Iron, Platinum Metallic, Designer White and Satin Nickel Metallic
- Durable hard black nylon height adjustable glides are standard
- Soft / non-skid adjustable glides are available for an additional upcharge

INSET PANELS (STATIC GUEST CHAIR AND BENCH)

- Formed metal sheet panels finished in corresponding leg color: Concrete, Cinder, Iron, Platinum Metallic, Designer White and Satin Nickel Metallic
- When polished legs are specified, inset panels will be Platinum Metallic

UPHOLSTERY DETAIL (CHAIR)

- Available with contrasting fabric locations; back, seat, and arms

SWIVEL MECHANISM (SWIVEL GUEST CHAIR)

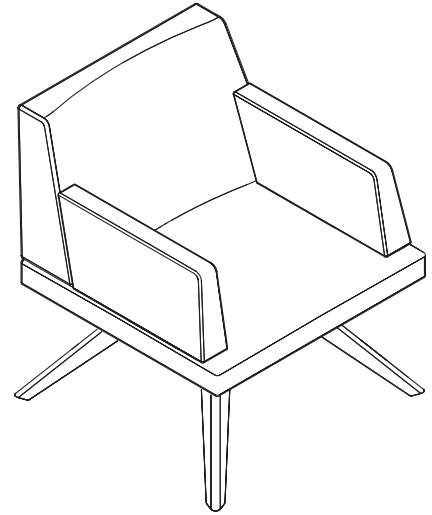
- 360° swivel with auto-return

TABLE TOP

- Veneer surfaces are 1¾" slipmatched maple (Brighton, Caramel, Honey, Natural), cherry (Amber, Autumn, Cordovan, Judicial, Mocha, Truffle), quarter cut walnut (Almond, Portobello, Sable), or quarter cut oak (Sonoma) veneer and feature a standard flat wood edge or clear exposed plywood edge
- Laminate surfaces are 1¾" HPL (high pressure laminate), and feature standard 0.5mm PVC edge or clear exposed plywood edge
- Solid surfaces feature a flat rim profile

STITCH-IT

- All models available with Stitch-it option, except 2 seat bench



All Farrah models may be ordered to meet TB133 fire code.

To order seating to meet the TB133 fire code, specify an "F" at the end of the model number (Ex: N71M1MF).

For TB133 pricing go to www.NationalOfficeFurniture.com/TB133

Please consult customer service for applicable Arc-Com, COM, Designtex, Maharam, Momentum, Stinson, or Ultrafabrics fabric.

FABRICS

Grade 1	Cali
	Input
	Plush
	Ridge
	Stardust
	Vessel
Grade 2	Bliss
	Brilliant
	COM
	Dorset
	Orbit
	Phrase
	Pixie
	Sedona
	Strand

Grade 3	COL
	Jacks
	Silvertext
Grade 4	Connect Four
	Echo
	Masquerade
Grade 5	Mode

Grade 6	Essence/Ultraleather
Grade 7	Brisa
	Brisa Distressed
	Reef Pro
	Silica
	Silica Etch
	Tottori
Grade L7	Davenport
Grade L8	Florence

VENEER FINISHES

AC	Autumn	MH	Mocha
AD	Almond	NM	Natural
CL	Caramel	PB	Portobello
CW	Cordovan	SM	Sonoma
DW	Judicial	TF	Truffle
HN	Honey	405	Designer White
IM	Brighton	462	Cinder
MC	Amber	792	Sable

FRAME COLORS

405	Designer White
423	Concrete
462	Cinder
463	Iron
497	Polished Aluminum
501	Platinum Metallic
503	Satin Nickel Metallic

SOLID SURFACE COLORS

7101	Bisque (Grade A)
7201	Glacier White (Grade A)
7202	Canyon (Grade B)
7203	Designer White (Grade B)
7204	Silt (Grade B)
7301	Concrete (Grade C)
7302	Deep Night Sky (Grade C)
7303	Deep Nocturne (Grade C)

LAMINATE COLORS

WOODGRAIN LAMINATE

AC2	Autumn 2
AD	Almond
CL	Caramel
CW	Cordovan
DW	Judicial
HN2	Honey 2
IM	Brighton
MC	Amber
MH	Mocha
NM	Natural
PB	Portobello
PT	Portico
SK	Skyline
SM	Sonoma
TF	Truffle
792	Sable
793	Acorn*

SOLID LAMINATE

405	Designer White
419	Wallaby
425	Shadow
440	Cloud
461	Graphite
462	Cinder
478	Platinum Grey
488	Frosty White
491	Designer White Linear
492	Cinder Linear

GALLERY LAMINATE

Grade 1 – 5% upcharge	
G1001	Citadel
G1011	Pepperdust
Grade 2 – 6% upcharge	
G1002	Planked Raw Oak
G1003	Evening Notte
G1004	Kirsche
G1005	Midnight Run
G1006	Sepia Walnut
G1007	Serotina
G1008	Timeless
G1009	White Nebbia
G1012	Phantom Ecru

See page 28 for Gallery program details and upcharges

*Acorn is the laminate complement to Clear Walnut finish

GLIDES

STD	Hard (standard)
C57	Soft (add \$30 list)

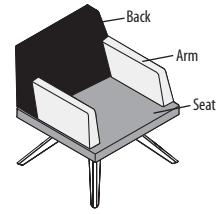
TO ORDER CONTRASTING FABRIC, SPECIFY

FARRAH

Guest page 183

Guest Swivel page 183

1. Model Number plus "X"
2. Back Fabric Grade Number/Cover Number
3. Seat Fabric Grade Number/Cover Number
4. Arm Fabric Grade Number/Cover Number (when applicable)
5. Frame Color
6. Glides



Contrasting Upholstery

TO ORDER WITH STITCH-IT, SPECIFY

FARRAH

Guest page 183

Guest Swivel page 183

Bench page 184

Note: Locations not applicable to all models

1. Model Number
2. Back Fabric Grade Number/Cover Number
3. Back Stitch-it Options
4. Seat Fabric Grade Number/Cover Number
5. Seat Stitch-it Options
6. Arm Fabric Grade Number/Cover Number
7. Frame Color
8. Glides



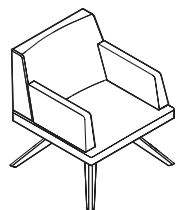
Shaded models are available through our Quick Delivery program and will be delivered within 10 days or less. Shaded models that feature the 48 icon will ship within 48 hours (48). See page 8 for additional program information.

TO ORDER, SPECIFY:

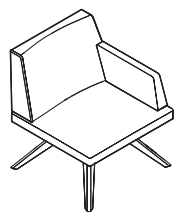
1. Model Number
2. Fabric Grade / Cover Number
3. Frame Color
4. Glides

- See page 181 for Farrah options
 - See pages 26-27 for Stitch-it options
- See page 186 for COM fabric yardage

GUEST



Arms



Left Arm

MODEL NO.

GRADE / LIST PRICE

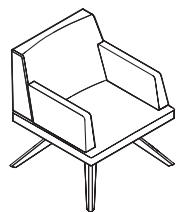
		1	2/COM	3/COL	4	5	6	7	L7	L8
N71M1M	Armless	\$ 2146	2192	2211	2245	2280	2342	2423	2811	2937
QN71M1M	Armless	2146	2192	2211	2245	2280	2342	2423		
N71M1A	Arms	2668	2725	2748	2790	2834	2910	3010	3489	3645
QN71M1A	Arms	2668	2725	2748	2790	2834	2910	3010		
N71M1R	Right Arm	2407	2458	2479	2517	2557	2626	2717	3150	3291
N71M1L	Left Arm	2407	2458	2479	2517	2557	2626	2717	3150	3291

DIMENSIONS

Armless Width	26½	Seat Height	15%	Arm Height	24	Armless Weight	65
Single Arm Width	26½	Seat Depth	19¾	Back Height	30%	Single Arm Weight	67
Double Arm Width	26½	Arm Seat Height	20	Back Width	20	Double Arm Weight	70
Depth	27½	Armless Seat Width	26½			Armless Cubic Ft.	14.2
Height	30%					Arm Cubic Ft.	14.2

- Contrasting fabric option – specify X (i.e., N71M1MX); see page 182. For list pricing, use your electronic specification tool or contact customer service
- Stitch-it option – specify V (i.e., N71M1MV). For list pricing, use your electronic specification tool or contact customer service
- Stitch-it locations; Front Back and Seat

GUEST SWIVEL



Arms

		1	2/COM	3/COL	4	5	6	7	L7	L8
N71MS1M	Armless	\$ 2146	2192	2211	2245	2280	2342	2423	2811	2937
N71MS1A	Arms	2668	2725	2748	2790	2834	2910	3010	3489	3645

DIMENSIONS

Armless Width	26½	Seat Height	15%	Arm Height	24	Armless Weight	65
Arm Width	26½	Seat Depth	19¾	Back Height	30%	Arm Weight	67
Depth	27½	Arm Seat Width	20	Back Width	20	Armless Cubic Ft.	14.2
Height	30%	Armless Seat Width	26½			Arm Cubic Ft.	14.2

- Features 360° swivel with auto-return
- Contrasting fabric option – specify X (i.e., N71MS1MX). For list pricing, use your electronic specification tool or contact customer service
- Stitch-it option – specify V (i.e., N71MS1MV). For list pricing, use your electronic specification tool or contact customer service
- Stitch-it locations; Front Back and Seat

FARRAH



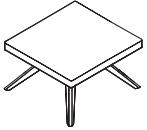
Shaded models are available through our Quick Delivery program and will be delivered within 10 days or less. Shaded models that feature the 48 icon will ship within 48 hours (48). See page 8 for additional program information.

TO ORDER, SPECIFY:

1. Model Number
2. Fabric Grade / Cover Number
4. Frame Color
5. Glides

- See page 181 for Farrah options
 - See pages 26-27 for Stitch-it options
- See page 186 for COM fabric yardage

BENCH



MODEL NO.

GRADE / LIST PRICE

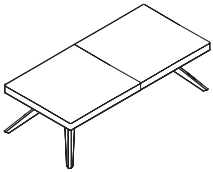
		1	2/COM	3/COL	4	5	6	7	L7	L8
N71D1	Single Seat Bench	\$ 1799	1829	1841	1863	1886	1926	1978	2229	2311
QN71D1	Single Seat Bench	1799	1829	1841	1863	1886	1926	1978		

DIMENSIONS

Width	26½								Weight	63
Depth	25								Cubic Ft.	13.5
Height	15½									

- Stitch-it option – specify V (i.e., N71D1V). For list pricing, use your electronic specification tool or contact customer service
- Stitch-it locations; Seat

BENCH



		1	2/COM	3/COL	4	5	6	7	L7	L8
N71D2	2 Seat Bench	\$ 2260	2301	2317	2347	2379	2433	2505	2847	2958

DIMENSIONS

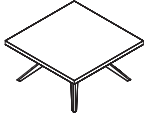
Width	53								Weight	112
Depth	25								Cubic Ft.	19.7
Height	15½									

TO ORDER, SPECIFY:

• See page 181 for Farrah options

1. Model Number
2. Wood/Laminate Finish (when applicable)
3. Solid Surface Grade/Color (when applicable)
4. Frame Color (when applicable)
5. Glides (when applicable)

END TABLE



MODEL NO.

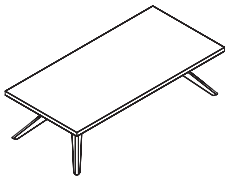
GRADE / LIST PRICE

		GRADE A	GRADE B	GRADE C
N71T2525ENL	Laminate	\$ 1507		
N71T2525ENDLW	Laminate - Exposed Plywood Rim	1681		
N71T2525ENW	Veneer	1796		
N71T2525ENDW	Veneer - Exposed Plywood Rim	1970		
N71T2525ENS	Solid Surface	2520	2642	2798

DIMENSIONS

Width	25	Weight	64
Depth	25	Weight - Solid Surface	71
Height	14	Cubic Ft.	10.4

MAGAZINE TABLE

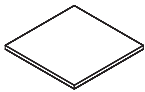


		GRADE A	GRADE B	GRADE C
N71T2552MGL	Laminate	\$ 1970		
N71T2552MGDLW	Laminate - Exposed Plywood Rim	2143		
N71T2552MGW	Veneer	2260		
N71T2552MGDW	Veneer - Exposed Plywood Rim	2434		
N71T2552MGS	Solid Surface	3359	3609	3931

DIMENSIONS

Width	51½	Weight	112
Depth	24½	Weight - Solid Surface	126
Height	14	Cubic Ft.	19.7

GANGING CENTER TABLE



		GRADE A	GRADE B	GRADE C
N71TCL	Laminate	\$ 463		
N71TCDLW	Laminate - Exposed Plywood Rim	522		
N71TCW	Veneer	754		
N71TCDW	Veneer - Exposed Plywood Rim	811		
N71TCS	Solid Surface	1389	1511	1667

DIMENSIONS

Width	25	Weight	24.5
Depth	25	Weight - Solid Surface	31.5
Height (attached to chairs)	14	Cubic Ft.	1.5

- 2 metal attachment brackets and hardware included
- For use between any non-swivel Farrah guest chairs or benches

COM YARDAGE REQUIREMENTS

COM YARDAGE REQUIREMENTS (54" WIDTH – CUT UP THE ROLL)

MODEL	RAILROADED Contact customer service 800-482-1717 for ydg requirements	NON DIRECTIONAL OR SOLID	1"-4" REPEAT	5"-11" REPEAT	12"-18" REPEAT	COL SQUARE FEET
			4" VERTICAL X 4" HORIZONTAL	11" VERTICAL X 11" HORIZONTAL	18" VERTICAL X 18" HORIZONTAL	
N71M1M, N71MS1M		1.70	2.70	3.40	4.80	34
N71M1A, N71MS1A		2.10	2.80	4.10	5.20	42
N71M1R, N71M1L		1.90	2.80	3.90	5.00	38
N71M1MX, N71MS1MX	Back	1.10	1.30	1.50	2.30	22
	Seat	1.10	1.70	2.60	3.20	22
N71M1AX, N71MS1AX	Back	1.10	1.30	1.50	2.30	22
	Seat	1.10	1.70	2.60	3.20	22
	Arm	0.90	1.00	1.70	2.70	18
N71M1RX, N71M1LX	Back	1.10	1.30	1.50	2.30	22
	Seat	1.10	1.70	2.60	3.20	22
	Arm	0.90	1.00	1.60	1.70	18
N71D1		1.10	1.70	2.60	3.20	22
N71D2		2.00	3.00	4.00	4.50	40

STITCH-IT YARDAGE REQUIREMENTS

For Non-Stitch-It locations, reference contrasting model yardage requirements in the Master Seating Pricelist.

MODEL NUMBER	STITCH-IT LOCATION	NON DIRECTIONAL YARDAGE
N71M1MV, N71MS1MV, N71M1AV, N71MS1AV, N71M1RV, N71M1LV	Front Back	1.40
	Seat	1.20
N71D1V	Seat	1.20