

---

# GRIN

Product Specifications	276
Fabrics and Options	277
Contrasting Fabrics Specifications	278
Contrasting Piping Specifications	278
Product Pages	279
COM Yardage Requirements	283

## GRIN PRODUCT SPECIFICATIONS

### SEAT AND BACK CONSTRUCTION

- Lounge - 1¼" of high grade polyurethane foam covers ½" molded plywood shell
- Guest and Stools - ¾" of high grade polyurethane foam covers ½" molded plywood shell

### CONTROL MECHANISM—LOUNGE

- Polished aluminum control mechanism and cylinder
- Static model features 360° swivel with auto-return
- Mobile model features 360° swivel

### BASE, CASTERS AND GLIDES

#### 4-Prong High Profile Polished Aluminum Base

- Silver polyethylene glides are standard
- Felt pad glides are available for an additional upcharge

#### 4-Prong Low Profile Polished Aluminum Base

- Silver polyethylene glides are standard
- Felt pad glides are available for an additional upcharge

#### 4-Prong Low Profile Mobile Polished Aluminum Base

- Black, hard double wheel casters, which work on multiple surfaces, are standard
- Soft casters are available for an additional upcharge

#### 4-Prong High Profile Wood Base

- Maple
- Non-marring nylon glides are standard and work on all floors

#### Sled Base—Lounge

- 2½" welded, tubular steel in matte black or polished
- Black polyethylene glides are standard and work on all floors

#### Sled Base—Guest and Stools

- ½" formed and welded, steel rod in matte black or polished
- Clear polyethylene glides are standard
- Felt glide option available for an upcharge

#### 4-Leg Wood Frame

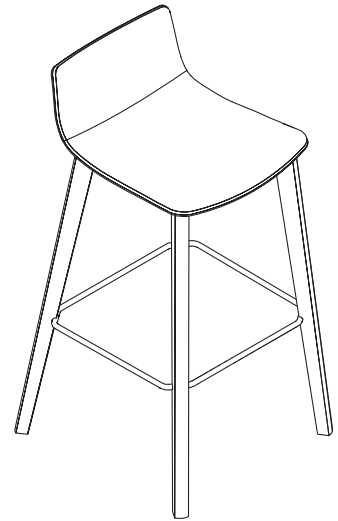
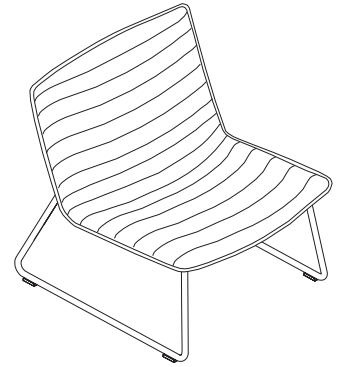
- Maple
- ½" tubular steel footrest in matte black or polished
- Non-marring nylon glides are standard and work on all floors

### UPHOLSTERY DETAIL

- Contrasting fabric available on all models
- Stitch options are available
- Due to stitch detail and dimensional design of the back and seat, horizontal stripes and large patterns are not recommended, as they will appear distorted or wavy across the front back and seat
- Due to the inherent characteristics of upholstery materials, loose comfort wrinkles may be present or appear over time

### FINISH

- Features a catalyzed top coat that resists denting, peeling, and reactions to chemicals
- Can be cleaned with a damp cloth
- When specifying Brighton, Natural, and Sonoma finish, variation in color is acceptable due to the nature of wood characteristics



**FABRICS**

- Grade 1 **Cali**
- Input
- Plush
- Ridge
- Stardust
- Vessel
- Grade 2 **Bliss**
- Brilliant
- COM
- Dorset
- Orbit
- Phrase
- Pixie
- Sedona
- Strand

- Grade 3 **COL**
- Jacks
- Silvertex
- Grade 4 **Connect Four**
- Echo
- Masquerade
- Grade 5 **Mode**

- Grade 6 **Essence/Ultraleather**
- Grade 7 **Brisa**
- Brisa Distressed
- Reef Pro
- Silica
- Silica Etch
- Tottori
- Grade L7 Davenport
- Grade L8 Florence

**LOUNGE CASTERS**

**4-PRONG MOBILE LOW PROFILE BASE**

- C3 Hard (standard)
- C4 Soft (add \$28 list)

**LOUNGE & OTTOMAN GLIDES**

**4-PRONG HIGH PROFILE POLISHED ALUMINUM BASE**

- STD Hard (standard)
- C58 Soft (add \$30 list)

**GUEST & STOOL GLIDES**

**WOOD BASE**

- STD Hard (standard)

**SLED BASE**

- STD Hard (standard)
- C73 Soft (add \$18 list)

**SLED BASE FRAME COLORS**

- BK Black
- 497 Polished

**FINISHES**

- |             |                    |
|-------------|--------------------|
| AC Autumn   | PB Portobello      |
| AD Almond   | PT Portico         |
| CL Caramel  | SK Skyline         |
| CW Cordovan | SM Sonoma          |
| DW Judicial | TF Truffle         |
| HN Honey    | 405 Designer White |
| IM Brighton | 462 Cinder         |
| MC Amber    | 792 Sable          |
| MH Mocha    | 793 Acorn*         |
| NM Natural  |                    |

\*Acorn is the finish complement to Clear Walnut finish

**WOOD LEG FOOT REST COLORS**

- BK Black
- 497 Polished

**STITCH OPTION**

**NO STITCH**

**HRZ\_150 (1½" WIDTH)**

**HRZ1\_250 (2½" WIDTH)**

**HRZ1\_600 (6" WIDTH)**

**LOUNGE**



**GUEST**



**STOOL**



## TO ORDER CONTRASTING FABRIC, SPECIFY

### GRIN

#### Lounge Sled Base page 279

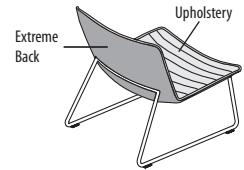
#### Lounge 4-Prong Low Profile Polished Aluminum Base with Auto Return page 279

#### Lounge 4-Prong Low Profile Mobile Base page 280

#### Lounge 4-Prong High Profile Polished Aluminum Base with Auto Return page 280

#### Lounge 4-Prong High Profile Wood Base with Auto Return page 280

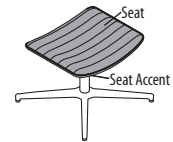
1. Model Number plus "X"
2. Front Back/Welt Cord Fabric Grade Number/Cover Number
3. Extreme Back Fabric Grade Number/Cover Number
4. Stitch Option (when applicable)
5. Finish (when applicable)
6. Glides or Casters (when applicable)



Contrasting Fabric Back View

#### Ottoman page 281

1. Model Number plus "X"
2. Seat Fabric Grade Number/Cover Number
3. Seat Accent Fabric Grade Number/Cover Number
4. Stitch Option
5. Paint (when applicable)
6. Finish (when applicable)
7. Glides (when applicable)



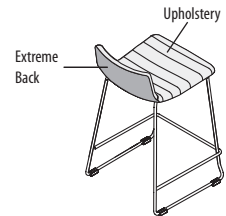
Contrasting Upholstery

#### Guest page 281

#### Counter page 282

#### Bar page 282

1. Model Number plus "X"
2. Front Back Fabric Grade Number/Cover Number
3. Extreme Back Fabric Grade Number/Cover Number
4. Stitch Option (when applicable)
5. Paint (when applicable)
6. Finish (when applicable)
7. Glides (when applicable)



Counter Contrasting Metal Base 2½" Stitch

## TO ORDER CONTRASTING PIPING, SPECIFY

### GRIN

#### Lounge Sled Base page 279

#### Lounge 4-Prong Low Profile Polished Aluminum Base with Auto Return page 279

#### Lounge 4-Prong Low Profile Mobile Base page 280

#### Lounge 4-Prong High Profile Polished Aluminum Base with Auto Return page 280

#### Lounge 4-Prong High Profile Wood Base with Auto Return page 280

1. Model Number plus "P"
2. Fabric Grade / Cover Number
3. Piping Fabric Grade/ Cover Number
4. Stitch Option
5. Finish/Paint
6. Casters/Glides (when applicable)

#### Ottoman page 281

1. Model Number plus "P"
2. Fabric Grade / Cover Number
3. Piping Fabric Grade / Cover Number
4. Stitch Option
5. Paint (when applicable)
6. Finish (when applicable)
7. Glides (when applicable)




Shaded models are available through our Quick Delivery program and will be delivered within 10 days or less. Shaded models that feature the 48 icon will ship within 48 hours (48). See page 8 for additional program information.

**TO ORDER, SPECIFY:**

1. Model Number
2. Fabric Grade / Cover Number
3. Stitch Option (when applicable)
4. Finish (when applicable)
5. Casters/Glides (when applicable)

- See page 277 for Grin options
  - See page 278 for Contrasting Piping options
- See page 283 for COM fabric yardage

**LOUNGE  
SLED BASE**



**MODEL  
NO.**

**GRADE / LIST PRICE**

		1	2/COM	3/COL	4	5	6	7	L7	L8
N49GMD1		\$ 1350	1409	1434	1478	1524	1603	1709	2210	2373
QN49GMD1		1350	1409	1434	1478	1524	1603	1709		
N49GMND1	No Stitch, No Piping	1323	1380	1403	1445	1489	1565	1665	2144	2300
QN49GMND1	No Stitch, No Piping	1323	1380	1403	1445	1489	1565	1665		

**DIMENSIONS**

Width	27	Seat Height	13¾	Back Height	19¾	Weight	35
Depth	31	Seat Depth	20½	Back Width	27	Cubic Ft.	22.9
Height	30	Seat Width	27				

- Contrasting fabric option - specify X (i.e. N49GMD1X); see page 278. For list pricing, use your electronic specification tool or contact customer service
- The front back and welt cord will be the same fabric when the contrasting option is selected
- Contrasting piping option - specify P (i.e. N49GMD1P). For list pricing, use your electronic specification tool or contact customer service
- Contrasting piping only available in National fabrics and leathers
- Due to stitch detail and dimensional design of the back and seat, horizontal stripes and large patterns are not recommended, as they will appear distorted or wavy across the back and seat
- Due to the inherent characteristics of certain upholstery materials, loose comfort wrinkles may be present or appear over time, especially with non-stretch vinyls and upholsteries
- Sled base model seat height is 1¾" -2" lower than the swivel base model

**LOUNGE  
4-PRONG  
LOW PROFILE  
POLISHED ALUMINUM  
BASE WITH AUTO RETURN**



Static

		1	2/COM	3/COL	4	5	6	7	L7	L8
N49GMS1		\$ 1350	1409	1434	1478	1524	1603	1709	2210	2373
QN49GMS1		1350	1409	1434	1478	1524	1603	1709		
N49GMNS1	No Stitch, No Piping	1323	1380	1403	1445	1489	1565	1665	2144	2300
QN49GMNS1	No Stitch, No Piping	1323	1380	1403	1445	1489	1565	1665		

**DIMENSIONS**

Width	27	Seat Height	15½	Back Height	19¾	Weight	34
Depth	28	Seat Depth	20½	Back Width	27	Cubic Ft.	22.9
Height	31¾	Seat Width	27				

- Contrasting fabric option - specify X (i.e., N49GMS1X); see page 278. For list pricing, use your electronic specification tool or contact customer service
- The front back and welt cord will be the same fabric when the contrasting option is selected
- Contrasting piping option - specify P (i.e. N49GMS1P). For list pricing, use your electronic specification tool or contact customer service
- Contrasting piping only available in National fabrics and leathers
- Due to stitch detail and dimensional design of the back and seat, horizontal stripes and large patterns are not recommended, as they will appear distorted or wavy across the back and seat
- Due to the inherent characteristics of certain upholstery materials, loose comfort wrinkles may be present or appear over time, especially with non-stretch vinyls and upholsteries
- Swivel base model seat height is 1¾" -2" higher than the sled base model

**QD** Shaded models are available through our Quick Delivery program and will be delivered within 10 days or less. Shaded models that feature the 48 icon will ship within 48 hours (48). See page 8 for additional program information.

**TO ORDER, SPECIFY:**

1. Model Number
2. Fabric Grade / Cover Number
3. Stitch Option (when applicable)
4. Finish (when applicable)
5. Casters/Glides (when applicable)

- See page 277 for Grin options
  - See page 278 for Contrasting Piping options
- See page 283 for COM fabric yardage

**LOUNGE  
4-PRONG  
LOW PROFILE  
MOBILE BASE**



Mobile

MODEL NO.	GRADE / LIST PRICE										
		1	2/COM	3/COL	4	5	6	7	L7	L8	
N49GMSC1	Mobile	\$ 1350	1409	1434	1478	1524	1603	1709	2210	2373	
QN49GMSC1	Mobile	1350	1409	1434	1478	1524	1603	1709			
N49GMNSC1	No Stitch, No Piping	1323	1380	1403	1445	1489	1565	1665	2144	2300	
QN49GMNSC1	No Stitch, No Piping	1323	1380	1403	1445	1489	1565	1665			

**DIMENSIONS**

Width	28	Seat Height	15	Back Height	20¼	Weight	34
Depth	28½	Seat Depth	20½	Back Width	28	Cubic Ft.	22.9
Height	30¼	Seat Width	28				

- Contrasting fabric option - specify X (i.e. N49GMSC1X); see page 278. For list pricing, use your electronic specification tool or contact customer service
- The front back and piping will be the same fabric when the contrasting option is selected
- Contrasting piping option - specify P (i.e. N49GMSC1P). For list pricing, use your electronic specification tool or contact customer service
- Contrasting piping only available in National fabrics and leathers
- Due to stitch detail and dimensional design of the back and seat, horizontal stripes and large patterns are not recommended, as they will appear distorted or wavy across the back and seat
- Due to the inherent characteristics of upholstery materials, loose comfort wrinkles may be present or appear over time

**LOUNGE  
4-PRONG  
HIGH PROFILE  
POLISHED ALUMINUM  
BASE WITH AUTO RETURN**



Polished Aluminum Base Static

MODEL NO.	GRADE / LIST PRICE										
		1	2/COM	3/COL	4	5	6	7	L7	L8	
N49GMS1H	Polished Aluminum Base	\$ 1350	1409	1434	1478	1524	1603	1709	2210	2373	
N49GMNS1H	No Stitch, No Piping	1323	1380	1403	1445	1489	1565	1665	2144	2300	

**DIMENSIONS**

Width	28	Seat Height	16¼	Back Height	20¼	Weight	34
Depth	28½	Seat Depth	20½	Back Width	28	Cubic Ft.	22.9
Height	31½	Seat Width	28				

- Contrasting fabric option - specify X (i.e. N49GMS1HX); see page 278. For list pricing, use your electronic specification tool or contact customer service
- The front back and piping will be the same fabric when the contrasting option is selected
- Contrasting piping option - specify P (i.e. N49GMS1HP). For list pricing, use your electronic specification tool or contact customer service
- Contrasting piping only available in National fabrics and leathers
- Due to stitch detail and dimensional design of the back and seat, horizontal stripes and large patterns are not recommended, as they will appear distorted or wavy across the back and seat
- Due to the inherent characteristics of upholstery materials, loose comfort wrinkles may be present or appear over time

**LOUNGE  
4-PRONG  
HIGH PROFILE  
WOOD BASE WITH  
AUTO RETURN**



Wood Base Static

MODEL NO.	GRADE / LIST PRICE										
		1	2/COM	3/COL	4	5	6	7	L7	L8	
N49GMS1W	Wood Base	\$ 1631	1690	1715	1759	1805	1884	1990	2491	2654	
N49GMNS1W	No Stitch, No Piping	1604	1661	1684	1726	1770	1846	1946	2425	2581	

**DIMENSIONS**

Width	28	Seat Height	16%	Back Height	20¼	Weight	34
Depth	28½	Seat Depth	20½	Back Width	28	Cubic Ft.	22.9
Height	32¼	Seat Width	28				

- Contrasting fabric option - specify X (i.e. N49GMS1WX); see page 278. For list pricing, use your electronic specification tool or contact customer service
- The front back and piping will be the same fabric when the contrasting option is selected
- Contrasting piping option - specify P (i.e. N49GMS1WP). For list pricing, use your electronic specification tool or contact customer service
- Contrasting piping only available in National fabrics and leathers
- Due to stitch detail and dimensional design of the back and seat, horizontal stripes and large patterns are not recommended, as they will appear distorted or wavy across the back and seat
- Due to the inherent characteristics of upholstery materials, loose comfort wrinkles may be present or appear over time



Shaded models are available through our Quick Delivery program and will be delivered within 10 days or less. Shaded models that feature the 48 icon will ship within 48 hours (48). See page 8 for additional program information.

**TO ORDER, SPECIFY:**

1. Model Number
2. Fabric Grade / Cover Number
3. Stitch Option (when applicable)
4. Paint (when applicable)
5. Finish (when applicable)
6. Glides (when applicable)

- See page 277 for Grin options
  - See page 278 for Contrasting Piping options
- See page 283 for COM fabric yardage

**OTTOMAN**



Sled Base  
Shown with 2½" Stitching



Swivel Base  
Shown with 2½" Stitching

**MODEL NO.**

**GRADE / LIST PRICE**

			1	2/COM	3/COL	4	5	6	7	L7	L8
N49D1DM	Sled Base	\$	900	938	953	981	1011	1061	1128	1447	1551
N49DN1DM	Sled Base, No Stitch, No Piping		873	897	907	925	944	977	1020	1225	1292
N49D14LM	4-Prong Swivel Base		900	938	953	981	1011	1061	1128	1447	1551
N49DN14LM	4-Prong Swivel Base, No Stitch, No Piping		873	897	907	925	944	977	1020	1225	1292

**DIMENSIONS**

Width	21¼	Sled Base Weight	19.5
Depth	18½	Swivel Base Weight	19.7
Height	15½	Cubic Ft	8.2

- Contrasting fabric option – specify X (i.e., N49D1DMX); see page 278. For list pricing, use your electronic specification tool or contact customer service
- The seat and welt cord will be the same fabric when the contrasting option is selected
- Contrasting piping option - specify P (i.e. N49D1DMP). For list pricing, use your electronic specification tool or contact customer service
- Contrasting piping only available in National fabrics and leathers
- Due to stitch detail and dimensional design of the seat, horizontal stripes and large patterns are not recommended, as they will appear distorted or wavy across the back and seat
- Due to the inherent characteristics of certain upholstery materials, loose comfort wrinkles may be present or appear over time, especially with non-stretch vinyls and upholsteries

**GUEST**



Sled



Wood Leg

			1	2/COM	3/COL	4	5	6	7	L7	L8
N49GUM	Metal	\$	779	817	832	860	890	940	1007	1326	1430
QN49GUM	Metal		779	817	832	860	890	940	1007		
N49GUNM	Metal, No Stitch		752	782	794	816	839	879	931	1182	1264
QN49GUNM	Metal, No Stitch		752	782	794	816	839	879	931		
N49GUW	Wood		919	957	972	1000	1030	1080	1147	1466	1570
QN49GUW	Wood		919	957	972	1000	1030	1080	1147		
N49GUNW	Wood, No Stitch		892	922	934	956	979	1019	1071	1322	1404
QN49GUNW	Wood, No Stitch		892	922	934	956	979	1019	1071		

**DIMENSIONS**

Width	19¼	Seat Height	18¼	Back Height	17	Weight (M)	25
Depth	22½	Seat Depth	17	Back Width	16¼	Weight (W)	24
Height	32¼	Seat Width	18¼			Cubic Ft	11.5

- Contrasting fabric option - specify X (i.e. N49GUMX); see page 278. For list pricing, use your electronic specification tool or contact customer service
- Available with 1½" and 2½" stitch options, unless No Stitch model is specified



Shaded models are available through our Quick Delivery program and will be delivered within 10 days or less. Shaded models that feature the 48 icon will ship within 48 hours (48). See page 8 for additional program information.

**TO ORDER, SPECIFY:**

1. Model Number
2. Fabric Grade / Cover Number
3. Stitch Option (when applicable)
4. Paint (when applicable)
5. Finish (when applicable)
6. Glides (when applicable)

• See page 277 for Grin options

See page 283 for COM fabric yardage

**COUNTER**



Sled



Wood Leg

**MODEL NO.**

**GRADE / LIST PRICE**

		1	2/COM	3/COL	4	5	6	7	L7	L8
N49CUM	Metal	\$ 833	857	867	885	904	937	980	1185	1252
QN49CUM	Metal	833	857	867	885	904	937	980		
N49CUNM	Metal, No Stitch	806	825	833	847	861	887	920	1080	1132
QN49CUNM	Metal, No Stitch	806	825	833	847	861	887	920		
N49CUW	Wood	1028	1052	1062	1080	1099	1132	1175	1380	1447
QN49CUW	Wood	1028	1052	1062	1080	1099	1132	1175		
N49CUNW	Wood, No Stitch	1000	1019	1027	1041	1055	1081	1114	1274	1326
QN49CUNW	Wood, No Stitch	1000	1019	1027	1041	1055	1081	1114		

**DIMENSIONS**

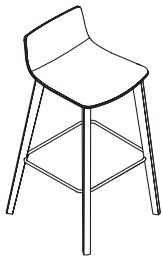
Width	18½	Seat Height	23¾	Back Height	7¾	Weight (M)	26
Depth	18¾	Seat Depth	15¾	Back Width	14¾	Weight (W)	24
Height	30¾	Seat Width	18¾			Cubic Ft	11.5

- Contrasting fabric option - specify X (i.e. N49CUMX); see page 278. For list pricing, use your electronic specification tool or contact customer service
- Available with 1½" and 2½" stitch options, unless No Stitch model is specified

**BAR**



Sled



Wood Leg

		1	2/COM	3/COL	4	5	6	7	L7	L8
N49BUM	Metal	\$ 860	884	894	912	931	964	1007	1212	1279
QN49BUM	Metal	860	884	894	912	931	964	1007		
N49BUNM	Metal, No Stitch	833	852	860	874	888	914	947	1107	1159
QN49BUNM	Metal, No Stitch	833	852	860	874	888	914	947		
N49BUW	Wood	1055	1079	1089	1107	1126	1159	1202	1407	1474
QN49BUW	Wood	1055	1079	1089	1107	1126	1159	1202		
N49BUNW	Wood, No Stitch	1028	1047	1055	1069	1083	1109	1142	1302	1354
QN49BUNW	Wood, No Stitch	1028	1047	1055	1069	1083	1109	1142		

**DIMENSIONS**

Width	19¾	Seat Height	30¾	Back Height	7¾	Weight (M)	29
Depth	18¾	Seat Depth	15¾	Back Width	14¾	Weight (W)	26
Height	36¾	Seat Width	15¾			Cubic Ft	12.6

- Contrasting fabric option - specify X (i.e. N49BUMX); see page 278. For list pricing, use your electronic specification tool or contact customer service
- Available with 1½" and 2½" stitch options, unless No Stitch model is specified



## COM YARDAGE REQUIREMENTS

### COM YARDAGE REQUIREMENTS (54" WIDTH – CUT UP THE ROLL)

MODEL	RAILOADED Contact customer service 800-482-1717 for ydg requirements	NON DIRECTIONAL OR SOLID	1"-4" REPEAT	5"-11" REPEAT	12"-18" REPEAT	COL SQUARE FEET
			4" VERTICAL X 4" HORIZONTAL	11" VERTICAL X 11" HORIZONTAL	18" VERTICAL X 18" HORIZONTAL	
N49D14LM, N49D1DM	Complete	1.40	1.50	2.30	3.70	26.6
N49D14LMP, N49D1DMP	Upholstery	1.30	1.40	2.30	3.70	24.4
	Piping	0.20				2.8
N49D14LMX, N49D1DMX	Seat	1.00	1.20	1.50	1.60	20
	Seat Accent	0.50	0.70	1.40	2.70	7.2
N49GMD1, N49GMS1, N49GMSC1, N49GMS1H, N49GMS1W		2.20	2.40	3.80	4.10	44
N49GMD1X, N49GMS1X, N49GMSC1X, N49GMS1HX, N49GMS1WX	Upholstery	1.40	1.60	2.20	2.60	28
	Extreme	1.00	1.20	1.90	2.20	20
N49GMD1P, N49GMS1P, N49GMSC1P, N49GMS1HP, N49GMS1WP	Upholstery	2.20	2.40	3.10	3.40	44
	Piping	0.30	0.30	0.30	0.30	6
N49GUW, N49GUM	Complete	1.30	1.50	2.50	3.50	26.6
N49GUWX, N49GUMX	Upholstery	0.80	1.00	1.80	2.50	14.9
	Extreme back (include part under the seat)	0.80	1.00	1.30	2.00	14.9
N49BUW, N49BUM N49CUW, N49CUM	Complete	0.90	1.30	2.00	2.50	17.2
N49BUWX, N49BUMX, N49CUWX, N49CUMX	Upholstery	0.80	1.00	1.40	1.80	14.9
	Extreme back (include part under the seat)	0.60	0.80	1.00	1.80	12.2
N49GUNW, N49GUNM	Complete	1.10	1.40	2.00	2.70	22.1
N49GUNWX, N49GUNMX	Upholstery	0.70	0.80	1.00	1.80	13.8
	Extreme back (include part under the seat)	0.80	1.00	1.20	1.80	14.9
N49BUNW, N49BUNM, N49CUNW, N49CUNM	Complete	0.70	1.00	1.50	2.30	13.8
N49BUNWX, N49BUNMX, N49CUNWX, N49CUNMX	Upholstery	0.60	0.80	1.00	1.80	11.1
	Extreme back (include part under the seat)	0.60	0.80	1.00	1.80	12.2
N49GMND1, N49GMNS1H, N49GMNS1W, N49GMNS1, N49GMNSC1	Complete	2.10	2.50	3.50	4.00	42.6
N49GMND1X, N49GMNS1HX, N49GMNS1WX, N49GMNS1X, N49GMNSC1X	Upholstery	1.30	1.50	2.00	2.50	24.9
	Extreme back (include part under the seat)	1.00	1.30	2.00	2.80	19.9
N49DN1DM, N49DN14LM	Complete	0.80	1.00	2.30	3.20	16.6
N49DN1DMX, N49DN14LMX	Seat	0.70	0.80	1.00	1.30	14.4
	Seat Accent	0.50	0.60	1.70	2.70	10

