
IDARA

Product Specifications	292
Fabrics and Options	293
Contrasting Fabrics Specifications	294
Product Pages	295
COM Yardage Requirements	298



IDARA PRODUCT SPECIFICATIONS

FRAME CONSTRUCTION

- Welded steel frame encased in high grade polyurethane foam

SEAT CONSTRUCTION

- Plywood panel encased in high grade polyurethane foam

BASE AND GLIDES

Disc Base

- Available in polished or matte black
- Features 360° swivel
- Formed and welded steel mounting plate
- Adhesive backed fiber pad glides

4-Prong Low-Profile, Metal

- Available in polished or matte black
- Features 360° swivel
- Fully welded base construction
- White polypropylene glides

4-Leg Wood

- Beech wood legs utilizing tennon joints and glued for strength
- Non-marring nylon glides

4-Leg Wood with Metal Frame

- Beech wood legs supported by welded metal frame with screws and epoxy for strength
- Metal frame is always black
- Non-marring nylon glides

5-Prong Mobile Base



- Cylinder and base available in polished or matte black
- Features height adjustment and 360° swivel
- Control mechanism always black, powder-coated steel with plastic handle
- Black, hard double wheel casters, which work on multiple surfaces, are standard
- Soft casters are available for an additional upcharge

UPHOLSTERY DETAIL

- Contrasting fabric available on all models
- Due to dimensional design of the back, horizontal stripes and large patterns are not recommended, as they will appear distorted or wavy
- All models feature a complementary zipper placed vertically down the center of the extreme back

FINISH

- Features a catalyzed top coat that resists denting, peeling, and reactions to chemicals
- Can be cleaned with a damp cloth
- When specifying Brighton, Natural, and Sonoma finish, variation in color is acceptable due to the nature of wood characteristics



FABRICS

- Grade 1 Cali
Input
Plush
Ridge
Stardust
Vessel
- Grade 2 Bliss
Brilliant
COM
Dorset
Orbit
Phrase
Pixie
Sedona
Strand

- Grade 3 COL
Jacks
Silvertex
- Grade 4 Connect Four
Echo
Masquerade
- Grade 5 Mode

- Grade 6 Essence/Ultraleather
- Grade 7 Brisa
Brisa Distressed
Reef Pro
Silica
Silica Etch
Tottori
- Grade L7 Davenport
- Grade L8 Florence

FINISHES

WOOD BASE

- | | |
|-------------|--------------------|
| AC Autumn | PB Portobello |
| AD Almond | PT Portico |
| CL Caramel | SK Skyline |
| CW Cordovan | SM Sonoma |
| DW Judicial | TF Truffle |
| HN Honey | 405 Designer White |
| IM Brighton | 462 Cinder |
| MC Amber | 792 Sable |
| MH Mocha | 793 Acorn* |
| NM Natural | |

BASE PAINT OPTIONS

- MB Matte Black
- PO Polished

CASTERS

**5-PRONG LOW PROFILE HEIGHT
ADJUSTABLE MOBILE BASE**

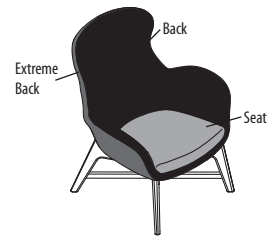
- C3 Hard (standard)
- C4 Soft (add \$28 list)

*Acorn is the finish complement to
Clear Walnut Finish

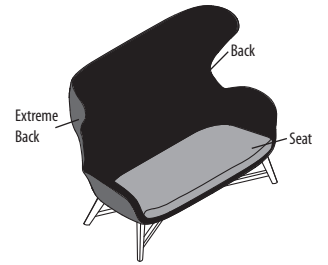
TO ORDER CONTRASTING FABRIC, SPECIFY

IDARA

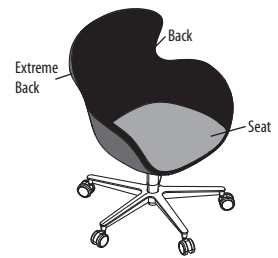
1. Model Number plus "X"
2. Back Fabric Grade Number/Cover Number
3. Extreme Back Fabric Grade Number/Cover Number
4. Seat Fabric Grade Number/Cover Number
5. Finish (wood leg base models only)



Contrasting Fabric



Contrasting Fabric



Contrasting Fabric

TO ORDER, SPECIFY:

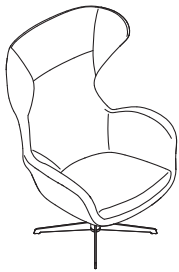
1. Model Number
2. Fabric Grade / Cover Number
3. Paint

- See page 293 for Idara options
- See page 298 for COM fabric yardage

4-PRONG BASE



Midback



Highback

MODEL NO.

GRADE / LIST PRICE

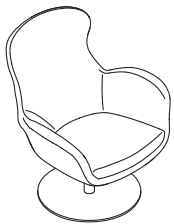
		1	2/COM	3/COL	4	5	6	7	L7	L8
N83GM4LM	Midback	\$ 2106	2174	2201	2251	2304	2394	2514	3084	3269
N83GH4LM	Highback	\$ 2366	2455	2491	2557	2627	2746	2904	3656	3901

DIMENSIONS

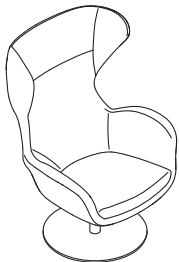
Width	32¼	Arm Height	23	Back Width	31	Weight - Mid	40
Depth	32¼	Seat Height	16½	Back Height - Mid	22½	Cubic Ft. - Mid	22.3
Height - Mid	36½	Seat Depth	20	Back Height - High	31	Weight - High	46
Height - High	45	Seat Width	18½			Cubic Ft. - High	27.5

- Contrasting fabric option – specify X (i.e., N85GH4LMX); see page 294. For list pricing, use your electronic specification tool or contact customer service

DISC BASE



Midback



Highback

		1	2/COM	3/COL	4	5	6	7	L7	L8
N83GMDA	Midback	\$ 2158	2226	2253	2303	2356	2446	2566	3136	3321
N83GHDA	Highback	\$ 2418	2507	2543	2609	2679	2798	2956	3708	3953

DIMENSIONS

Width	32¼	Arm Height	23	Back Width	31	Weight - Mid	60
Depth	32¼	Seat Height	16½	Back Height - Mid	22½	Cubic Ft. - Mid	22.3
Height - Mid	36½	Seat Depth	20	Back Height - High	31	Weight - High	66
Height - High	45	Seat Width	18½			Cubic Ft. - High	27.5

- Contrasting fabric option – specify X (i.e., N83GHDA X); see page 294. For list pricing, use your electronic specification tool or contact customer service

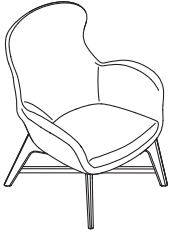
IDARA

TO ORDER, SPECIFY:


1. Model Number
2. Fabric Grade / Cover Number
3. Finish

- See page 293 for Idara options
- See page 298 for COM fabric yardage

4-LEG WOOD BASE



Midback



Highback

MODEL NO.

GRADE / LIST PRICE

			1	2/COM	3/COL	4	5	6	7	L7	L8
N83GM4W	Midback	\$	2236	2304	2331	2381	2434	2524	2644	3214	3399
N83GH4W	Highback	\$	2496	2585	2621	2687	2757	2876	3034	3786	4031


DIMENSIONS

Width	32¼	Arm Height	23	Back Width	31	Weight - Mid	26
Depth	32¼	Seat Height	16½	Back Height - Mid	22½	Cubic Ft. - Mid	22.3
Height - Mid	36½	Seat Depth	20	Back Height - High	31	Weight - High	32
Height - High	45	Seat Width	18½			Cubic Ft. - High	27.5


- Contrasting fabric option – specify X (i.e., N83GM4WX); see page 294. For list pricing, use your electronic specification tool or contact customer service

2-SEAT WOOD BASE

AVAILABLE JANUARY 4TH, 2021



Midback



Highback

			1	2/COM	3/COL	4	5	6	7	L7	L8
N83L2M4W	Midback	\$	5096	5215	5263	5351	5444	5602	5813	6816	7142
N83L2H4W	Highback		5824	5970	6029	6137	6251	6445	6704	7935	8335

DIMENSIONS

Width	56⅞	Arm Height	23	Back Width	56½	Weight - Mid	106
Depth	32½	Seat Height	16¼	Back Height - Mid	22½	Cubic Ft. - Mid	44.1
Height - Mid	35½	Seat Depth	20½	Back Height - High	31	Weight - High	120
Height - High	42½	Seat Width	46½			Cubic Ft. - High	52.3

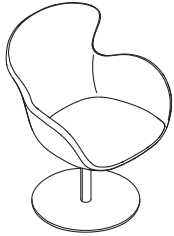
- Contrasting fabric option – specify X (i.e., N83L2M4WX); see page 294. For list pricing, use your electronic specification tool or contact customer service

TO ORDER, SPECIFY:

1. Model Number
2. Fabric Grade / Cover Number
3. Wood Finish (if applicable)
4. Metal Paint (if applicable)

- See page 293 for Idara options
- See page 298 for COM fabric yardage

GUEST DISC BASE



MODEL NO.

GRADE / LIST PRICE

		1	2/COM	3/COL	4	5	6	7	L7	L8
N83GLDA	Guest, Disc	\$ 1659	1708	1727	1763	1801	1866	1952	2363	2496

DIMENSIONS

Width	25½	Seat Height	18¾	Arm Height	7¾	Back Width	17½	Weight	
Depth	25¼	Seat Depth	17¾	Arm Width	1½	Back Height	19	Cubic Ft.	15.7
Height	34¼	Seat Width	16¾						

- Contrasting fabric option – specify X (i.e., N83GLDAX); see page 294. For list pricing, use your electronic specification tool or contact customer service

GUEST METAL 4-PRONG



		1	2/COM	3/COL	4	5	6	7	L7	L8
N83GL4LM	Guest, 4-Prong	\$ 1659	1708	1727	1763	1801	1866	1952	2363	2496

DIMENSIONS

Width	25½	Seat Height	18¾	Arm Height	7¾	Back Width	17½	Weight	39
Depth	25¼	Seat Depth	17¾	Arm Width	1½	Back Height	19	Cubic Ft.	15.7
Height	34¼	Seat Width	16¾						

- Contrasting fabric option – specify X (i.e., N83GL4LMX); see page 294. For list pricing, use your electronic specification tool or contact customer service

GUEST 5-PRONG LOW PROFILE MOBILE



		1	2/COM	3/COL	4	5	6	7	L7	L8
N83GL5MC	Guest, 5-Prong Mobile	\$ 1659	1708	1727	1763	1801	1866	1952	2363	2496

DIMENSIONS

Width	27	Seat Height	15¾-20¾	Arm Height	7¾	Back Width	17½	Weight	
Depth	25½	Seat Depth	17¾	Arm Width	1½	Back Height	19	Cubic Ft.	15.5
Height	31½-36¼	Seat Width	16¾						

- Height Adjustable and 360 Swivel
- Contrasting fabric option – specify X (i.e., N83GL5MCX); see page 294. For list pricing, use your electronic specification tool or contact customer service

GUEST 4-LEG WOOD WITH METAL SUPPORT



		1	2/COM	3/COL	4	5	6	7	L7	L8
N83GLW4W	Guest, Wood with Metal Support	\$ 1688	1737	1756	1792	1830	1895	1981	2392	2525

DIMENSIONS

Width	25½	Seat Height	19¾	Arm Height	7¾	Back Width	17½	Weight	
Depth	25¼	Seat Depth	17¾	Arm Width	1½	Back Height	19	Cubic Ft.	16.2
Height	34¼	Seat Width	16¾						

- Metal support is always black
- Contrasting fabric option – specify X (i.e., N83GLW4WX); see page 294. For list pricing, use your electronic specification tool or contact customer service

COM YARDAGE REQUIREMENTS

COM YARDAGE REQUIREMENTS (54" WIDTH – CUT UP THE ROLL)

MODEL	RAILROADED Contact customer service 800-482-1717 for ydg requirements	NON DIRECTIONAL OR SOLID	1"-4" REPEAT	5"-11" REPEAT	12"-18" REPEAT	COL SQUARE FEET
			4" VERTICAL X 4" HORIZONTAL	11" VERTICAL X 11" HORIZONTAL	18" VERTICAL X 18" HORIZONTAL	
N83GHDA, N83GH4LM, N83GH4W		3.17	4.00	6.00	7.50	63.09
N83GHDAX, N83GH4LMX,	Back	1.22	1.80	2.30	4.30	24.35
N83GH4WX	Seat	0.83	1.00	2.00	2.30	16.60
	Extreme	1.72	2.20	3.50	4.00	34.31
N83GLDA, N83GLW4W, N83GL4LM, N83GL5MC		1.80	2.50	3.30	4.80	35.97
N83GLDAX, N83GLW4WX,	Back	0.80	1.10	1.90	2.00	15.50
N83GL4MX, N83GL5MCX	Seat	0.70	0.90	1.00	2.40	13.84
	Extreme	1.00	1.40	2.10	2.60	20.48
N83GMDA, N83GM4LM, N83GM4W		2.56	3.50	5.00	5.70	50.92
N83GMDAX, N83GM4LMX,	Back	1.00	1.50	1.90	2.00	19.92
N83GM4WX	Seat	0.83	1.00	2.00	2.30	16.60
	Extreme	1.39	1.80	2.80	3.40	27.67
N83L2H4W		5.40	6.70	8.00	10.10	106.81
N83L2H4WX	Back	1.90	2.50	2.80	3.20	38.74
	Seat	1.60	2.00	2.20	3.40	31.55
	Extreme	2.60	3.20	5.30	7.10	52.02
N83L2M4W		4.40	5.30	6.60	7.40	86.89
N83L2M4WX	Back	1.40	1.70	2.00	2.00	27.67
	Seat	1.60	2.10	2.40	2.80	31.55
	Extreme	2.20	2.70	3.70	4.90	43.17