

---

# LOCHLYN

Product Specifications	268
Options	269
Configurations	270
Product Pages	274

**PRODUCT SPECIFICATIONS**

**FRAMES**

- Frames are made of 6060-T6 aluminum
- Must be installed as instructions indicate to warrant product
- Leveling glides are standard
- Units 3 modules high and higher must be anchored. Both floor and wall mount anchors are included. Anchor plate mounting hardware for floor mount will deface the floor. If using the wall mount attachment method, unit must run parallel to the wall. Hardware not provided but recommendations made
- Shipped flat and unassembled and installed in the field
- Inserts are ordered separately
- Vertical and horizontal frames are used to build and must be placed in correct position for a secure attachment
- Frames are attached with a connector piece that is made of Diecast Zamak, press fit and screwed to the frame ensure maximum strength
- Sizes of 18", 24", 30", 36", 42", 48", 54", 60", 66", 72", 78", 84", 90", 96" widths
- Sizes of 15", 27", 40", 53", 65", 78" heights

**INSERTS**

- Laminate options; vertical grain direction with the exception of horizontal grain laminates.
- If top open box is used for biophilia—must provide own liner
- Must be ordered separately from frame models
- Module front open box, module top open box, module sliding box drawers, module front box with hinged door(s), module pass-through box (no back boxes), and module trays are all made of laminate material
- Sizes of 17", 23", and 29" widths
- Sizes of 12", 25" heights
- Shelves available in laminate or clear glass
- Door inserts are available with touch latch closure, non-locking
- Drawer available with Level or Beam pull, non-locking
- Specify Pet Bed Liner to fit inside module trays

**WALLMOUNT FRAMES**

- Frames are made of 6060-T6 aluminum
- Must be installed as instructions indicate to warrant product
- Shipped flat packed and installed in the field
- Inserts are ordered separately
- Intended to be used as a display shelf
- Can be mounted to an architectural wall or a Tessera wall
- Attached flush to wall. Hardware not provided.
- Sizes of 12" – 72" width, 14" depth, and height of 13", 26", and 38"
- For display only, cannot be mounted with the top surface under 39" H on the wall

**PRIVACY SCREENS**

- Available in PET or Backpainted Glass
- Felt PET (Polyethylene terephthalate) ½" non self-healing tackable panel
- Backpainted Glass is white backpainted, low iron, tempered

**WORKSURFACE**

- Laminate surfaces are 1⅝" TFL (thermally fused laminate) and feature a 3mm PVC rim
- Grain direction runs left-to-right unless otherwise noted

**CHASSIS CONSTRUCTION (DESKS AND BRIDGES)**

- Frames are made of 6060-T6 aluminum
- Must be installed as instructions indicate to warrant product
- Leveling glides are standard
- Shipped flat packed
- Frames are attached with a connector piece that is made of Diecast Zamak, press fit and screwed to the frame ensure maximum strength

**ADJUSTABLE HEIGHT DESK**

- Available in laminate only; TFL top
- When in raised position, leg will be exposed
- Modesty panel optional, ordered separately
- Control pad can be moved to right-handed (RH) or left-handed (LH) by the customer
- Height adjustable customer range: 27⅝"-43¾"
- Duty cycle: 2 minutes ON/18 minutes OFF
- Maximum load should not exceed 100 lbs. on the surface
- Power cord: Type A plug, max 10 A, 125 V; 78¾" length
- Modesty panels are ordered separately and field installed
- Specify laminate color for the top, accent laminate for the laminate shroud, paint for the metal frame, and accent paint for the adjustable height metal legs

DIMENSION KEY	
D	Depth
W	Width
H	Height
A	Overhang: Approach Side
KW	Kneespace Width
DI	Diameter

**METAL FRAME COLOR**

- BK Black
- SV Silver
- 103 Chive
- 105 Spinach Green\*
- 106 Cloud Blue\*
- 107 Dark Blue\*
- 111 Apricot Orange\*
- 112 Tango Red\*
- 113 Golden Rod\*
- 405 Designer White
- 419 Wallaby
- 420 Sandstone
- 423 Concrete
- 425 Shadow
- 440 Cloud
- 450 Fog
- 460 Storm
- 461 Graphite
- 463 Iron
- 488 Frosty White
- 503 Satin Nickel Metallic\*

\*10% List Upcharge

- The following paint colors will receive black screws, end caps, and floor anchors (where applicable) Black, Chive, Spinach Green, Dark Blue, Tango Red, Shadow, Graphite, Satin Nickel Metallic, Concrete, and Iron
- The following paint colors will receive silver screws, end caps, and floor anchors (where applicable) Silver, Cloud Blue, Apricot Orange, Golden Rod, Designer White, Wallaby, Sandstone, Cloud, Fog, Storm, and Frosty White

**LAMINATE**

**WOODGRAIN LAMINATE**

- AC2 Autumn 2
- AD Almond
- ADH Almond Horizontal
- CL Caramel
- CW Cordovan
- DW Judicial
- HN2 Honey 2
- IM Brighton
- MC Amber
- MH Mocha
- NM Natural
- PB Portobello
- PBH Portobello Horizontal
- PT Portico
- PTH Portico Horizontal
- SK Skyline
- SKH Skyline Horizontal
- SM Sonoma
- SMH Sonoma Horizontal
- TF Truffle
- 792 Sable
- 792H Sable Horizontal
- 793 Acorn\*

**SOLID LAMINATE**

- 405 Designer White
- 419 Wallaby
- 425 Shadow
- 440 Cloud
- 461 Graphite
- 462 Cinder
- 478 Platinum Grey
- 488 Frosty White
- 491 Designer White Linear
- 491H Designer White Linear Horizontal
- 492 Cinder Linear
- 492H Cinder Linear Horizontal

\*Acorn is the laminate complement to Clear Walnut finish

**GALLERY LAMINATE**


- Grade 1 – 5% upcharge
- G1001 Citadel
- G1011 Pepperdust
- Grade 2 – 6% upcharge
- G1002 Planked Raw Oak
- G1003 Evening Notte
- G1004 Kirsche
- G1005 Midnight Run
- G1006 Sepia Walnut
- G1007 Serotina
- G1008 Timeless
- G1009 White Nebbia
- G1012 Phantom Ecru

See page 21 for Gallery program details and upcharges

**PET**

- NOR Nordic Knit

**PULL OPTIONS**



**Beam (87)**

- 87MB Cinder
- 87CC Concrete
- 87IR Iron
- 87PL Platinum Metallic
- 87SN Satin Nickel Metallic (Boring Pattern 128mm)



**Level (88)**

- 88MB Cinder
- 88CC Concrete
- 88IR Iron
- 88PL Platinum Metallic
- 88SN Satin Nickel Metallic (Boring Pattern 128mm)

**PET BED LINER FABRICS**

- |  |   |  |
|--|---|--|
| <ul style="list-style-type: none"> <li>Grade 1 Cali</li> <li style="padding-left: 20px;">Input</li> <li style="padding-left: 20px;">Plush</li> <li style="padding-left: 20px;">Ridge</li> <li style="padding-left: 20px;">Stardust</li> <li style="padding-left: 20px;">Vessel</li> <li>Grade 2 Bliss</li> <li style="padding-left: 20px;">Brilliant</li> <li style="padding-left: 20px;">COM</li> <li style="padding-left: 20px;">Dorset</li> <li style="padding-left: 20px;">Orbit</li> <li style="padding-left: 20px;">Phrase</li> <li style="padding-left: 20px;">Pixie</li> <li style="padding-left: 20px;">Sedona</li> <li style="padding-left: 20px;">Strand</li> </ul> | <ul style="list-style-type: none"> <li>Grade 3 COL</li> <li style="padding-left: 20px;">Jacks</li> <li style="padding-left: 20px;">Silvertex</li> <li>Grade 4 Connect Four</li> <li style="padding-left: 20px;">Echo</li> <li style="padding-left: 20px;">Masquerade</li> <li>Grade 5 Mode</li> </ul> | <ul style="list-style-type: none"> <li>Grade 6 Essence/Ultraleather</li> <li>Grade 7 Brisa</li> <li style="padding-left: 20px;">Brisa Distressed</li> <li style="padding-left: 20px;">Reef Pro</li> <li style="padding-left: 20px;">Silica</li> <li style="padding-left: 20px;">Silica Etch</li> <li style="padding-left: 20px;">Tottori</li> <li>Grade L7 Davenport</li> <li>Grade L8 Florence</li> </ul> |
|--|---|--|

# CONFIGURATIONS - DESK EXTENSION

## DESK EXTENSION CONFIGURATIONS

- Sitting height used only at 2 high module height with a horizontal aluminum frame
- Standing height used only at 3 high module height with a horizontal aluminum frame

DESK EXTENSION MODELS					
17" WIDE SITTING HEIGHT	17" WIDE STANDING HEIGHT	23" WIDE SITTING HEIGHT	23" WIDE STANDING HEIGHT	29" WIDE SITTING HEIGHT	29" WIDE STANDING HEIGHT
69N174829DSE1MLL	69N174841DSE1MLL	69N234829DSE1MLL	69N234841DSE1MLL	69N294829DSE1MLL	69N294841DSE1MLL
69N175429DSE1MLL	69N175441DSE1MLL	69N235429DSE1MLL	69N235441DSE1MLL	69N295429DSE1MLL	69N295441DSE1MLL
69N176029DSE1MLL	69N176041DSE1MLL	69N236029DSE1MLL	69N236041DSE1MLL	69N296029DSE1MLL	69N296041DSE1MLL
69N176629DSE1MLL	69N176641DSE1MLL	69N236629DSE1MLL	69N236641DSE1MLL	69N296629DSE1MLL	69N296641DSE1MLL
69N177229DSE1MLL	69N177241DSE1MLL	69N237229DSE1MLL	69N237241DSE1MLL	69N297229DSE1MLL	69N297241DSE1MLL

FREESTANDING LOCHLYN FRAME MODELS	THE INDICATORS "L", "C", "R", "LEFT CENTER", OR "RIGHT CENTER" WILL APPEAR IN THE MATRIX BELOW. THIS WILL DESIGNATE WHERE A DESK EXTENSION WILL ATTACH TO THE LOCHLYN FRAME IN THE LEFT, CENTER, LEFT CENTER, RIGHT CENTER (WHERE APPLICABLE) OR RIGHT SIDE SECTIONS OF THE FREESTANDING FRAME. MULTIPLE INDICATORS SIGNIFY MULTIPLE FIT LOCATIONS WITHIN THAT FRAME. LEFT, CENTER IS DESIGNATED PER IMAGES IN OUR PRICE LIST					
69N1827AFRFM	C					
69N2427AFRFM			C			
69N3027AFRFM					C	
69N3627AFRFM	L,R					
69N4227AFRFM	L		R			
69N4227CFRFM	L		R			
69N4827AFRFM			L,R			
69N5427AFRFM			L		R	
69N5427CFRFM			L		R	
69N6027AFRFM					L,R	
69N6627AFRFM	C		L,R			
69N6627CFRFM	C		L,R			
69N7227AFRFM			L,C,R			
69N7227CFRFM			L,C,R			
69N7827AFRFM			L,R		C	
69N7827CFRFM			L,R		C	
69N8427AFRFM			C		L,R	
69N8427CFRFM			C		L,R	
69N9027AFRFM					L,C,R	
69N9027CFRFM					L,C,R	
69N9627AFRFM			LEFT CENTER, RIGHT CENTER, R		L	
69N9627CFRFM			L, RIGHT CENTER, R		LEFT CENTER	
69N1840AFRFM	C	C				
69N2440AFRFM			C	C		
69N3040AFRFM					C	C
69N3640AFRFM	L,R	L,R				
69N3640CFRFM	R	L,R				
69N4240AFRFM	L	L	R	R		
69N4240CFRFM		L	R	R		
69N4840AFRFM			L,R	L,R		
69N4840CFRFM			R	L,R		
69N5440AFRFM			L	L	R	R
69N5440CFRFM				L	R	R
69N6040AFRFM					L,R	L,R

**DESK EXTENSION CONFIGURATIONS**

- Sitting height used only at 2 high module height with a horizontal aluminum frame
- Standing height used only at 3 high module height with a horizontal aluminum frame

DESK EXTENSION MODELS					
17" WIDE SITTING HEIGHT	17" WIDE STANDING HEIGHT	23" WIDE SITTING HEIGHT	23" WIDE STANDING HEIGHT	29" WIDE SITTING HEIGHT	29" WIDE STANDING HEIGHT
69N174829DSE1MLL	69N174841DSE1MLL	69N234829DSE1MLL	69N234841DSE1MLL	69N294829DSE1MLL	69N294841DSE1MLL
69N175429DSE1MLL	69N175441DSE1MLL	69N235429DSE1MLL	69N235441DSE1MLL	69N295429DSE1MLL	69N295441DSE1MLL
69N176029DSE1MLL	69N176041DSE1MLL	69N236029DSE1MLL	69N236041DSE1MLL	69N296029DSE1MLL	69N296041DSE1MLL
69N176629DSE1MLL	69N176641DSE1MLL	69N236629DSE1MLL	69N236641DSE1MLL	69N296629DSE1MLL	69N296641DSE1MLL
69N177229DSE1MLL	69N177241DSE1MLL	69N237229DSE1MLL	69N237241DSE1MLL	69N297229DSE1MLL	69N297241DSE1MLL

FREESTANDING LOCHLYN FRAME MODELS	THE INDICATORS "L", "C", "R", "LEFT CENTER", OR "RIGHT CENTER" WILL APPEAR IN THE MATRIX BELOW. THIS WILL DESIGNATE WHERE A DESK EXTENSION WILL ATTACH TO THE LOCHLYN FRAME IN THE LEFT, CENTER, LEFT CENTER, RIGHT CENTER (WHERE APPLICABLE) OR RIGHT SIDE SECTIONS OF THE FREESTANDING FRAME. MULTIPLE INDICATORS SIGNIFY MULTIPLE FIT LOCATIONS WITHIN THAT FRAME. LEFT, CENTER IS DESIGNATED PER IMAGES IN OUR PRICE LIST					
69N6040CFRFM					R	L,R
69N6640AFRFM	C	C	L	L,R		
69N6640CFRFM	C	C	R	L,R		
69N7240AFRFM			L,C	L,C,R		
69N7240CFRFM			C,R	L,C,R		
69N7840AFRFM			L	L,R	C	C
69N7840CFRFM			R	L,R	C	C
69N8440AFRFM			C	C	L	L,R
69N8440CFRFM			C	C	R	L,R
69N9040AFRFM					L,C	L,C,R
69N9040CFRFM					C,R	L,C,R
69N9640AFRFM			L, LEFT CENTER, R	L, LEFT CENTER, RIGHT CENTER, R		
69N9640CFRFM			LEFT CENTER, RIGHT CENTER	L, LEFT CENTER, RIGHT CENTER, R		
69N1852AFRFM	C	C				
69N1852CFRFM		C				
69N2452AFRFM			C	C		
69N2452CFRFM				C		
69N3052AFRFM					C	C
69N3052CFRFM						C
69N3652AFRFM	L,R	L				
69N3652CFRFM	R	L,R				
69N4252AFRFM	L	L	R			
69N4252CFRFM		L	R	R		
69N4852AFRFM			L,R	L		
69N4852CFRFM			R	L,R		
69N5452AFRFM			L	L	R	
69N5452CFRFM				L	R	R
69N6052AFRFM					L,R	L
69N6052CFRFM					R	L,R
69N6652AFRFM	C		L	L,R		
69N6652CFRFM	C	C	R	L,R		
69N7252AFRFM			L,C	L,R		
69N7252CFRFM			C,R	L,C,R		

# CONFIGURATIONS - DESK EXTENSION

## DESK EXTENSION CONFIGURATIONS

- Sitting height used only at 2 high module height with a horizontal aluminum frame
- Standing height used only at 3 high module height with a horizontal aluminum frame

DESK EXTENSION MODELS					
17" WIDE SITTING HEIGHT	17" WIDE STANDING HEIGHT	23" WIDE SITTING HEIGHT	23" WIDE STANDING HEIGHT	29" WIDE SITTING HEIGHT	29" WIDE STANDING HEIGHT
69N174829DSE1MLL	69N174841DSE1MLL	69N234829DSE1MLL	69N234841DSE1MLL	69N294829DSE1MLL	69N294841DSE1MLL
69N175429DSE1MLL	69N175441DSE1MLL	69N235429DSE1MLL	69N235441DSE1MLL	69N295429DSE1MLL	69N295441DSE1MLL
69N176029DSE1MLL	69N176041DSE1MLL	69N236029DSE1MLL	69N236041DSE1MLL	69N296029DSE1MLL	69N296041DSE1MLL
69N176629DSE1MLL	69N176641DSE1MLL	69N236629DSE1MLL	69N236641DSE1MLL	69N296629DSE1MLL	69N296641DSE1MLL
69N177229DSE1MLL	69N177241DSE1MLL	69N237229DSE1MLL	69N237241DSE1MLL	69N297229DSE1MLL	69N297241DSE1MLL

FREESTANDING LOCHLYN FRAME MODELS	THE INDICATORS "L", "C", "R", "LEFT CENTER", OR "RIGHT CENTER" WILL APPEAR IN THE MATRIX BELOW. THIS WILL DESIGNATE WHERE A DESK EXTENSION WILL ATTACH TO THE LOCHLYN FRAME IN THE LEFT, CENTER, LEFT CENTER, RIGHT CENTER (WHERE APPLICABLE) OR RIGHT SIDE SECTIONS OF THE FREESTANDING FRAME. MULTIPLE INDICATORS SIGNIFY MULTIPLE FIT LOCATIONS WITHIN THAT FRAME. LEFT, RIGHT, CENTER IS DESIGNATED PER IMAGES IN OUR PRICE LIST					
69N7852AFRFM			L	L,R	C	
69N7852CFRFM			R	L,R	C	C
69N8452AFRFM			C		L	L,R
69N8452CFRFM			C	C	R	L,R
69N9052AFRFM					L,C	L,R
69N9052CFRFM					C,R	L,C,R
69N9652AFRFM			L,LEFT CENTER,R	L, RIGHT CENTER, R		
69N9652CFRFM			LEFT CENTER, RIGHT CENTER	L, LEFT CENTER, RIGHT CENTER, R		
69N1865AFRFM	C	C				
69N1865CFRFM		C				
69N2465AFRFM			C	C		
69N2465CFRFM				C		
69N3065AFRFM					C	C
69N3065CFRFM						C
69N3665AFRFM	L,R	L				
69N3665CFRFM	R	L,R				
69N4265AFRFM	L	L	R			
69N4265CFRFM		L	R	R		
69N4865AFRFM			L,R	L		
69N4865CFRFM			R	L,R		
69N5465AFRFM			L	L	R	
69N5465CFRFM				L	R	R
69N6065AFRFM					L,R	L
69N6065CFRFM					R	L,R
69N6665AFRFM	C		L	L,R		
69N6665CFRFM	C	C	R	L,R		
69N7265AFRFM			L,C	L,R		
69N7265CFRFM			C,R	L,C,R		
69N7865AFRFM			L	L,R	C	
69N7865CFRFM			R	L,R	C	C
69N8465AFRFM			C		L	L,R
69N8465CFRFM			C	C	R	L,R
69N9065AFRFM					L,C	L,R
69N9065CFRFM					C,R	L,C,R

**DESK EXTENSION CONFIGURATIONS**

- Sitting height used only at 2 high module height with a horizontal aluminum frame
- Standing height used only at 3 high module height with a horizontal aluminum frame

DESK EXTENSION MODELS					
17" WIDE SITTING HEIGHT	17" WIDE STANDING HEIGHT	23" WIDE SITTING HEIGHT	23" WIDE STANDING HEIGHT	29" WIDE SITTING HEIGHT	29" WIDE STANDING HEIGHT
69N174829DSE1MLL	69N174841DSE1MLL	69N234829DSE1MLL	69N234841DSE1MLL	69N294829DSE1MLL	69N294841DSE1MLL
69N175429DSE1MLL	69N175441DSE1MLL	69N235429DSE1MLL	69N235441DSE1MLL	69N295429DSE1MLL	69N295441DSE1MLL
69N176029DSE1MLL	69N176041DSE1MLL	69N236029DSE1MLL	69N236041DSE1MLL	69N296029DSE1MLL	69N296041DSE1MLL
69N176629DSE1MLL	69N176641DSE1MLL	69N236629DSE1MLL	69N236641DSE1MLL	69N296629DSE1MLL	69N296641DSE1MLL
69N177229DSE1MLL	69N177241DSE1MLL	69N237229DSE1MLL	69N237241DSE1MLL	69N297229DSE1MLL	69N297241DSE1MLL

FREESTANDING LOCHLYN FRAME MODELS	THE INDICATORS "L", "C", "R", "LEFT CENTER", OR "RIGHT CENTER" WILL APPEAR IN THE MATRIX BELOW. THIS WILL DESIGNATE WHERE A DESK EXTENSION WILL ATTACH TO THE LOCHLYN FRAME IN THE LEFT, CENTER, LEFT CENTER, RIGHT CENTER (WHERE APPLICABLE) OR RIGHT SIDE SECTIONS OF THE FREESTANDING FRAME. MULTIPLE INDICATORS SIGNIFY MULTIPLE FIT LOCATIONS WITHIN THAT FRAME. LEFT, RIGHT, CENTER IS DESIGNATED PER IMAGES IN OUR PRICE LIST					
			L, LEFT CENTER, R	L, RIGHT CENTER, R		
69N9665AFRFM			L, LEFT CENTER, R	L, RIGHT CENTER, R		
69N9665CFRFM			LEFT CENTER, RIGHT CENTER	L, LEFT CENTER, RIGHT CENTER, R		
69N1878AFRFM	C	C				
69N1878CFRFM		C				
69N2478AFRFM			C	C		
69N2478CFRFM				C		
69N3078AFRFM					C	C
69N3078CFRFM						C
69N3678AFRFM	L,R	L				
69N3678CFRFM	R	L,R				
69N4278AFRFM	L	L	R			
69N4278CFRFM		L	R	R		
69N4878AFRFM			L,R	L		
69N4878CFRFM			R	L,R		
69N5478AFRFM			L	L	R	
69N5478CFRFM				L	R	R
69N6078AFRFM					L,R	L
69N6078CFRFM					R	L,R
69N6678AFRFM	C		L	L,R		
69N6678CFRFM	C	C	R	L,R		
69N7278AFRFM			L,C	L,R		
69N7278CFRFM			C,R	L,C,R		
69N7878AFRFM			L	L,R	C	
69N7878CFRFM			R	L,R	C	C
69N8478AFRFM			C		L	L,R
69N8478CFRFM			C	C	R	L,R
69N9078AFRFM					L,C	L,R
69N9078CFRFM					C,R	L,C,R
69N9678AFRFM			L, LEFT CENTER, R	L, RIGHT CENTER, R		
69N9678CFRFM			LEFT CENTER, RIGHT CENTER	L, LEFT CENTER, RIGHT CENTER, R		

# LOCHLYN

## PRODUCT SPECIFICATIONS

- Reference page 269 for options
- Shipped unassembled

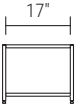
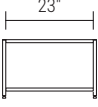



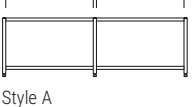
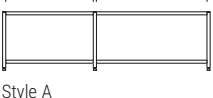
## TO ORDER, SPECIFY:

1. Model Number
2. Paint Color

## SAMPLE MODEL NUMBER:

69N3015AFRFM BK

- See page 269 for all options available in Lochlyn

	MODEL NO./DESCRIPTION	FRAME STYLE	LIST PRICE	DIMENSIONS			A	KW	CARTONED CUBIC	
				D	W	H			WEIGHT	FEET
<b>FREESTANDING METAL FRAME 1 MODULE HIGH</b>   Style A	69N1815AFRFM	Style A	\$ 1290	13 <sup>1</sup> / <sub>16</sub>	18 <sup>7</sup> / <sub>16</sub>	15 <sup>1</sup> / <sub>4</sub>			5 lbs.	0.8
<ul style="list-style-type: none"> <li>• Opening for one 17" wide Module</li> <li>• Shipped unassembled</li> </ul>										
<b>FREESTANDING METAL FRAME 1 MODULE HIGH</b>   Style A	69N2415AFRFM	Style A	\$ 1451	13 <sup>1</sup> / <sub>16</sub>	24 <sup>7</sup> / <sub>16</sub>	15 <sup>1</sup> / <sub>4</sub>			6 lbs.	0.9
<ul style="list-style-type: none"> <li>• Opening for one 23" wide Module</li> <li>• Shipped unassembled</li> </ul>										
<b>FREESTANDING METAL FRAME 1 MODULE HIGH</b>   Style A	69N3015AFRFM	Style A	\$ 1612	13 <sup>1</sup> / <sub>16</sub>	30 <sup>7</sup> / <sub>16</sub>	15 <sup>1</sup> / <sub>4</sub>			12 lbs.	0.9
<ul style="list-style-type: none"> <li>• Opening for one 29" wide Module</li> <li>• Shipped unassembled</li> </ul>										
<b>FREESTANDING METAL FRAME 1 MODULE HIGH</b>   Style A	69N3615AFRFM	Style A	\$ 1716	13 <sup>1</sup> / <sub>16</sub>	36 <sup>7</sup> / <sub>16</sub>	15 <sup>1</sup> / <sub>4</sub>			14 lbs.	1.2
<ul style="list-style-type: none"> <li>• Openings for two 17" wide Modules</li> <li>• Shipped unassembled</li> </ul>										
<b>FREESTANDING METAL FRAME 1 MODULE HIGH</b>   Style A	69N4215AFRFM	Style A	\$ 1820	13 <sup>1</sup> / <sub>16</sub>	42 <sup>7</sup> / <sub>16</sub>	15 <sup>1</sup> / <sub>4</sub>			15 lbs.	1.2
<ul style="list-style-type: none"> <li>• Openings for one 17" wide Module and one 23" wide Module</li> <li>• Shipped unassembled</li> </ul>										
<b>FREESTANDING METAL FRAME 1 MODULE HIGH</b>   Style A	69N4815AFRFM	Style A	\$ 1924	13 <sup>1</sup> / <sub>16</sub>	48 <sup>7</sup> / <sub>16</sub>	15 <sup>1</sup> / <sub>4</sub>			16 lbs.	1.2
<ul style="list-style-type: none"> <li>• Openings for two 23" wide Modules</li> <li>• Shipped unassembled</li> </ul>										
<b>FREESTANDING METAL FRAME 1 MODULE HIGH</b>   Style A	69N5415AFRFM	Style A	\$ 2028	13 <sup>1</sup> / <sub>16</sub>	54 <sup>7</sup> / <sub>16</sub>	15 <sup>1</sup> / <sub>4</sub>			17 lbs.	1.2
<ul style="list-style-type: none"> <li>• Openings for one 23" wide Module and one 29" wide Module</li> <li>• Shipped unassembled</li> </ul>										



**PRODUCT SPECIFICATIONS**

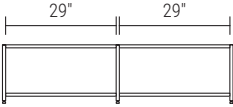
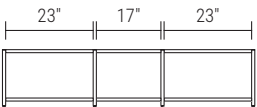
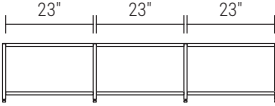
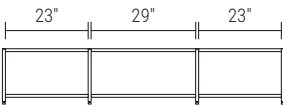
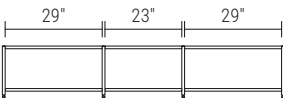
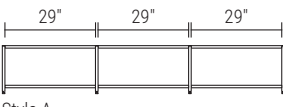
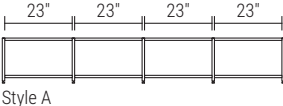
- Reference page 269 for options
- Shipped unassembled

**TO ORDER, SPECIFY:**

1. Model Number
2. Paint Color

**SAMPLE MODEL NUMBER:**

- 69N9015AFRFM SV
- See page 269 for all options available in Lochlyn

	MODEL NO./DESCRIPTION	FRAME STYLE	LIST PRICE	DIMENSIONS			A	KW	CARTONED WEIGHT	CUBIC FEET
				D	W	H				
<p><b>FREESTANDING METAL FRAME 1 MODULE HIGH</b></p>  <p>Style A</p>	69N6015AFRFM	Style A	\$ 2132	13 <sup>1</sup> / <sub>16</sub>	60 <sup>1</sup> / <sub>16</sub>	15 <sup>1</sup> / <sub>4</sub>		18 lbs.	1.2	
<ul style="list-style-type: none"> <li>• Openings for two 29" wide Modules</li> <li>• Shipped unassembled</li> </ul>										
<p><b>FREESTANDING METAL FRAME 1 MODULE HIGH</b></p>  <p>Style A</p>	69N6615AFRFM	Style A	\$ 2288	13 <sup>1</sup> / <sub>16</sub>	65 <sup>1</sup> / <sub>16</sub>	15 <sup>1</sup> / <sub>4</sub>		19 lbs.	1.2	
<ul style="list-style-type: none"> <li>• Openings for two 23" wide Modules and one 17" wide Module</li> <li>• Shipped unassembled</li> </ul>										
<p><b>FREESTANDING METAL FRAME 1 MODULE HIGH</b></p>  <p>Style A</p>	69N7215AFRFM	Style A	\$ 2392	13 <sup>1</sup> / <sub>16</sub>	71 <sup>1</sup> / <sub>16</sub>	15 <sup>1</sup> / <sub>4</sub>		20 lbs.	1.2	
<ul style="list-style-type: none"> <li>• Openings for three 23" wide Modules</li> <li>• Shipped unassembled</li> </ul>										
<p><b>FREESTANDING METAL FRAME 1 MODULE HIGH</b></p>  <p>Style A</p>	69N7815AFRFM	Style A	\$ 2600	13 <sup>1</sup> / <sub>16</sub>	77 <sup>1</sup> / <sub>16</sub>	15 <sup>1</sup> / <sub>4</sub>		21 lbs.	1.2	
<ul style="list-style-type: none"> <li>• Openings for two 23" wide Modules and one 29" wide Module</li> <li>• Shipped unassembled</li> </ul>										
<p><b>FREESTANDING METAL FRAME 1 MODULE HIGH</b></p>  <p>Style A</p>	69N8415AFRFM	Style A	\$ 2808	13 <sup>1</sup> / <sub>16</sub>	83 <sup>1</sup> / <sub>16</sub>	15 <sup>1</sup> / <sub>4</sub>		22 lbs.	1.2	
<ul style="list-style-type: none"> <li>• Openings for two 29" wide Modules and one 23" wide Module</li> <li>• Shipped unassembled</li> </ul>										
<p><b>FREESTANDING METAL FRAME 1 MODULE HIGH</b></p>  <p>Style A</p>	69N9015AFRFM	Style A	\$ 3016	13 <sup>1</sup> / <sub>16</sub>	89 <sup>1</sup> / <sub>16</sub>	15 <sup>1</sup> / <sub>4</sub>		23 lbs.	1.2	
<ul style="list-style-type: none"> <li>• Openings for three 29" wide Modules</li> <li>• Shipped unassembled</li> </ul>										
<p><b>FREESTANDING METAL FRAME 1 MODULE HIGH</b></p>  <p>Style A</p>	69N9615AFRFM	Style A	\$ 3224	13 <sup>1</sup> / <sub>16</sub>	95 <sup>1</sup> / <sub>16</sub>	15 <sup>1</sup> / <sub>4</sub>		27 lbs.	1.8	
<ul style="list-style-type: none"> <li>• Openings for four 23" wide Modules</li> <li>• Shipped unassembled</li> </ul>										

# LOCHLYN

## PRODUCT SPECIFICATIONS

- Reference page 269 for options
- Shipped unassembled


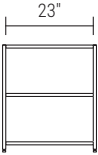

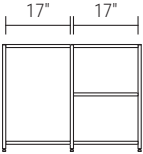
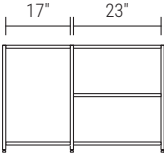
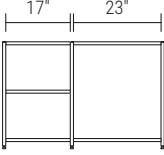
## TO ORDER, SPECIFY:

1. Model Number
2. Paint Color

## SAMPLE MODEL NUMBER:

69N3027AFRFM BK

- See page 269 for all options available in Lochlyn

	MODEL NO./DESCRIPTION	FRAME STYLE	LIST PRICE	DIMENSIONS			A	KW	CARTONED CUBIC	
				D	W	H			WEIGHT	FEET
<b>FREESTANDING METAL FRAME 2 MODULE HIGH</b>   Style A	69N1827AFRFM	Style A	\$ 1498	13 <sup>1</sup> / <sub>16</sub>	18 <sup>7</sup> / <sub>16</sub>	27 <sup>7</sup> / <sub>8</sub>			9 lbs.	1.1
	<ul style="list-style-type: none"> <li>• Openings for two 17" wide x 12" high Modules</li> <li>• Shipped unassembled</li> </ul>									
<b>FREESTANDING METAL FRAME 2 MODULE HIGH</b>   Style A	69N2427AFRFM	Style A	\$ 1685	13 <sup>1</sup> / <sub>16</sub>	24 <sup>7</sup> / <sub>16</sub>	27 <sup>7</sup> / <sub>8</sub>			9 lbs.	1.1
	<ul style="list-style-type: none"> <li>• Openings for two 23" wide x 12" high Modules</li> <li>• Shipped unassembled</li> </ul>									
<b>FREESTANDING METAL FRAME 2 MODULE HIGH</b>   Style A	69N3027AFRFM	Style A	\$ 1872	13 <sup>1</sup> / <sub>16</sub>	30 <sup>7</sup> / <sub>16</sub>	27 <sup>7</sup> / <sub>8</sub>			15 lbs.	1.1
	<ul style="list-style-type: none"> <li>• Style A has openings for two 29" wide x 12" high Modules</li> <li>• Shipped unassembled</li> </ul>									
<b>FREESTANDING METAL FRAME 2 MODULE HIGH</b>   Style A	69N3627AFRFM	Style A	\$ 2028	13 <sup>1</sup> / <sub>16</sub>	36 <sup>7</sup> / <sub>16</sub>	27 <sup>7</sup> / <sub>8</sub>			19 lbs.	1.4
	<ul style="list-style-type: none"> <li>• Style A has openings for one 17" wide x 25" high Module and two 17" wide x 12" high Modules</li> <li>• Shipped unassembled</li> </ul>									
<b>FREESTANDING METAL FRAME 2 MODULE HIGH</b>   Style A	69N4227AFRFM	Style A	\$ 2132	13 <sup>1</sup> / <sub>16</sub>	42 <sup>7</sup> / <sub>16</sub>	27 <sup>7</sup> / <sub>8</sub>			21 lbs.	1.4
	<ul style="list-style-type: none"> <li>• Style A has openings for one 17" wide x 25" high Module and two 23" wide x 12" high Modules</li> <li>• Style C has openings for two 17" wide x 12" high and one 23" wide x 25" high Modules</li> <li>• Shipped unassembled</li> </ul>									
 Style C		69N4227CFRFM	Style C	2132	13 <sup>1</sup> / <sub>16</sub>	42 <sup>7</sup> / <sub>16</sub>	27 <sup>7</sup> / <sub>8</sub>			21 lbs.

**PRODUCT SPECIFICATIONS**

- Reference page 269 for options
- Shipped unassembled

**TO ORDER, SPECIFY:**

1. Model Number
2. Paint Color

**SAMPLE MODEL NUMBER:**

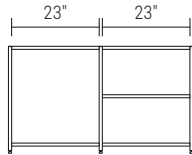
- 69N4827AFRFM BK
- See page 269 for all options available in Lochlyn

	MODEL NO./DESCRIPTION	FRAME STYLE	LIST PRICE	DIMENSIONS			A	KW	CARTONED WEIGHT	CUBIC FEET
				D	W	H				

**FREESTANDING METAL FRAME 2 MODULE HIGH**

69N4827AFRFM	Style A	\$ 2236	13 <sup>1</sup> / <sub>16</sub>	48 <sup>1</sup> / <sub>16</sub>	27 <sup>7</sup> / <sub>8</sub>			22 lbs.	1.4
--------------	---------	---------	---------------------------------	---------------------------------	--------------------------------	--	--	---------	-----

- Style A has openings for one 23" wide x 25" high Module and two 23" wide x 12" high Modules
- Shipped unassembled

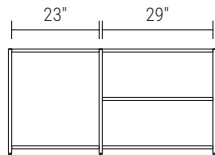


Style A

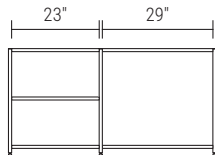
**FREESTANDING METAL FRAME 2 MODULE HIGH**

69N5427AFRFM	Style A	\$ 2392	13 <sup>1</sup> / <sub>16</sub>	54 <sup>1</sup> / <sub>16</sub>	27 <sup>7</sup> / <sub>8</sub>			24 lbs.	1.4
69N5427CFRFM	Style C	2392	13 <sup>1</sup> / <sub>16</sub>	54 <sup>1</sup> / <sub>16</sub>	27 <sup>7</sup> / <sub>8</sub>			24 lbs.	1.4

- Style A has openings for one 23" wide x 25" high and two 29" wide x 12" high Modules
- Style C has openings for two 23" wide x 12" high Modules and one 29" wide x 25" high Module
- Shipped unassembled



Style A

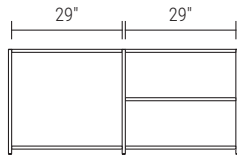


Style C

**FREESTANDING METAL FRAME 2 MODULE HIGH**

69N6027AFRFM	Style A	\$ 2600	13 <sup>1</sup> / <sub>16</sub>	60 <sup>1</sup> / <sub>16</sub>	27 <sup>7</sup> / <sub>8</sub>			24 lbs.	1.4
--------------	---------	---------	---------------------------------	---------------------------------	--------------------------------	--	--	---------	-----

- Style A has openings for one 29" wide x 25" high Module and two 29" wide x 12" high Modules
- Shipped unassembled

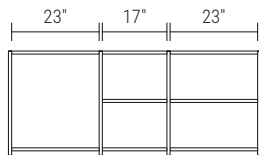


Style A

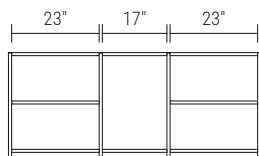
**FREESTANDING METAL FRAME 2 MODULE HIGH**

69N6627AFRFM	Style A	\$ 2808	13 <sup>1</sup> / <sub>16</sub>	65 <sup>1</sup> / <sub>16</sub>	27 <sup>7</sup> / <sub>8</sub>			28 lbs.	2.0
69N6627CFRFM	Style C	2808	13 <sup>1</sup> / <sub>16</sub>	65 <sup>1</sup> / <sub>16</sub>	27 <sup>7</sup> / <sub>8</sub>			28 lbs.	2.0

- Style A has openings for one 23" wide x 25" high Module, two 17" wide x 12" high Modules, and two 23" wide x 12" high Modules
- Style C has openings for four 23" wide x 12" high Modules and one 17" wide x 25" high Modules
- Shipped unassembled



Style A



Style C

# LOCHLYN

## PRODUCT SPECIFICATIONS

- Reference page 269 for options
- Shipped unassembled

## TO ORDER, SPECIFY:

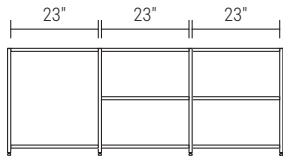
1. Model Number
2. Paint Color

## SAMPLE MODEL NUMBER:

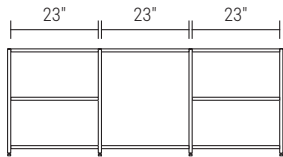
69N7227AFRFM BK

- See page 269 for all options available in Lochlyn

MODEL NO./DESCRIPTION	FRAME STYLE	LIST PRICE	DIMENSIONS			A	KW	CARTONED WEIGHT	CUBIC FEET
			D	W	H				
<b>FREESTANDING METAL FRAME 2 MODULE HIGH</b> 69N7227AFRFM	Style A	\$ 3016	13 <sup>1</sup> / <sub>16</sub> "	71 <sup>1</sup> / <sub>16</sub> "	27 <sup>7</sup> / <sub>8</sub> "			30 lbs.	2.0
69N7227CFRFM	Style C	3016	13 <sup>1</sup> / <sub>16</sub> "	71 <sup>1</sup> / <sub>16</sub> "	27 <sup>7</sup> / <sub>8</sub> "			30 lbs.	2.0



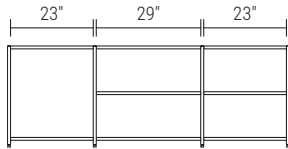
Style A



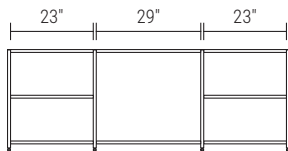
Style C

- Style A has openings for one 23" wide x 25" high Module and four 23" wide x 12" high Modules
- Style C has openings for four 23" wide x 12" high Modules and one 23" wide x 25" high Module
- Shipped unassembled

<b>FREESTANDING METAL FRAME 2 MODULE HIGH</b> 69N7827AFRFM	Style A	\$ 3328	13 <sup>1</sup> / <sub>16</sub> "	77 <sup>1</sup> / <sub>16</sub> "	27 <sup>7</sup> / <sub>8</sub> "			32 lbs.	2.1
69N7827CFRFM	Style C	3328	13 <sup>1</sup> / <sub>16</sub> "	77 <sup>1</sup> / <sub>16</sub> "	27 <sup>7</sup> / <sub>8</sub> "			32 lbs.	2.1



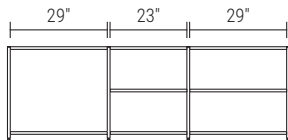
Style A



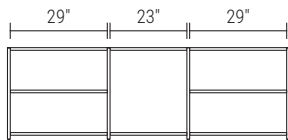
Style C

- Style A has openings for one 23" wide x 25" high Module, two 29" wide x 12" high Modules, and two 23" wide x 12" high Modules
- Style C has openings for four 23" wide x 12" high Modules and one 29" wide x 25" high Module
- Shipped unassembled

<b>FREESTANDING METAL FRAME 2 MODULE HIGH</b> 69N8427AFRFM	Style A	\$ 3640	13 <sup>1</sup> / <sub>16</sub> "	83 <sup>1</sup> / <sub>16</sub> "	27 <sup>7</sup> / <sub>8</sub> "			33 lbs.	2.1
69N8427CFRFM	Style C	3640	13 <sup>1</sup> / <sub>16</sub> "	83 <sup>1</sup> / <sub>16</sub> "	27 <sup>7</sup> / <sub>8</sub> "			33 lbs.	2.1



Style A



Style C

- Style A has openings for one 29" wide x 25" high Module, two 23" wide x 12" high Modules, and two 29" wide x 12" high Modules
- Style C has openings for four 29" wide x 12" high modules and one 23" wide x 25" high Module
- Shipped unassembled

**PRODUCT SPECIFICATIONS**

- Reference page 269 for options
- Shipped unassembled

**TO ORDER, SPECIFY:**

1. Model Number
2. Paint Color

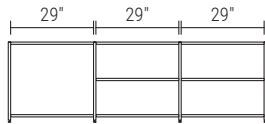
**SAMPLE MODEL NUMBER:**

69N9627AFRFM BK

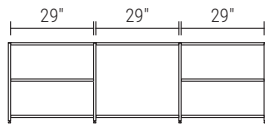
- See page 269 for all options available in Lochlyn

	MODEL NO./DESCRIPTION	FRAME STYLE	LIST PRICE	DIMENSIONS			A	KW	CARTONED WEIGHT	CUBIC FEET
				D	W	H				
<b>FREESTANDING METAL FRAME 2 MODULE HIGH</b>	69N9027AFRFM	Style A	\$ 3952	13 <sup>1</sup> / <sub>16</sub>	89 <sup>9</sup> / <sub>16</sub>	27 <sup>7</sup> / <sub>8</sub>			35 lbs.	2.1
	69N9027CFRFM	Style C	3952	13 <sup>1</sup> / <sub>16</sub>	89 <sup>9</sup> / <sub>16</sub>	27 <sup>7</sup> / <sub>8</sub>			35 lbs.	2.1

- Style A has openings for one 29" wide x 25" high Module and four 29" wide x 12" high Module
- Style C has openings for four 29" wide x 12" high Modules and one 29" wide x 25" high Module
- Shipped unassembled



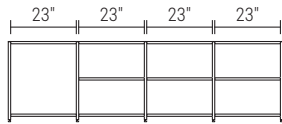
Style A



Style C

<b>FREESTANDING METAL FRAME 2 MODULE HIGH</b>	69N9627AFRFM	Style A	\$ 4264	13 <sup>1</sup> / <sub>16</sub>	95 <sup>5</sup> / <sub>16</sub>	27 <sup>7</sup> / <sub>8</sub>			37 lbs.	2.3
	69N9627CFRFM	Style C	4264	13 <sup>1</sup> / <sub>16</sub>	95 <sup>5</sup> / <sub>16</sub>	27 <sup>7</sup> / <sub>8</sub>			37 lbs.	2.3

- Style A has openings for one 23" wide x 25" high and six openings for 23" wide x 12" high modules
- Style C has openings for one 23" wide x 25" high and six openings for 23" wide x 12" high modules
- Shipped unassembled



Style A



Style C

# LOCHLYN

## PRODUCT SPECIFICATIONS

- Reference page 269 for options
- Units 3 high or higher must be anchored
- Brackets included
- Shipped unassembled

## TO ORDER, SPECIFY:

1. Model Number
2. Paint Color

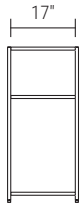
## SAMPLE MODEL NUMBER:

- 69N3040AFRFM SV
- See page 269 for all options available in Lochlyn

	MODEL NO./DESCRIPTION	FRAME STYLE	LIST PRICE	DIMENSIONS			A	KW	CARTONED WEIGHT	CUBIC FEET
				D	W	H				

### FREESTANDING METAL FRAME 3 MODULE HIGH

69N1840AFRFM	Style A	\$ 1581	13 <sup>1</sup> / <sub>16</sub>	18 <sup>7</sup> / <sub>16</sub>	40 <sup>7</sup> / <sub>16</sub>			11 lbs.	1.5
--------------	---------	---------	---------------------------------	---------------------------------	---------------------------------	--	--	---------	-----




Style A

- Style A has openings for one 17" wide x 12" high Module and one 17" wide x 25" high Module
- Shipped unassembled
- Units 3 modules high and higher must be anchored. Both floor and wall mount anchors are included. Anchor plate mounting hardware for floor mount will deface the floor. If using the wall mount attachment method, unit must run parallel to the wall. Hardware not provided but recommendations made

### FREESTANDING METAL FRAME 3 MODULE HIGH

69N2440AFRFM	Style A	\$ 1778	13 <sup>1</sup> / <sub>16</sub>	24 <sup>7</sup> / <sub>16</sub>	40 <sup>7</sup> / <sub>16</sub>			12 lbs.	1.5
--------------	---------	---------	---------------------------------	---------------------------------	---------------------------------	--	--	---------	-----




Style A

- Style A has openings for one 23" wide x 12" high Module and one 23" wide x 25" high Module
- Shipped unassembled
- Units 3 modules high and higher must be anchored. Both floor and wall mount anchors are included. Anchor plate mounting hardware for floor mount will deface the floor. If using the wall mount attachment method, unit must run parallel to the wall. Hardware not provided but recommendations made

### FREESTANDING METAL FRAME 3 MODULE HIGH

69N3040AFRFM	Style A	\$ 1976	13 <sup>1</sup> / <sub>16</sub>	30 <sup>7</sup> / <sub>16</sub>	40 <sup>7</sup> / <sub>16</sub>			20 lbs.	1.5
--------------	---------	---------	---------------------------------	---------------------------------	---------------------------------	--	--	---------	-----




Style A

- Style A has openings for one 29" wide x 12" high Module and one 29" wide x 25" high Module
- Shipped unassembled
- Units 3 modules high and higher must be anchored. Both floor and wall mount anchors are included. Anchor plate mounting hardware for floor mount will deface the floor. If using the wall mount attachment method, unit must run parallel to the wall. Hardware not provided but recommendations made


### FREESTANDING METAL FRAME 3 MODULE HIGH

69N3640AFRFM	Style A	\$ 2496	13 <sup>1</sup> / <sub>16</sub>	36 <sup>7</sup> / <sub>16</sub>	40 <sup>7</sup> / <sub>16</sub>			23 lbs.	1.8
69N3640CFRFM	Style C	2496	13 <sup>1</sup> / <sub>16</sub>	36 <sup>7</sup> / <sub>16</sub>	40 <sup>7</sup> / <sub>16</sub>			23 lbs.	1.8



Style A

- Style A has openings for four 17" wide x 12" high Modules and one 17" wide x 25" high Module
- Style C has openings for two 17" wide x 25" high Modules and two 17" wide x 12" high Modules
- Shipped unassembled
- Units 3 modules high and higher must be anchored. Both floor and wall mount anchors are included. Anchor plate mounting hardware for floor mount will deface the floor. If using the wall mount attachment method, unit must run parallel to the wall. Hardware not provided but recommendations made



Style C

**PRODUCT SPECIFICATIONS**

- Reference page 269 for options
- Units 3 high or higher must be anchored  
Brackets included
- Shipped unassembled

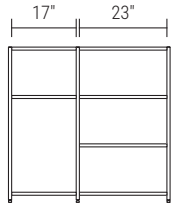
**TO ORDER, SPECIFY:**

1. Model Number
2. Paint Color


**SAMPLE MODEL NUMBER:**

- 69N4240AFRFM SV
- See page 269 for all options available in Lochlyn

	MODEL NO./DESCRIPTION	FRAME STYLE	LIST PRICE	DIMENSIONS			A	KW	CARTONED WEIGHT	CUBIC FEET
				D	W	H				
<b>FREESTANDING METAL FRAME 3 MODULE HIGH</b>	69N4240AFRFM	Style A	\$ 2600	13 <sup>1</sup> / <sub>16</sub>	42 <sup>1</sup> / <sub>16</sub>	40 <sup>7</sup> / <sub>16</sub>			26 lbs.	1.8
	69N4240CFRFM	Style C	2600	13 <sup>1</sup> / <sub>16</sub>	42 <sup>1</sup> / <sub>16</sub>	40 <sup>7</sup> / <sub>16</sub>			26 lbs.	1.8



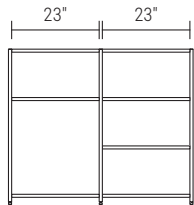
Style A



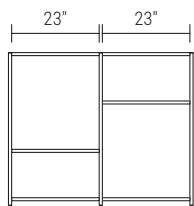
Style C

- Style A has openings for one 17" wide x 12" high Module, one 17" wide x 25" high Module, and three 23" wide x 12" high Modules
- Style C has openings for one 17" wide x 25" high Module, one 17" wide x 12" high Module, one 23" wide x 25" high Module, and one 23" wide x 12" high Module
- Shipped unassembled
- Units 3 modules high and higher must be anchored. Both floor and wall mount anchors are included. Anchor plate mounting hardware for floor mount will deface the floor. If using the wall mount attachment method, unit must run parallel to the wall. Hardware not provided but recommendations made

<b>FREESTANDING METAL FRAME 3 MODULE HIGH</b>	69N4840AFRFM	Style A	\$ 2808	13 <sup>1</sup> / <sub>16</sub>	48 <sup>1</sup> / <sub>16</sub>	40 <sup>7</sup> / <sub>16</sub>			30 lbs.	2.4
	69N4840CFRFM	Style C	2808	13 <sup>1</sup> / <sub>16</sub>	48 <sup>1</sup> / <sub>16</sub>	40 <sup>7</sup> / <sub>16</sub>			30 lbs.	2.4



Style A



Style C

- Style A has openings for four 23" wide x 12" high Modules and one 23" wide x 25" high Module
- Style C has openings for two 23" wide x 25" high Modules and two 23" wide x 12" high Modules
- Shipped unassembled
- Units 3 modules high and higher must be anchored. Both floor and wall mount anchors are included. Anchor plate mounting hardware for floor mount will deface the floor. If using the wall mount attachment method, unit must run parallel to the wall. Hardware not provided but recommendations made

# LOCHLYN

## PRODUCT SPECIFICATIONS

- Reference page 269 for options
- Units 3 high or higher must be anchored
- Brackets included
- Shipped unassembled

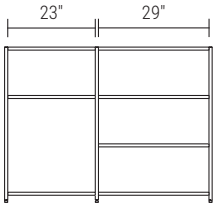
## TO ORDER, SPECIFY:

1. Model Number
2. Paint Color

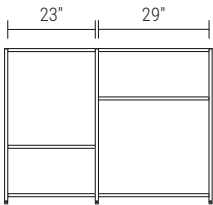
## SAMPLE MODEL NUMBER:

- 69N5440AFRFM BK
- See page 269 for all options available in Lochlyn

	MODEL NO./DESCRIPTION	FRAME STYLE	LIST PRICE	DIMENSIONS			A	KW	CARTONED WEIGHT	CUBIC FEET
				D	W	H				
<b>FREESTANDING METAL FRAME 3 MODULE HIGH</b>	69N5440AFRFM	Style A	\$ 3016	13 <sup>1</sup> / <sub>16</sub>	54 <sup>1</sup> / <sub>16</sub>	40 <sup>7</sup> / <sub>16</sub>			32 lbs.	2.4
	69N5440CFRFM	Style C	3016	13 <sup>1</sup> / <sub>16</sub>	54 <sup>1</sup> / <sub>16</sub>	40 <sup>7</sup> / <sub>16</sub>			32 lbs.	2.4



Style A

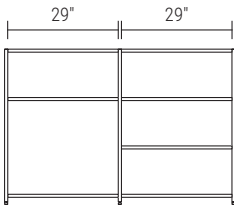


Style C

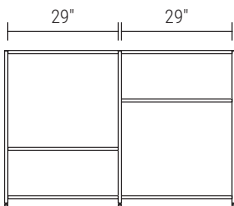
- Style A has openings for one 23" wide x 12" high Module, one 23" wide x 25" high Module, three 29" wide x 12" high Modules
- Style C has openings for one 23" wide x 25" high Module, one 23" wide x 12" high Module, one 29" wide x 25" high Module, and one 29" wide x 12" high Module
- Shipped unassembled
- Units 3 modules high and higher must be anchored. Both floor and wall mount anchors are included. Anchor plate mounting hardware for floor mount will deface the floor. If using the wall mount attachment method, unit must run parallel to the wall. Hardware not provided but recommendations made

## FREESTANDING METAL FRAME 3 MODULE HIGH

69N6040AFRFM	Style A	\$ 3328	13 <sup>1</sup> / <sub>16</sub>	60 <sup>1</sup> / <sub>16</sub>	40 <sup>7</sup> / <sub>16</sub>			35 lbs.	2.4
69N6040CFRFM	Style C	3328	13 <sup>1</sup> / <sub>16</sub>	60 <sup>1</sup> / <sub>16</sub>	40 <sup>7</sup> / <sub>16</sub>			35 lbs.	2.4



Style A



Style C

- Style A openings for four 29" wide x 12" high Modules and one 29" wide x 25" high Module
- Style C has openings for two 29" wide x 25" high Modules and two 29" wide x 12" high Modules
- Shipped unassembled
- Units 3 modules high and higher must be anchored. Both floor and wall mount anchors are included. Anchor plate mounting hardware for floor mount will deface the floor. If using the wall mount attachment method, unit must run parallel to the wall. Hardware not provided but recommendations made



**PRODUCT SPECIFICATIONS**

- Reference page 269 for options
- Units 3 high or higher must be anchored
- Brackets included
- Shipped unassembled

**TO ORDER, SPECIFY:**

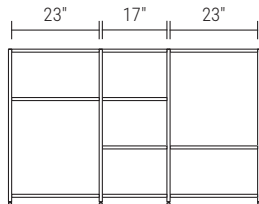
1. Model Number
2. Paint Color

**SAMPLE MODEL NUMBER:**

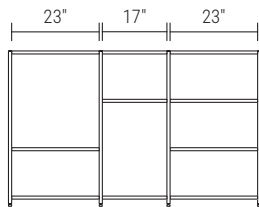
- 69N7840AFRFM BK
- See page 269 for all options available in Lochlyn

MODEL NO./DESCRIPTION	FRAME STYLE	LIST PRICE	DIMENSIONS			A	KW	CARTONED WEIGHT	CUBIC FEET
			D	W	H				
69N6640AFRFM	Style A	\$ 3640	13 <sup>1</sup> / <sub>16</sub>	65 <sup>1</sup> / <sub>16</sub>	40 <sup>7</sup> / <sub>16</sub>			38 lbs.	2.7
69N6640CFRFM	Style C	3640	13 <sup>1</sup> / <sub>16</sub>	65 <sup>1</sup> / <sub>16</sub>	40 <sup>7</sup> / <sub>16</sub>			38 lbs.	2.7

**FREESTANDING METAL FRAME 3 MODULE HIGH**



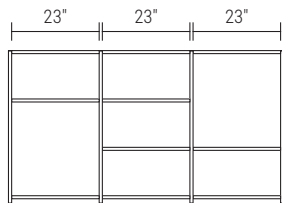
Style A



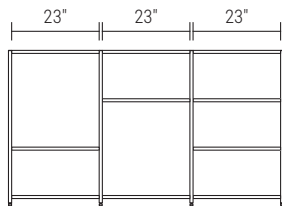
Style C

- Style A has openings for two 23" wide x 12" high Modules, two 23" wide x 25" high Modules, and three 17" wide x 12" high Modules
- Style C has one 23" wide x 25" high Module, four 23" wide x 12" high Modules, one 17" wide x 12" high Module, and one 17" wide x 25" high Module
- Shipped unassembled
- Units 3 modules high and higher must be anchored. Both floor and wall mount anchors are included. Anchor plate mounting hardware for floor mount will deface the floor. If using the wall mount attachment method, unit must run parallel to the wall. Hardware not provided but recommendations made

**FREESTANDING METAL FRAME 3 MODULE HIGH**



Style A

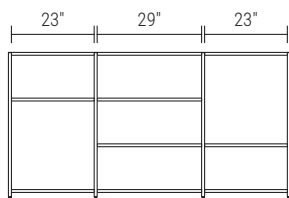


Style C

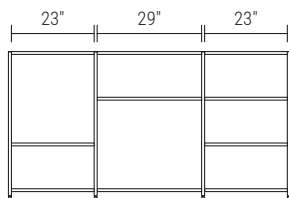
69N7240AFRFM	Style A	\$ 3952	13 <sup>1</sup> / <sub>16</sub>	71 <sup>1</sup> / <sub>16</sub>	40 <sup>7</sup> / <sub>16</sub>			40 lbs.	2.7
69N7240CFRFM	Style C	3952	13 <sup>1</sup> / <sub>16</sub>	71 <sup>1</sup> / <sub>16</sub>	40 <sup>7</sup> / <sub>16</sub>			40 lbs.	2.7

- Style A has openings for two 23" wide x 25" high Module and five 23" wide x 12" high Modules
- Style C has openings for two 23" wide x 25" high Modules and five 23" wide x 12" high Modules
- Shipped unassembled
- Units 3 modules high and higher must be anchored. Both floor and wall mount anchors are included. Anchor plate mounting hardware for floor mount will deface the floor. If using the wall mount attachment method, unit must run parallel to the wall. Hardware not provided but recommendations made

**FREESTANDING METAL FRAME 3 MODULE HIGH**



Style A



Style C

69N7840AFRFM	Style A	\$ 4264	13 <sup>1</sup> / <sub>16</sub>	77 <sup>1</sup> / <sub>16</sub>	40 <sup>7</sup> / <sub>16</sub>			42 lbs.	2.7
69N7840CFRFM	Style C	4264	13 <sup>1</sup> / <sub>16</sub>	77 <sup>1</sup> / <sub>16</sub>	40 <sup>7</sup> / <sub>16</sub>			42 lbs.	2.7

- Style A has openings for two 23" wide x 12" high Modules, two 23" wide x 25" high Modules, and three 29" wide x 12" high Modules
- Style C has openings for one 23" wide x 25" high Module, four 23" wide x 12" high Modules, one 29" wide x 12" high Module, and one 29" wide x 25" high Module
- Shipped unassembled
- Units 3 modules high and higher must be anchored. Both floor and wall mount anchors are included. Anchor plate mounting hardware for floor mount will deface the floor. If using the wall mount attachment method, unit must run parallel to the wall. Hardware not provided but recommendations made

# LOCHLYN

## PRODUCT SPECIFICATIONS

- Reference page 269 for options
- Units 3 high or higher must be anchored
- Brackets included
- Shipped unassembled

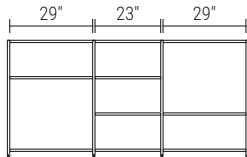
## TO ORDER, SPECIFY:

1. Model Number
2. Paint Color

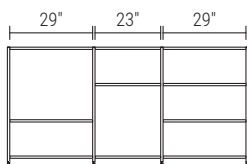
## SAMPLE MODEL NUMBER:

- 69N8440AFRFM BK
- See page 269 for all options available in Lochlyn

MODEL NO./DESCRIPTION	FRAME STYLE	LIST PRICE	DIMENSIONS			A	KW	CARTONED WEIGHT	CUBIC FEET
			D	W	H				
<b>FREESTANDING METAL FRAME 3 MODULE HIGH</b> 69N8440AFRFM	Style A	\$ 4576	13 <sup>1</sup> / <sub>16</sub>	83 <sup>1</sup> / <sub>16</sub>	40 <sup>7</sup> / <sub>16</sub>			45 lbs.	2.7
69N8440CFRFM	Style C	4576	13 <sup>1</sup> / <sub>16</sub>	83 <sup>1</sup> / <sub>16</sub>	40 <sup>7</sup> / <sub>16</sub>			45 lbs.	2.7



Style A

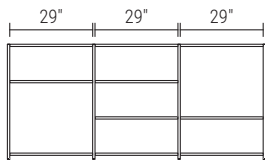


Style C

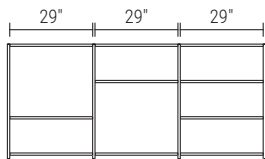
- Style A has openings for two 29" wide x 12" high Modules, two 29" wide x 25" high Modules, and three 23" wide x 12" high Modules
- Style C has openings for one 29" wide x 25" high module, four 29" wide x 12" high Modules, one 23" wide x 12" high Module, and one 23" wide x 25" high Module
- Shipped unassembled
- Units 3 modules high and higher must be anchored. Both floor and wall mount anchors are included. Anchor plate mounting hardware for floor mount will deface the floor. If using the wall mount attachment method, unit must run parallel to the wall. Hardware not provided but recommendations made

## FREESTANDING METAL FRAME 3 MODULE HIGH

69N9040AFRFM	Style A	\$ 4888	13 <sup>1</sup> / <sub>16</sub>	89%	40 <sup>7</sup> / <sub>16</sub>			47 lbs.	2.7
69N9040CFRFM	Style C	4888	13 <sup>1</sup> / <sub>16</sub>	89%	40 <sup>7</sup> / <sub>16</sub>			47 lbs.	2.7



Style A

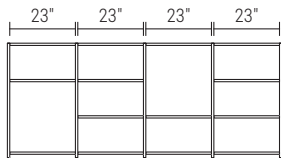


Style C

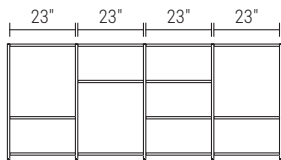
- Style A has openings for five 29" wide x 12" high Modules and two 29" wide x 25" high Modules
- Style C has openings for two 29" wide x 25" high Modules and five 29" wide x 12" high Modules
- Shipped unassembled
- Units 3 modules high and higher must be anchored. Both floor and wall mount anchors are included. Anchor plate mounting hardware for floor mount will deface the floor. If using the wall mount attachment method, unit must run parallel to the wall. Hardware not provided but recommendations made

## FREESTANDING METAL FRAME 3 MODULE HIGH

69N9640AFRFM	Style A	\$ 5304	13 <sup>1</sup> / <sub>16</sub>	95 <sup>5</sup> / <sub>16</sub>	40 <sup>7</sup> / <sub>16</sub>			51 lbs.	3.6
69N9640CFRFM	Style C	5304	13 <sup>1</sup> / <sub>16</sub>	95 <sup>5</sup> / <sub>16</sub>	40 <sup>7</sup> / <sub>16</sub>			51 lbs.	3.6



Style A



Style C

- Style A has openings for eight 23" wide x 12" high Modules, and two 23" wide x 25" high Modules
- Style C has openings for three 23" wide x 25" high Modules, and six 23" wide x 12" high Modules
- Shipped unassembled
- Units 3 modules high and higher must be anchored. Both floor and wall mount anchors are included. Anchor plate mounting hardware for floor mount will deface the floor. If using the wall mount attachment method, unit must run parallel to the wall. Hardware not provided but recommendations made

**PRODUCT SPECIFICATIONS**

- Reference page 269 for options
- Units 3 high or higher must be anchored
- Brackets included
- Shipped unassembled


**TO ORDER, SPECIFY:**

1. Model Number
2. Paint Color


**SAMPLE MODEL NUMBER:**

- 69N1852AFRFM BK
- See page 269 for all options available in Lochlyn

	MODEL NO./DESCRIPTION	FRAME STYLE	LIST PRICE	DIMENSIONS			A	KW	CARTONED WEIGHT	CUBIC FEET
				D	W	H				
<b>FREESTANDING METAL FRAME 4 MODULE HIGH</b>	69N1852AFRFM	Style A	\$ 2163	13 <sup>1</sup> / <sub>16</sub>	18 <sup>7</sup> / <sub>16</sub>	53 <sup>3</sup> / <sub>16</sub>			14 lbs.	1.9
	69N1852CFRFM	Style C	2163	13 <sup>1</sup> / <sub>16</sub>	18 <sup>7</sup> / <sub>16</sub>	53 <sup>3</sup> / <sub>16</sub>			14 lbs.	1.9



Style A




Style C

- Style A has openings for two 17" wide x 12" high Modules, and one 17" wide x 25" high Module
- Style C has openings for two 17" wide x 12" high Modules, and one 17" wide x 25" high Module
- Shipped unassembled
- Units 3 modules high and higher must be anchored. Both floor and wall mount anchors are included. Anchor plate mounting hardware for floor mount will deface the floor. If using the wall mount attachment method, unit must run parallel to the wall. Hardware not provided but recommendations made

<b>FREESTANDING METAL FRAME 4 MODULE HIGH</b>	69N2452AFRFM	Style A	\$ 2434	13 <sup>1</sup> / <sub>16</sub>	24 <sup>7</sup> / <sub>16</sub>	53 <sup>3</sup> / <sub>16</sub>			15 lbs.	1.9
	69N2452CFRFM	Style C	2434	13 <sup>1</sup> / <sub>16</sub>	24 <sup>7</sup> / <sub>16</sub>	53 <sup>3</sup> / <sub>16</sub>			15 lbs.	1.9



Style A



Style C

- Style A has openings for two 23" wide x 12" high Modules, and one 23" wide x 25" high Module
- Style C has openings for two 23" wide x 12" high Modules, and one 23" wide x 25" high Module
- Shipped unassembled
- Units 3 modules high and higher must be anchored. Both floor and wall mount anchors are included. Anchor plate mounting hardware for floor mount will deface the floor. If using the wall mount attachment method, unit must run parallel to the wall. Hardware not provided but recommendations made

# LOCHLYN

## PRODUCT SPECIFICATIONS

- Reference page 269 for options
- Units 3 high or higher must be anchored
- Brackets included
- Shipped unassembled

## TO ORDER, SPECIFY:

1. Model Number
2. Paint Color


## SAMPLE MODEL NUMBER:

- 69N3052AFRFM SV
- See page 269 for all options available in Lochlyn

	MODEL NO./DESCRIPTION	FRAME STYLE	LIST PRICE	DIMENSIONS			A	KW	CARTONED WEIGHT	CUBIC FEET
				D	W	H				
<b>FREESTANDING METAL FRAME 4 MODULE HIGH</b>	69N3052AFRFM	Style A	\$ 2704	13 <sup>1</sup> / <sub>16</sub>	30 <sup>7</sup> / <sub>16</sub>	53 <sup>3</sup> / <sub>16</sub>			24 lbs.	1.9
	69N3052CFRFM	Style C	2704	13 <sup>1</sup> / <sub>16</sub>	30 <sup>7</sup> / <sub>16</sub>	53 <sup>3</sup> / <sub>16</sub>			24 lbs.	1.9




Style A




Style C

- Style A has openings for two 29" wide x 12" high Modules, and one 29" wide x 25" high Module
- Style C has two 29" wide x 12" high Modules, and one 29" wide x 25" high Module
- Shipped unassembled
- Units 3 modules high and higher must be anchored. Both floor and wall mount anchors are included. Anchor plate mounting hardware for floor mount will deface the floor. If using the wall mount attachment method, unit must run parallel to the wall. Hardware not provided but recommendations made

<b>FREESTANDING METAL FRAME 4 MODULE HIGH</b>	69N3652AFRFM	Style A	\$ 3120	13 <sup>1</sup> / <sub>16</sub>	36 <sup>3</sup> / <sub>16</sub>	53 <sup>3</sup> / <sub>16</sub>			28 lbs.	2.3
	69N3652CFRFM	Style C	3120	13 <sup>1</sup> / <sub>16</sub>	36 <sup>3</sup> / <sub>16</sub>	53 <sup>3</sup> / <sub>16</sub>			28 lbs.	2.3



Style A



Style C

- Style A has openings for four 17" wide x 12" high Modules, and two 17" wide x 25" high Modules
- Style C has openings for four 17" wide x 12" high Modules, and two 17" wide x 25" high Modules
- Shipped unassembled
- Units 3 modules high and higher must be anchored. Both floor and wall mount anchors are included. Anchor plate mounting hardware for floor mount will deface the floor. If using the wall mount attachment method, unit must run parallel to the wall. Hardware not provided but recommendations made

**PRODUCT SPECIFICATIONS**

- Reference page 269 for options
- Units 3 high or higher must be anchored
- Brackets included
- Shipped unassembled


**TO ORDER, SPECIFY:**

1. Model Number
2. Paint Color


**SAMPLE MODEL NUMBER:**

- 69N4252AFRFM SV
- See page 269 for all options available in Lochlyn

	MODEL NO./DESCRIPTION	FRAME STYLE	LIST PRICE	DIMENSIONS			A	KW	CARTONED WEIGHT	CUBIC FEET
				D	W	H				
<b>FREESTANDING METAL FRAME 4 MODULE HIGH</b>	69N4252AFRFM	Style A	\$ 3328	13 <sup>1</sup> / <sub>16</sub>	42 <sup>1</sup> / <sub>16</sub>	53 <sup>3</sup> / <sub>16</sub>			31 lbs.	2.3
	69N4252CFRFM	Style C	3328	13 <sup>1</sup> / <sub>16</sub>	42 <sup>1</sup> / <sub>16</sub>	53 <sup>3</sup> / <sub>16</sub>			31 lbs.	2.3




Style A




Style C

- Style A has openings for two 17" wide x 12" high Modules, one 17" wide x 25" high Module, one 23" wide x 25" high Module, and two 23" wide x 12" high Modules
- Style C has openings for two 17" wide x 12" high Modules, one 17" wide x 25" high Module, two 23" wide x 12" high Modules, and one 23" wide x 25" high Modules
- Shipped unassembled
- Units 3 modules high and higher must be anchored. Both floor and wall mount anchors are included. Anchor plate mounting hardware for floor mount will deface the floor. If using the wall mount attachment method, unit must run parallel to the wall. Hardware not provided but recommendations made

<b>FREESTANDING METAL FRAME 4 MODULE HIGH</b>	69N4852AFRFM	Style A	\$ 3536	13 <sup>1</sup> / <sub>16</sub>	48 <sup>1</sup> / <sub>16</sub>	53 <sup>3</sup> / <sub>16</sub>			35 lbs.	2.3
	69N4852CFRFM	Style C	3536	13 <sup>1</sup> / <sub>16</sub>	48 <sup>1</sup> / <sub>16</sub>	53 <sup>3</sup> / <sub>16</sub>			35 lbs.	2.3



Style A



Style C

- Style A has openings for four 23" wide x 12" high Modules and two 23" wide x 25" high Modules
- Style C has openings for four 23" wide x 12" high Modules and two 23" wide x 25" high Modules
- Shipped unassembled
- Units 3 modules high and higher must be anchored. Both floor and wall mount anchors are included. Anchor plate mounting hardware for floor mount will deface the floor. If using the wall mount attachment method, unit must run parallel to the wall. Hardware not provided but recommendations made

# LOCHLYN

## PRODUCT SPECIFICATIONS

- Reference page 269 for options
- Units 3 high or higher must be anchored
- Brackets included
- Shipped unassembled


## TO ORDER, SPECIFY:

1. Model Number
2. Paint Color

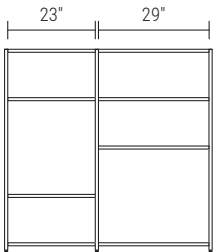
## SAMPLE MODEL NUMBER:

- 69N5452AFRFM BK
- See page 269 for all options available in Lochlyn

MODEL NO./DESCRIPTION	FRAME STYLE	LIST PRICE	DIMENSIONS			A	KW	CARTONED WEIGHT	CUBIC FEET
			D	W	H				
<b>FREESTANDING METAL FRAME 4 MODULE HIGH</b> 69N5452AFRFM	Style A	\$ 3744	13 <sup>1</sup> / <sub>16</sub>	54 <sup>1</sup> / <sub>16</sub>	53 <sup>1</sup> / <sub>16</sub>			37 lbs.	2.3
69N5452CFRFM	Style C	3744	13 <sup>1</sup> / <sub>16</sub>	54 <sup>1</sup> / <sub>16</sub>	53 <sup>1</sup> / <sub>16</sub>			37 lbs.	2.3



Style A

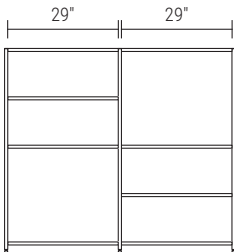


Style C

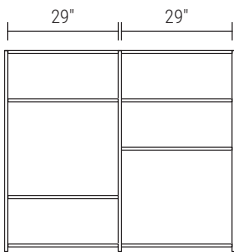
- Style A has openings for two 23" wide x 12" high Modules, one 23" wide x 25" high Module, one 29" wide x 25" high Module, and two 29" wide x 12" high Modules
- Style C has openings for two 23" wide x 12" high Modules, one 23" wide x 25" high Module, two 29" wide x 12" high Modules, and one 29" wide x 25" high Modules
- Shipped unassembled
- Units 3 modules high and higher must be anchored. Both floor and wall mount anchors are included. Anchor plate mounting hardware for floor mount will deface the floor. If using the wall mount attachment method, unit must run parallel to the wall. Hardware not provided but recommendations made

## FREESTANDING METAL FRAME 4 MODULE HIGH

69N6052AFRFM	Style A	\$ 4264	13 <sup>1</sup> / <sub>16</sub>	60 <sup>1</sup> / <sub>16</sub>	53 <sup>1</sup> / <sub>16</sub>			43 lbs.	3.0
69N6052CFRFM	Style C	4264	13 <sup>1</sup> / <sub>16</sub>	60 <sup>1</sup> / <sub>16</sub>	53 <sup>1</sup> / <sub>16</sub>			43 lbs.	3.0



Style A



Style C

- Style A has openings for four 29" wide x 12" high Modules and two 29" wide x 25" high Modules
- Style C has openings for four 29" wide x 12" high Modules, and two 29" wide x 25" high Modules
- Shipped unassembled
- Units 3 modules high and higher must be anchored. Both floor and wall mount anchors are included. Anchor plate mounting hardware for floor mount will deface the floor. If using the wall mount attachment method, unit must run parallel to the wall. Hardware not provided but recommendations made

**PRODUCT SPECIFICATIONS**

- Reference page 269 for options
- Units 3 high or higher must be anchored
- Brackets included
- Shipped unassembled

**TO ORDER, SPECIFY:**

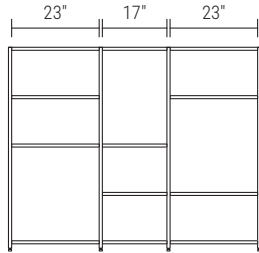
1. Model Number
2. Paint Color

**SAMPLE MODEL NUMBER:**

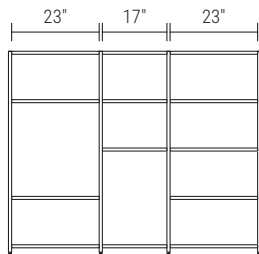
- 69N6652AFRFM BK
- See page 269 for all options available in Lochlyn

MODEL NO./DESCRIPTION	FRAME STYLE	LIST PRICE	DIMENSIONS			A	KW	CARTONED WEIGHT	CUBIC FEET
			D	W	H				
69N6652AFRFM	Style A	\$ 4576	13 <sup>1</sup> / <sub>16</sub>	65 <sup>1</sup> / <sub>16</sub>	53 <sup>3</sup> / <sub>16</sub>			47 lbs.	3.5
69N6652CFRFM	Style C	4576	13 <sup>1</sup> / <sub>16</sub>	65 <sup>1</sup> / <sub>16</sub>	53 <sup>3</sup> / <sub>16</sub>			47 lbs.	3.5

**FREESTANDING METAL FRAME  
4 MODULE HIGH**



Style A




Style C

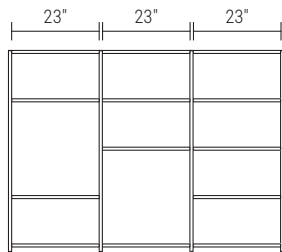
- Style A has openings for four 23" wide x 12" high Modules, two 23" wide x 25" high Modules, one 17" wide x 25" high Module, and two 17" wide x 12" high Modules
- Style C has openings for six 23" wide x 12" high Modules, one 23" wide x 25" high Module, two 17" wide x 12" high Modules, and one 17" wide x 25" high Module
- Shipped unassembled
- Units 3 modules high and higher must be anchored. Both floor and wall mount anchors are included. Anchor plate mounting hardware for floor mount will deface the floor. If using the wall mount attachment method, unit must run parallel to the wall. Hardware not provided but recommendations made

**FREESTANDING METAL FRAME  
4 MODULE HIGH**

69N7252AFRFM	Style A	\$ 4888	13 <sup>1</sup> / <sub>16</sub>	71 <sup>1</sup> / <sub>16</sub>	53 <sup>3</sup> / <sub>16</sub>			50 lbs.	3.5
69N7252CFRFM	Style C	4888	13 <sup>1</sup> / <sub>16</sub>	71 <sup>1</sup> / <sub>16</sub>	53 <sup>3</sup> / <sub>16</sub>			50 lbs.	3.5



Style A



Style C

- Style A has openings for six 23" wide x 12" high Modules, and three 23" wide x 25" high Modules
- Style C has openings for eight 23" wide x 12" high Modules and two 23" wide x 25" high Modules
- Shipped unassembled
- Units 3 modules high and higher must be anchored. Both floor and wall mount anchors are included. Anchor plate mounting hardware for floor mount will deface the floor. If using the wall mount attachment method, unit must run parallel to the wall. Hardware not provided but recommendations made

# LOCHLYN

## PRODUCT SPECIFICATIONS

- Reference page 269 for options
- Units 3 high or higher must be anchored
- Brackets included
- Shipped unassembled

## TO ORDER, SPECIFY:

1. Model Number
2. Paint Color

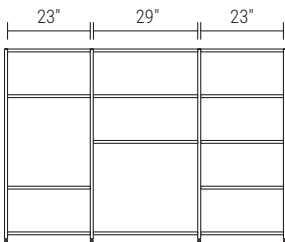
## SAMPLE MODEL NUMBER:

- 69N7852AFRFM BK
- See page 269 for all options available in Lochlyn

MODEL NO./DESCRIPTION	FRAME STYLE	LIST PRICE	DIMENSIONS			A	KW	CARTONED WEIGHT	CUBIC FEET
			D	W	H				
<b>FREESTANDING METAL FRAME 4 MODULE HIGH</b> 69N7852AFRFM	Style A	\$ 5200	13 <sup>1</sup> / <sub>16</sub>	77 <sup>1</sup> / <sub>16</sub>	53 <sup>1</sup> / <sub>16</sub>			54 lbs.	3.5
69N7852CFRFM	Style C	5200	13 <sup>1</sup> / <sub>16</sub>	77 <sup>1</sup> / <sub>16</sub>	53 <sup>1</sup> / <sub>16</sub>			54 lbs.	3.5



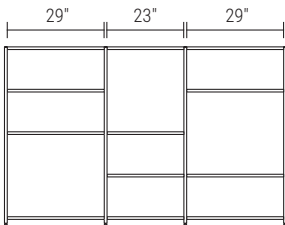
Style A



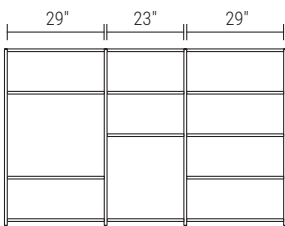
Style C

- Style A has openings for two 23" wide x 25" high Modules, four 23" wide x 12" high Modules, one 29" wide x 25" high Module, and two 29" wide x 12" high Modules
- Style C has openings for six 23" wide x 12" high Modules, one 23" wide x 25" high Module, two 29" wide x 12" high Modules, and one 29" wide x 25" high Module
- Shipped unassembled
- Units 3 modules high and higher must be anchored. Both floor and wall mount anchors are included. Anchor plate mounting hardware for floor mount will deface the floor. If using the wall mount attachment method, unit must run parallel to the wall. Hardware not provided but recommendations made

<b>FREESTANDING METAL FRAME 4 MODULE HIGH</b> 69N8452AFRFM	Style A	\$ 5512	13 <sup>1</sup> / <sub>16</sub>	83 <sup>1</sup> / <sub>16</sub>	53 <sup>1</sup> / <sub>16</sub>			57 lbs.	3.5
69N8452CFRFM	Style C	5512	13 <sup>1</sup> / <sub>16</sub>	83 <sup>1</sup> / <sub>16</sub>	53 <sup>1</sup> / <sub>16</sub>			57 lbs.	3.5



Style A



Style C

- Style A has openings for four 29" wide x 12" high Modules, two 29" wide x 25" high Modules, one 23" wide x 25" high Module, and two 23" wide x 12" high Modules
- Style C has openings for six 29" wide x 12" high Modules, one 29" wide x 25" high Module, two 23" wide x 12" high Modules, and one 23" wide x 25" high Module
- Shipped unassembled
- Units 3 modules high and higher must be anchored. Both floor and wall mount anchors are included. Anchor plate mounting hardware for floor mount will deface the floor. If using the wall mount attachment method, unit must run parallel to the wall. Hardware not provided but recommendations made



**PRODUCT SPECIFICATIONS**

- Reference page 269 for options
- Units 3 high or higher must be anchored
- Brackets included
- Shipped unassembled

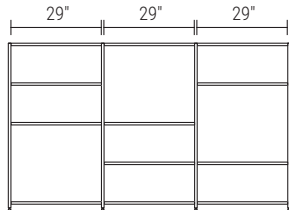
**TO ORDER, SPECIFY:**

1. Model Number
2. Paint Color

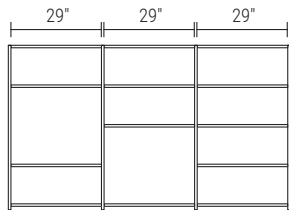
**SAMPLE MODEL NUMBER:**

- 69N9052AFRFM BK
- See page 269 for all options available in Lochlyn

	MODEL NO./DESCRIPTION	FRAME STYLE	LIST PRICE	DIMENSIONS			A	KW	CARTONED WEIGHT	CUBIC FEET
				D	W	H				
<b>FREESTANDING METAL FRAME 4 MODULE HIGH</b>	69N9052AFRFM	Style A	\$ 5824	13 <sup>1</sup> / <sub>16</sub>	89 <sup>9</sup> / <sub>16</sub>	53 <sup>3</sup> / <sub>16</sub>			62 lbs.	4.1
	69N9052CFRFM	Style C	5824	13 <sup>1</sup> / <sub>16</sub>	89 <sup>9</sup> / <sub>16</sub>	53 <sup>3</sup> / <sub>16</sub>			62 lbs.	4.1



Style A

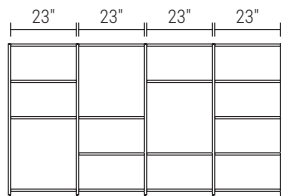


Style C

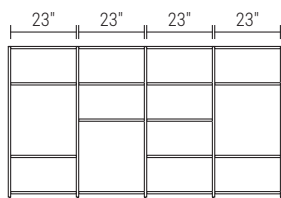
- Style A has openings for six 29" wide x 12" high Modules, and three 29" wide x 25" wide Modules
- Style C has openings for eight 29" wide x 12" high Modules, and two 29" wide x 25" high Modules
- Shipped unassembled
- Units 3 modules high and higher must be anchored. Both floor and wall mount anchors are included. Anchor plate mounting hardware for floor mount will deface the floor. If using the wall mount attachment method, unit must run parallel to the wall. Hardware not provided but recommendations made

**FREESTANDING METAL FRAME 4 MODULE HIGH**

	69N9652AFRFM	Style A	\$ 6240	13 <sup>1</sup> / <sub>16</sub>	95 <sup>5</sup> / <sub>16</sub>	53 <sup>3</sup> / <sub>16</sub>			64 lbs.	3.9
	69N9652CFRFM	Style C	6240	13 <sup>1</sup> / <sub>16</sub>	95 <sup>5</sup> / <sub>16</sub>	53 <sup>3</sup> / <sub>16</sub>			64 lbs.	3.9



Style A



Style C

- Style A has openings for ten 23" wide x 12" high models and three 23" wide x 25" high Modules
- Style C has openings for ten 23" wide x 12" high models and three 23" wide x 25" high Modules
- Shipped unassembled
- Units 3 modules high and higher must be anchored. Both floor and wall mount anchors are included. Anchor plate mounting hardware for floor mount will deface the floor. If using the wall mount attachment method, unit must run parallel to the wall. Hardware not provided but recommendations made

# LOCHLYN

## PRODUCT SPECIFICATIONS

- Reference page 269 for options
- Units 3 high or higher must be anchored
- Brackets included
- Shipped unassembled


## TO ORDER, SPECIFY:

1. Model Number
2. Paint Color


## SAMPLE MODEL NUMBER:

- 69N1865AFRFM BK
- See page 269 for all options available in Lochlyn

	MODEL NO./DESCRIPTION	FRAME STYLE	LIST PRICE	DIMENSIONS			A	KW	CARTONED WEIGHT	CUBIC FEET
				D	W	H				
<b>FREESTANDING METAL FRAME 5 MODULE HIGH</b>	69N1865AFRFM	Style A	\$ 2579	13 <sup>1</sup> / <sub>16</sub> "	18 <sup>7</sup> / <sub>16</sub> "	65 <sup>5</sup> / <sub>16</sub> "			16 lbs.	2.2
	69N1865CFRFM	Style C	2579	13 <sup>1</sup> / <sub>16</sub> "	18 <sup>7</sup> / <sub>16</sub> "	65 <sup>5</sup> / <sub>16</sub> "			18 lbs.	2.2




Style A




Style C

- Style A has openings for two 17" wide x 25" high Modules, and one 17" wide x 12" high Module
- Style C has openings for three 17" wide x 12" high Modules, and one 17" wide x 25" high Module
- Shipped unassembled
- Units 3 modules high and higher must be anchored. Both floor and wall mount anchors are included. Anchor plate mounting hardware for floor mount will deface the floor. If using the wall mount attachment method, unit must run parallel to the wall. Hardware not provided but recommendations made

<b>FREESTANDING METAL FRAME 5 MODULE HIGH</b>	69N2465AFRFM	Style A	\$ 2902	13 <sup>1</sup> / <sub>16</sub> "	24 <sup>7</sup> / <sub>16</sub> "	65 <sup>5</sup> / <sub>16</sub> "			17 lbs.	2.2
	69N2465CFRFM	Style C	2902	13 <sup>1</sup> / <sub>16</sub> "	24 <sup>7</sup> / <sub>16</sub> "	65 <sup>5</sup> / <sub>16</sub> "			19 lbs.	2.2



Style A



Style C

- Style A has openings for two 23" wide x 25" high Modules, and one 23" wide x 12" high Module
- Style C has openings for three 23" wide x 12" high Modules, and one 23" wide x 25" high Module
- Shipped unassembled
- Units 3 modules high and higher must be anchored. Both floor and wall mount anchors are included. Anchor plate mounting hardware for floor mount will deface the floor. If using the wall mount attachment method, unit must run parallel to the wall. Hardware not provided but recommendations made

**PRODUCT SPECIFICATIONS**

- Reference page 269 for options
- Units 3 high or higher must be anchored  
Brackets included
- Shipped unassembled


**TO ORDER, SPECIFY:**

1. Model Number
2. Paint Color


**SAMPLE MODEL NUMBER:**

- 69N3065AFRFM BK
- See page 269 for all options available in Lochlyn

	MODEL NO./DESCRIPTION	FRAME STYLE	LIST PRICE	DIMENSIONS			A	KW	CARTONED WEIGHT	CUBIC FEET
				D	W	H				
<b>FREESTANDING METAL FRAME 5 MODULE HIGH</b>	69N3065AFRFM	Style A	\$ 3224	13 <sup>1</sup> / <sub>16</sub>	30 <sup>7</sup> / <sub>16</sub>	65 <sup>5</sup> / <sub>16</sub>			26 lbs.	2.2
	69N3065CFRFM	Style C	3224	13 <sup>1</sup> / <sub>16</sub>	30 <sup>7</sup> / <sub>16</sub>	65 <sup>5</sup> / <sub>16</sub>			26 lbs.	2.2




Style A



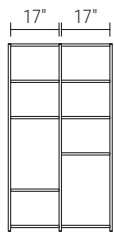
Style C

- Style A has openings for two 29" wide x 25" high Modules, and one 29" wide x 12" high Module
- Style C has three 29" wide x 12" high Modules, and one 29" wide x 25" high Module
- Shipped unassembled
- Units 3 modules high and higher must be anchored. Both floor and wall mount anchors are included. Anchor plate mounting hardware for floor mount will deface the floor. If using the wall mount attachment method, unit must run parallel to the wall. Hardware not provided but recommendations made

<b>FREESTANDING METAL FRAME 5 MODULE HIGH</b>	69N3665AFRFM	Style A	\$ 3640	13 <sup>1</sup> / <sub>16</sub>	36 <sup>1</sup> / <sub>16</sub>	65 <sup>5</sup> / <sub>16</sub>			31 lbs.	2.8
	69N3665CFRFM	Style C	3640	13 <sup>1</sup> / <sub>16</sub>	36 <sup>1</sup> / <sub>16</sub>	65 <sup>5</sup> / <sub>16</sub>			31 lbs.	2.8



Style A



Style C

- Style A has openings for three 17" wide x 25" high Modules, and four 17" wide x 12" high Modules
- Style C has openings for six 17" wide x 12" high Modules, and two 17" wide x 25" high Modules
- Shipped unassembled
- Units 3 modules high and higher must be anchored. Both floor and wall mount anchors are included. Anchor plate mounting hardware for floor mount will deface the floor. If using the wall mount attachment method, unit must run parallel to the wall. Hardware not provided but recommendations made

# LOCHLYN

## PRODUCT SPECIFICATIONS

- Reference page 269 for options
- Units 3 high or higher must be anchored
- Brackets included
- Shipped unassembled


## TO ORDER, SPECIFY:

1. Model Number
2. Paint Color


## SAMPLE MODEL NUMBER:

- 69N4265AFRFM SV
- See page 269 for all options available in Lochlyn

MODEL NO./DESCRIPTION	FRAME STYLE	LIST PRICE	DIMENSIONS			CARTONED WEIGHT	CUBIC FEET
			D	W	H		
<b>FREESTANDING METAL FRAME 5 MODULE HIGH</b> 69N4265AFRFM	Style A	\$ 3744	13 <sup>1</sup> / <sub>16</sub>	42 <sup>1</sup> / <sub>16</sub>	65 <sup>5</sup> / <sub>16</sub>	35 lbs.	2.8
69N4265CFRFM	Style C	3744	13 <sup>1</sup> / <sub>16</sub>	42 <sup>1</sup> / <sub>16</sub>	65 <sup>5</sup> / <sub>16</sub>	35 lbs.	2.8




Style A




Style C

- Style A has openings for two 17" wide x 25" high Modules, one 17" wide x 12" high Module, three 23" wide x 12" high Modules, and one 23" wide x 25" high Module
- Style C has openings for three 17" wide x 12" high Modules, one 17" wide x 25" high Module, three 23" wide x 12" high Modules, and one 23" wide x 25" high Module
- Shipped unassembled
- Units 3 modules high and higher must be anchored. Both floor and wall mount anchors are included. Anchor plate mounting hardware for floor mount will deface the floor. If using the wall mount attachment method, unit must run parallel to the wall. Hardware not provided but recommendations made

<b>FREESTANDING METAL FRAME 5 MODULE HIGH</b> 69N4865AFRFM	Style A	\$ 3952	13 <sup>1</sup> / <sub>16</sub>	48 <sup>1</sup> / <sub>16</sub>	65 <sup>5</sup> / <sub>16</sub>	39 lbs.	2.8
69N4865CFRFM	Style C	3952	13 <sup>1</sup> / <sub>16</sub>	48 <sup>1</sup> / <sub>16</sub>	65 <sup>5</sup> / <sub>16</sub>	39 lbs.	2.8



Style A



Style C

- Style A has openings for three 23" wide x 25" high Modules, and four 23" wide x 12" high Modules
- Style C has openings for six 23" wide x 12" high Modules and two 23" wide x 25" high Modules
- Shipped unassembled
- Units 3 modules high and higher must be anchored. Both floor and wall mount anchors are included. Anchor plate mounting hardware for floor mount will deface the floor. If using the wall mount attachment method, unit must run parallel to the wall. Hardware not provided but recommendations made

**PRODUCT SPECIFICATIONS**

- Reference page 269 for options
- Units 3 high or higher must be anchored
- Brackets included
- Shipped unassembled


**TO ORDER, SPECIFY:**

1. Model Number
2. Paint Color


**SAMPLE MODEL NUMBER:**

- 69N5465AFRFM SV
- See page 269 for all options available in Lochlyn

	MODEL NO./DESCRIPTION	FRAME STYLE	LIST PRICE	DIMENSIONS			A	KW	CARTONED WEIGHT	CUBIC FEET
				D	W	H				
<b>FREESTANDING METAL FRAME 5 MODULE HIGH</b>	69N5465AFRFM	Style A	\$ 4160	13 <sup>1</sup> / <sub>16</sub>	54 <sup>1</sup> / <sub>16</sub>	65 <sup>5</sup> / <sub>16</sub>			43 lbs.	2.8
	69N5465CFRFM	Style C	4160	13 <sup>1</sup> / <sub>16</sub>	54 <sup>1</sup> / <sub>16</sub>	65 <sup>5</sup> / <sub>16</sub>			43 lbs.	2.8




Style A




Style C

- Style A has openings for two 23" wide x 25" high Modules, one 23" wide x 12" high Module, three 29" wide x 12" high Modules, and one 29" wide x 25" high Module
- Style C has openings for three 23" wide x 12" high Modules, one 23" wide x 25" high Module, three 29" wide x 12" high Modules, and one 29" wide x 25" high Module
- Shipped unassembled
- Units 3 modules high and higher must be anchored. Both floor and wall mount anchors are included. Anchor plate mounting hardware for floor mount will deface the floor. If using the wall mount attachment method, unit must run parallel to the wall. Hardware not provided but recommendations made

<b>FREESTANDING METAL FRAME 5 MODULE HIGH</b>	69N6065AFRFM	Style A	\$ 4472	13 <sup>1</sup> / <sub>16</sub>	60 <sup>1</sup> / <sub>16</sub>	65 <sup>5</sup> / <sub>16</sub>			47 lbs.	2.8
	69N6065CFRFM	Style C	4472	13 <sup>1</sup> / <sub>16</sub>	60 <sup>1</sup> / <sub>16</sub>	65 <sup>5</sup> / <sub>16</sub>			47 lbs.	2.8



Style A



Style C

- Style A has openings for four 29" wide x 12" high Modules and three 29" wide x 25" high Modules
- Style C has openings for six 29" wide x 12" high Modules and two 29" wide x 25" high Modules
- Shipped unassembled
- Units 3 modules high and higher must be anchored. Both floor and wall mount anchors are included. Anchor plate mounting hardware for floor mount will deface the floor. If using the wall mount attachment method, unit must run parallel to the wall. Hardware not provided but recommendations made

# LOCHLYN

## PRODUCT SPECIFICATIONS

- Reference page 269 for options
- Units 3 high or higher must be anchored
- Brackets included
- Shipped unassembled


## TO ORDER, SPECIFY:

1. Model Number
2. Paint Color


## SAMPLE MODEL NUMBER:

- 69N6665AFRFM BK
- See page 269 for all options available in Lochlyn

MODEL NO./DESCRIPTION	FRAME STYLE	LIST PRICE	DIMENSIONS			CARTONED WEIGHT	CUBIC FEET
			D	W	H		
<b>FREESTANDING METAL FRAME 5 MODULE HIGH</b> 69N6665AFRFM	Style A	\$ 4784	13 <sup>1</sup> / <sub>16</sub>	65 <sup>1</sup> / <sub>16</sub>	65 <sup>5</sup> / <sub>16</sub>	52 lbs.	3.3
69N6665CFRFM	Style C	4784	13 <sup>1</sup> / <sub>16</sub>	65 <sup>1</sup> / <sub>16</sub>	65 <sup>5</sup> / <sub>16</sub>	52 lbs.	3.3



Style A

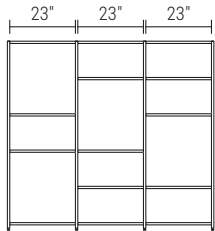


Style C

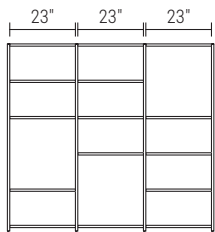
- Style A has openings for three 23" wide x 25" high Modules, four 23" wide x 12" high Modules, one 17" wide x 25" high Module, and three 17" wide x 12" high Modules
- Style C has openings for six 23" wide x 12" high Modules, two 23" wide x 25" high Modules, one 17" wide x 25" high Module, and three 17" wide x 12" high Modules
- Shipped unassembled
- Units 3 modules high and higher must be anchored. Both floor and wall mount anchors are included. Anchor plate mounting hardware for floor mount will deface the floor. If using the wall mount attachment method, unit must run parallel to the wall. Hardware not provided but recommendations made

## FREESTANDING METAL FRAME 5 MODULE HIGH

69N7265AFRFM	Style A	\$ 5096	13 <sup>1</sup> / <sub>16</sub>	71 <sup>1</sup> / <sub>16</sub>	65 <sup>5</sup> / <sub>16</sub>	59 lbs.	4.2
69N7265CFRFM	Style C	5096	13 <sup>1</sup> / <sub>16</sub>	71 <sup>1</sup> / <sub>16</sub>	65 <sup>5</sup> / <sub>16</sub>	59 lbs.	4.2



Style A



Style C

- Style A has openings for four 23" wide x 25" high Modules, and seven 23" wide x 12" high Modules
- Style C has openings for nine 23" wide x 12" high Modules, and three 23" wide x 25" high Modules
- Shipped unassembled
- Units 3 modules high and higher must be anchored. Both floor and wall mount anchors are included. Anchor plate mounting hardware for floor mount will deface the floor. If using the wall mount attachment method, unit must run parallel to the wall. Hardware not provided but recommendations made

**PRODUCT SPECIFICATIONS**

- Reference page 269 for options
- Units 3 high or higher must be anchored
- Brackets included
- Shipped unassembled

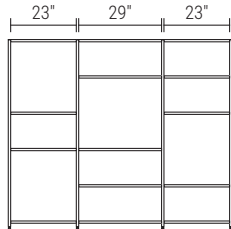
**TO ORDER, SPECIFY:**

1. Model Number
2. Paint Color

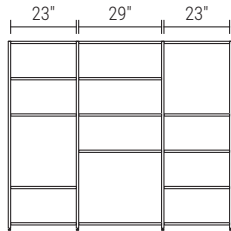
**SAMPLE MODEL NUMBER:**

- 69N7865AFRFM BK
- See page 269 for all options available in Lochlyn

	MODEL NO./DESCRIPTION	FRAME STYLE	LIST PRICE	DIMENSIONS			A	KW	CARTONED WEIGHT	CUBIC FEET
				D	W	H				
<b>FREESTANDING METAL FRAME 5 MODULE HIGH</b>	69N7865AFRFM	Style A	\$ 5408	13 <sup>1</sup> / <sub>16</sub>	77 <sup>1</sup> / <sub>16</sub>	65 <sup>5</sup> / <sub>16</sub>			63 lbs.	4.2
	69N7865CFRFM	Style C	5408	13 <sup>1</sup> / <sub>16</sub>	77 <sup>1</sup> / <sub>16</sub>	65 <sup>5</sup> / <sub>16</sub>			63 lbs.	4.2



Style A

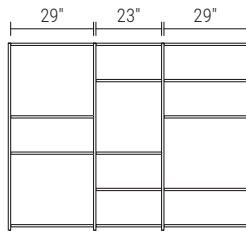


Style C

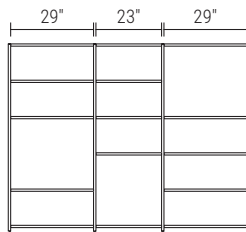
- Style A has openings for three 23" wide x 25" high Modules, four 23" wide x 12" high Modules, three 29" wide x 12" high Modules, and one 29" wide x 25" high Module
- Style C has openings for six 23" wide x 12" high Modules, two 23" wide x 25" high Modules, three 29" wide x 12" high Modules, and one 29" wide x 25" high Module
- Shipped unassembled
- Units 3 modules high and higher must be anchored. Both floor and wall mount anchors are included. Anchor plate mounting hardware for floor mount will deface the floor. If using the wall mount attachment method, unit must run parallel to the wall. Hardware not provided but recommendations made

**FREESTANDING METAL FRAME  
5 MODULE HIGH**

	69N8465AFRFM	Style A	\$ 5824	13 <sup>1</sup> / <sub>16</sub>	83 <sup>1</sup> / <sub>16</sub>	65 <sup>5</sup> / <sub>16</sub>			67 lbs.	4.2
	69N8465CFRFM	Style C	5824	13 <sup>1</sup> / <sub>16</sub>	83 <sup>1</sup> / <sub>16</sub>	65 <sup>5</sup> / <sub>16</sub>			67 lbs.	4.2



Style A



Style C

- Style A has openings for three 29" wide x 25" high Modules, four 29" wide x 12" high Modules, three 23" wide x 12" high Modules, and one 23" wide x 25" high Module
- Style C has openings for six 29" wide x 12" high Modules, two 29" wide x 25" high Modules, three 23" wide x 12" high Modules, and one 23" wide x 25" high Module
- Shipped unassembled
- Units 3 modules high and higher must be anchored. Both floor and wall mount anchors are included. Anchor plate mounting hardware for floor mount will deface the floor. If using the wall mount attachment method, unit must run parallel to the wall. Hardware not provided but recommendations made

# LOCHLYN

## PRODUCT SPECIFICATIONS

- Reference page 269 for options
- Units 3 high or higher must be anchored
- Brackets included
- Shipped unassembled

## TO ORDER, SPECIFY:

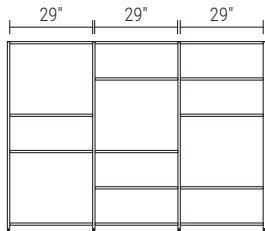
1. Model Number
2. Paint Color

## SAMPLE MODEL NUMBER:

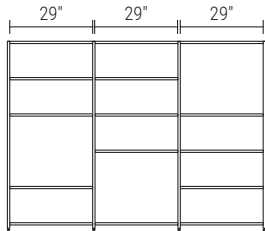
- 69N9065AFRFM BK
- See page 269 for all options available in Lochlyn

MODEL NO./DESCRIPTION	FRAME STYLE	LIST PRICE	DIMENSIONS			A	KW	CARTONED WEIGHT	CUBIC FEET
			D	W	H				
69N9065AFRFM	Style A	\$ 6240	13 <sup>1</sup> / <sub>16</sub> "	89 <sup>9</sup> / <sub>16</sub> "	65 <sup>5</sup> / <sub>16</sub> "			72 lbs.	4.2
69N9065CFRFM	Style C	6240	13 <sup>1</sup> / <sub>16</sub> "	89 <sup>9</sup> / <sub>16</sub> "	65 <sup>5</sup> / <sub>16</sub> "			72 lbs.	4.2

### FREESTANDING METAL FRAME 5 MODULE HIGH



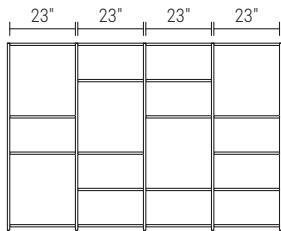
Style A



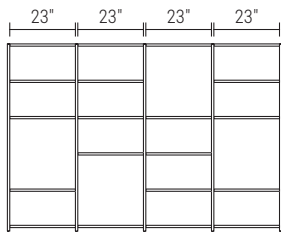
Style C

- Style A has openings for four 29" wide x 25" high modules, and seven 29" wide x 12" high Modules
- Style C has openings for nine 29" wide x 12" high Modules, and three 29" wide x 25" high Modules
- Shipped unassembled
- Units 3 modules high and higher must be anchored. Both floor and wall mount anchors are included. Anchor plate mounting hardware for floor mount will deface the floor. If using the wall mount attachment method, unit must run parallel to the wall. Hardware not provided but recommendations made

### FREESTANDING METAL FRAME 5 MODULE HIGH



Style A



Style C

69N9665AFRFM	Style A	\$ 6656	13 <sup>1</sup> / <sub>16</sub> "	95 <sup>5</sup> / <sub>16</sub> "	65 <sup>5</sup> / <sub>16</sub> "			76 lbs.	4.7
69N9665CFRFM	Style C	6656	13 <sup>1</sup> / <sub>16</sub> "	95 <sup>5</sup> / <sub>16</sub> "	65 <sup>5</sup> / <sub>16</sub> "			76 lbs.	4.7

- Style A has openings for five 23" wide x 25" high Modules and ten 23" wide x 12" high Modules
- Style C has openings for twelve 23" wide x 12" high Modules and four 23" wide x 25" high Modules
- Shipped unassembled
- Units 3 modules high and higher must be anchored. Both floor and wall mount anchors are included. Anchor plate mounting hardware for floor mount will deface the floor. If using the wall mount attachment method, unit must run parallel to the wall. Hardware not provided but recommendations made



**PRODUCT SPECIFICATIONS**

- Reference page 269 for options
- Units 3 high or higher must be anchored
- Brackets included
- Shipped unassembled

**TO ORDER, SPECIFY:**

1. Model Number
2. Paint Color


**SAMPLE MODEL NUMBER:**

- 69N1878AFRFM SV
- See page 269 for all options available in Lochlyn

	MODEL NO./DESCRIPTION	FRAME STYLE	LIST PRICE	DIMENSIONS			A	KW	CARTONED WEIGHT	CUBIC FEET
				D	W	H				
<b>FREESTANDING METAL FRAME 6 MODULE HIGH</b>	69N1878AFRFM	Style A	\$ 2662	13 <sup>1</sup> / <sub>16</sub>	18 <sup>7</sup> / <sub>16</sub>	78 <sup>3</sup> / <sub>4</sub>			20 lbs.	2.6
	69N1878CFRFM	Style C	2662	13 <sup>1</sup> / <sub>16</sub>	18 <sup>7</sup> / <sub>16</sub>	78 <sup>3</sup> / <sub>4</sub>			20 lbs.	2.6




Style A




Style C

- Style A has openings for two 17" wide x 12" high Modules and two 17" wide x 25" high Modules
- Style C has openings for two 17" wide x 25" high Modules and two 17" wide x 12" high Modules
- Shipped unassembled
- Units 3 modules high and higher must be anchored. Both floor and wall mount anchors are included. Anchor plate mounting hardware for floor mount will deface the floor. If using the wall mount attachment method, unit must run parallel to the wall. Hardware not provided but recommendations made

<b>FREESTANDING METAL FRAME 6 MODULE HIGH</b>	69N2478AFRFM	Style A	\$ 2995	13 <sup>1</sup> / <sub>16</sub>	24 <sup>7</sup> / <sub>16</sub>	78 <sup>3</sup> / <sub>4</sub>			22 lbs.	2.6
	69N2478CFRFM	Style C	2995	13 <sup>1</sup> / <sub>16</sub>	24 <sup>7</sup> / <sub>16</sub>	78 <sup>3</sup> / <sub>4</sub>			22 lbs.	2.6



Style A



Style C

- Style A has openings for two 23" wide x 12" high Modules and two 23" wide x 25" high Modules
- Style C has openings for two 23" wide x 25" high Modules and two 23" wide x 12" high Modules
- Shipped unassembled
- Units 3 modules high and higher must be anchored. Both floor and wall mount anchors are included. Anchor plate mounting hardware for floor mount will deface the floor. If using the wall mount attachment method, unit must run parallel to the wall. Hardware not provided but recommendations made

# LOCHLYN

## PRODUCT SPECIFICATIONS

- Reference page 269 for options
- Units 3 high or higher must be anchored
- Brackets included
- Shipped unassembled

## TO ORDER, SPECIFY:

1. Model Number
2. Paint Color

## SAMPLE MODEL NUMBER:

- 69N3078AFRFM SV
- See page 269 for all options available in Lochlyn

	MODEL NO./DESCRIPTION	FRAME STYLE	LIST PRICE	DIMENSIONS			A	KW	CARTONED WEIGHT	CUBIC FEET
				D	W	H				
<b>FREESTANDING METAL FRAME 6 MODULE HIGH</b>	69N3078AFRFM	Style A	\$ 3328	13 <sup>1</sup> / <sub>16</sub>	30 <sup>7</sup> / <sub>16</sub>	78 <sup>1</sup> / <sub>4</sub>			35 lbs.	2.6
	69N3078CFRFM	Style C	3328	13 <sup>1</sup> / <sub>16</sub>	30 <sup>7</sup> / <sub>16</sub>	78 <sup>1</sup> / <sub>4</sub>			35 lbs.	2.6




Style A




Style C

- Style A has openings for two 29" wide x 12" high Modules and two 29" wide x 25" high Modules
- Style C has openings for two 29" wide x 12" high Modules and two 29" wide x 25" high Modules
- Shipped unassembled
- Units 3 modules high and higher must be anchored. Both floor and wall mount anchors are included. Anchor plate mounting hardware for floor mount will deface the floor. If using the wall mount attachment method, unit must run parallel to the wall. Hardware not provided but recommendations made

<b>FREESTANDING METAL FRAME 6 MODULE HIGH</b>	69N3678AFRFM	Style A	\$ 3848	13 <sup>1</sup> / <sub>16</sub>	36 <sup>1</sup> / <sub>16</sub>	78 <sup>1</sup> / <sub>4</sub>			40 lbs.	3.3
	69N3678CFRFM	Style C	3848	13 <sup>1</sup> / <sub>16</sub>	36 <sup>1</sup> / <sub>16</sub>	78 <sup>1</sup> / <sub>4</sub>			40 lbs.	3.3



Style A



Style C

- Style A has openings for six 17" wide x 12" high Modules and three 17" wide x 25" high Modules
- Style C has openings for six 17" wide x 12" high Modules and three 17" wide x 25" high Modules
- Shipped unassembled
- Units 3 modules high and higher must be anchored. Both floor and wall mount anchors are included. Anchor plate mounting hardware for floor mount will deface the floor. If using the wall mount attachment method, unit must run parallel to the wall. Hardware not provided but recommendations made

**PRODUCT SPECIFICATIONS**

- Reference page 269 for options
- Units 3 high or higher must be anchored
- Brackets included
- Shipped unassembled

**TO ORDER, SPECIFY:**


1. Model Number
2. Paint Color

**SAMPLE MODEL NUMBER:**

- 69N4278AFRFM SV
- See page 269 for all options available in Lochlyn

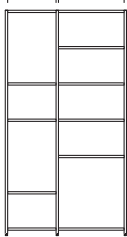
	MODEL NO./DESCRIPTION	FRAME STYLE	LIST PRICE	DIMENSIONS			A	KW	CARTONED WEIGHT	CUBIC FEET
				D	W	H				
<b>FREESTANDING METAL FRAME 6 MODULE HIGH</b>	69N4278AFRFM	Style A	\$ 4056	13 <sup>1</sup> / <sub>16</sub>	42 <sup>1</sup> / <sub>16</sub>	78 <sup>3</sup> / <sub>4</sub>			44 lbs.	3.3
	69N4278CFRFM	Style C	4056	13 <sup>1</sup> / <sub>16</sub>	42 <sup>1</sup> / <sub>16</sub>	78 <sup>3</sup> / <sub>4</sub>			44 lbs.	3.3

17" 23"



Style A

17" 23"




Style C

- Style A has openings for two 17" wide x 12" high Module, two 17" wide x 25" high Module, four 23" wide x 12" high Modules, and one 23" wide x 25" high Module
- Style C has openings for two 17" wide x 12" high Module, two 17" wide x 25" high Module, four 23" wide x 12" high Modules, and one 23" wide x 25" high Module
- Shipped unassembled
- Units 3 modules high and higher must be anchored. Both floor and wall mount anchors are included. Anchor plate mounting hardware for floor mount will deface the floor. If using the wall mount attachment method, unit must run parallel to the wall. Hardware not provided but recommendations made

**FREESTANDING METAL FRAME  
6 MODULE HIGH**


69N4878AFRFM	Style A	\$ 4264	13 <sup>1</sup> / <sub>16</sub>	48 <sup>1</sup> / <sub>16</sub>	78 <sup>3</sup> / <sub>4</sub>			48 lbs.	3.3
69N4878CFRFM	Style C	4264	13 <sup>1</sup> / <sub>16</sub>	48 <sup>1</sup> / <sub>16</sub>	78 <sup>3</sup> / <sub>4</sub>			48 lbs.	3.3

23" 23"



Style A

23" 23"



Style C

- Style A has openings for six 23" wide x 12" high Modules, and three 23" wide x 25" high Modules
- Style C has openings for six 23" wide x 12" high Modules, and three 23" wide x 25" high Modules
- Shipped unassembled
- Units 3 modules high and higher must be anchored. Both floor and wall mount anchors are included. Anchor plate mounting hardware for floor mount will deface the floor. If using the wall mount attachment method, unit must run parallel to the wall. Hardware not provided but recommendations made

# LOCHLYN

## PRODUCT SPECIFICATIONS

- Reference page 269 for options
- Units 3 high or higher must be anchored
- Brackets included
- Shipped unassembled


## TO ORDER, SPECIFY:

1. Model Number
2. Paint Color


## SAMPLE MODEL NUMBER:

- 69N5478AFRFM SV
- See page 269 for all options available in Lochlyn

MODEL NO./DESCRIPTION	FRAME STYLE	LIST PRICE	DIMENSIONS			A	KW	CARTONED WEIGHT	CUBIC FEET
			D	W	H				
<b>FREESTANDING METAL FRAME 6 MODULE HIGH</b> 69N5478AFRFM	Style A	\$ 4680	13 <sup>1</sup> / <sub>16</sub>	54 <sup>1</sup> / <sub>16</sub>	78 <sup>3</sup> / <sub>4</sub>			52 lbs.	3.3
69N5478CFRFM	Style C	4680	13 <sup>1</sup> / <sub>16</sub>	54 <sup>1</sup> / <sub>16</sub>	78 <sup>3</sup> / <sub>4</sub>			52 lbs.	3.3



Style A




Style C


- Style A has openings for two 23" wide x 12" high Modules, two 23" wide x 25" high Modules, four 29" wide x 12" high Modules, and one 29" wide x 25" high Module
- Style C has openings for two 23" wide x 25" high Modules, two 23" wide x 12" high Module, four 29" wide x 12" high Modules, and one 29" wide x 25" high Module
- Shipped unassembled
- Units 3 modules high and higher must be anchored. Both floor and wall mount anchors are included. Anchor plate mounting hardware for floor mount will deface the floor. If using the wall mount attachment method, unit must run parallel to the wall. Hardware not provided but recommendations made

## FREESTANDING METAL FRAME 6 MODULE HIGH

69N6078AFRFM	Style A	\$ 5096	13 <sup>1</sup> / <sub>16</sub>	60 <sup>1</sup> / <sub>16</sub>	78 <sup>3</sup> / <sub>4</sub>			56 lbs.	3.3
69N6078CFRFM	Style C	5096	13 <sup>1</sup> / <sub>16</sub>	60 <sup>1</sup> / <sub>16</sub>	78 <sup>3</sup> / <sub>4</sub>			56 lbs.	3.3



Style A



Style C

- Style A openings for six 29" wide x 12" high Modules and three 29" wide x 25" high Modules
- Style C has openings for six 29" wide x 12" high Modules and three 29" wide x 25" high Modules
- Shipped unassembled
- Units 3 modules high and higher must be anchored. Both floor and wall mount anchors are included. Anchor plate mounting hardware for floor mount will deface the floor. If using the wall mount attachment method, unit must run parallel to the wall. Hardware not provided but recommendations made

**PRODUCT SPECIFICATIONS**

- Reference page 269 for options
- Units 3 high or higher must be anchored
- Brackets included
- Shipped unassembled


**TO ORDER, SPECIFY:**

1. Model Number
2. Paint Color


**SAMPLE MODEL NUMBER:**

- 69N6678AFRFM BK
- See page 269 for all options available in Lochlyn

	MODEL NO./DESCRIPTION	FRAME STYLE	LIST PRICE	DIMENSIONS			A	KW	CARTONED WEIGHT	CUBIC FEET
				D	W	H				
<b>FREESTANDING METAL FRAME 6 MODULE HIGH</b>	69N6678AFRFM	Style A	\$ 5512	13 <sup>1</sup> / <sub>16</sub>	65 <sup>1</sup> / <sub>16</sub>	78 <sup>3</sup> / <sub>4</sub>			60 lbs.	3.8
	69N6678CFRFM	Style C	5512	13 <sup>1</sup> / <sub>16</sub>	65 <sup>1</sup> / <sub>16</sub>	78 <sup>3</sup> / <sub>4</sub>			60 lbs.	3.8



Style A




Style C


- Style A has openings for four 23" wide x 12" high Modules, four 23" wide x 25" high Modules, four 17" wide x 12" high Modules, and one 17" wide x 25" high Modules
- Style C has openings for six 23" wide x 12" high Modules, three 23" wide x 25" high Modules, four 17" wide x 12" high Modules, and one 17" wide x 25" high Modules
- Shipped unassembled
- Units 3 modules high and higher must be anchored. Both floor and wall mount anchors are included. Anchor plate mounting hardware for floor mount will deface the floor. If using the wall mount attachment method, unit must run parallel to the wall. Hardware not provided but recommendations made

**FREESTANDING METAL FRAME  
6 MODULE HIGH**

69N7278AFRFM	Style A	\$ 5720	13 <sup>1</sup> / <sub>16</sub>	71 <sup>1</sup> / <sub>16</sub>	78 <sup>3</sup> / <sub>4</sub>			64 lbs.	3.8
69N7278CFRFM	Style C	5720	13 <sup>1</sup> / <sub>16</sub>	71 <sup>1</sup> / <sub>16</sub>	78 <sup>3</sup> / <sub>4</sub>			64 lbs.	3.8



Style A



Style C

- Style A has openings for eight 23" wide x 12" high Modules and five 23" wide x 25" high Modules
- Style C has openings for four 23" wide x 25" high Module, and ten 23" wide x 12" high Modules
- Shipped unassembled
- Units 3 modules high and higher must be anchored. Both floor and wall mount anchors are included. Anchor plate mounting hardware for floor mount will deface the floor. If using the wall mount attachment method, unit must run parallel to the wall. Hardware not provided but recommendations made

# LOCHLYN

## PRODUCT SPECIFICATIONS

- Reference page 269 for options
- Units 3 high or higher must be anchored
- Brackets included
- Shipped unassembled

## TO ORDER, SPECIFY:


1. Model Number
2. Paint Color

## SAMPLE MODEL NUMBER:


- 69N7878AFRFM BK
- See page 269 for all options available in Lochlyn

MODEL NO./DESCRIPTION	FRAME STYLE	LIST PRICE	DIMENSIONS			A	KW	CARTONED WEIGHT	CUBIC FEET
			D	W	H				
69N7878AFRFM	Style A	\$ 6032	13 <sup>1</sup> / <sub>16</sub>	77 <sup>1</sup> / <sub>16</sub>	78 <sup>3</sup> / <sub>4</sub>			68 lbs.	3.8
69N7878CFRFM	Style C	6032	13 <sup>1</sup> / <sub>16</sub>	77 <sup>1</sup> / <sub>16</sub>	78 <sup>3</sup> / <sub>4</sub>			68 lbs.	3.8

### FREESTANDING METAL FRAME 6 MODULE HIGH



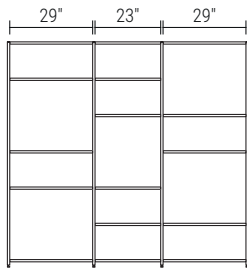
Style A



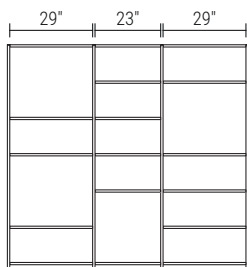
Style C

- Style A has openings for four 23" wide x 12" high Module, four 23" wide x 25" high Modules, four 29" wide x 12" high Modules, and one 29" wide x 25" high Module
- Style C has openings for three 23" wide x 25" high Modules, six 23" wide x 12" high Modules, four 29" wide x 12" high Modules, and one 29" wide x 25" high Module
- Shipped unassembled
- Units 3 modules high and higher must be anchored. Both floor and wall mount anchors are included. Anchor plate mounting hardware for floor mount will deface the floor. If using the wall mount attachment method, unit must run parallel to the wall. Hardware not provided but recommendations made

### FREESTANDING METAL FRAME 6 MODULE HIGH



Style A



Style C

69N8478AFRFM	Style A	\$ 6344	13 <sup>1</sup> / <sub>16</sub>	83 <sup>1</sup> / <sub>16</sub>	78 <sup>3</sup> / <sub>4</sub>			76 lbs.	4.9
69N8478CFRFM	Style C	6344	13 <sup>1</sup> / <sub>16</sub>	83 <sup>1</sup> / <sub>16</sub>	78 <sup>3</sup> / <sub>4</sub>			76 lbs.	4.9

- Style A has openings for four 29" wide x 12" high Modules, four 29" wide x 25" high, four 23" wide x 12" high Modules, and one 23" wide x 25" high Module
- Style C has openings for three 29" wide x 25" high Modules, six 29" wide x 12" high Modules, four 23" wide x 12" high Modules, one 23" wide x 25" high Module
- Shipped unassembled
- Units 3 modules high and higher must be anchored. Both floor and wall mount anchors are included. Anchor plate mounting hardware for floor mount will deface the floor. If using the wall mount attachment method, unit must run parallel to the wall. Hardware not provided but recommendations made.

**PRODUCT SPECIFICATIONS**

- Reference page 269 for options
- Units 3 high or higher must be anchored
- Brackets included
- Shipped unassembled

**TO ORDER, SPECIFY:**

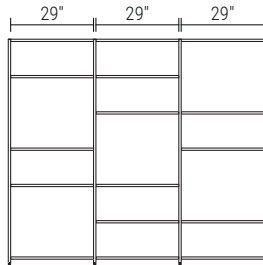
1. Model Number
2. Paint Color

**SAMPLE MODEL NUMBER:**

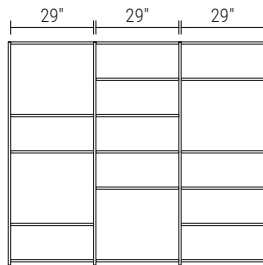
- 69N9078AFRFM BK
- See page 269 for all options available in Lochlyn

MODEL NO./DESCRIPTION	FRAME STYLE	LIST PRICE	DIMENSIONS			A	KW	CARTONED WEIGHT	CUBIC FEET
			D	W	H				
69N9078AFRFM	Style A	\$ 6656	13 <sup>1</sup> / <sub>16</sub>	89 <sup>9</sup> / <sub>16</sub>	78 <sup>3</sup> / <sub>4</sub>			80 lbs.	4.9
69N9078CFRFM	Style C	6656	13 <sup>1</sup> / <sub>16</sub>	89 <sup>9</sup> / <sub>16</sub>	78 <sup>3</sup> / <sub>4</sub>			80 lbs.	4.9

**FREESTANDING METAL FRAME  
6 MODULE HIGH**



Style A

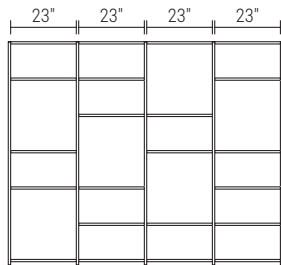


Style C

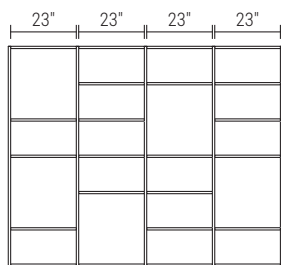
- Style A has openings for eight 29" wide x 12" high Modules, five 29" wide x 25" high Modules
- Style C has openings for four 29" wide x 25" high Modules and ten 29" wide x 12" high Modules
- Shipped unassembled
- Units 3 modules high and higher must be anchored. Both floor and wall mount anchors are included. Anchor plate mounting hardware for floor mount will deface the floor. If using the wall mount attachment method, unit must run parallel to the wall. Hardware not provided but recommendations made.

**FREESTANDING METAL FRAME  
6 MODULE HIGH**

69N9678AFRFM	Style A	\$ 7072	13 <sup>1</sup> / <sub>16</sub>	95 <sup>5</sup> / <sub>16</sub>	78 <sup>3</sup> / <sub>4</sub>			85 lbs.	5.6
69N9678CFRFM	Style C	7072	13 <sup>1</sup> / <sub>16</sub>	95 <sup>5</sup> / <sub>16</sub>	78 <sup>3</sup> / <sub>4</sub>			85 lbs.	5.6



Style A



Style C

- Style A has openings for twelve 23" wide x 12" high Modules and six 23" wide x 25" high Modules
- Style C has openings for five 23" wide x 25" high Modules and fourteen 23" wide x 12" high Modules
- Shipped unassembled
- Units 3 modules high and higher must be anchored. Both floor and wall mount anchors are included. Anchor plate mounting hardware for floor mount will deface the floor. If using the wall mount attachment method, unit must run parallel to the wall. Hardware not provided but recommendations made.

# LOCHLYN

## PRODUCT SPECIFICATIONS


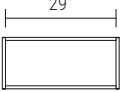

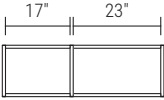
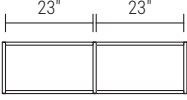
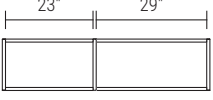
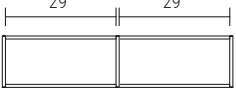
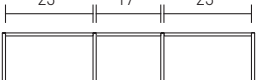
- Intended to be used as display only
- Brackets to attach to wall included
- See page 269 for options
- Shipped unassembled

## TO ORDER, SPECIFY:

1. Model Number
2. Paint Color

## SAMPLE MODEL NUMBER:

- 69N2415FRMM BK
- See page 269 for all options available in Lochlyn

	MODEL NO./DESCRIPTION	LIST PRICE	DIMENSIONS			CARTONED WEIGHT	CUBIC FEET
			D	W	H		
<b>METAL WALL MOUNT FRAME 1 HIGH</b> 	69N2415FRMM	\$ 1456	13 <sup>1</sup> / <sub>16</sub>	24 <sup>7</sup> / <sub>16</sub>	13 <sup>3</sup> / <sub>16</sub>	10 lbs.	<ul style="list-style-type: none"> <li>• 1 opening for 23" wide module shelves</li> <li>• 1 opening for 23" wide x 12" high modules</li> <li>• Shipped unassembled</li> </ul>
<b>METAL WALL MOUNT FRAME 1 HIGH</b> 	69N3015FRMM	\$ 1508	13 <sup>1</sup> / <sub>16</sub>	30 <sup>7</sup> / <sub>16</sub>	13 <sup>3</sup> / <sub>16</sub>	11 lbs.	<ul style="list-style-type: none"> <li>• 1 opening for 29" wide module shelves</li> <li>• 1 opening for 29" wide x 12" high modules</li> <li>• Shipped unassembled</li> </ul>
<b>METAL WALL MOUNT FRAME 1 HIGH</b> 	69N3615FRMM	\$ 1716	13 <sup>1</sup> / <sub>16</sub>	36 <sup>7</sup> / <sub>16</sub>	13 <sup>3</sup> / <sub>16</sub>	13 lbs.	<ul style="list-style-type: none"> <li>• 1 opening for 35" wide module shelves</li> <li>• 1 opening for 35" wide x 12" high modules</li> <li>• Shipped unassembled</li> </ul>
<b>METAL WALL MOUNT FRAME 1 HIGH</b> 	69N4215FRMM	\$ 1820	13 <sup>1</sup> / <sub>16</sub>	42 <sup>7</sup> / <sub>16</sub>	13 <sup>3</sup> / <sub>16</sub>	14 lbs.	<ul style="list-style-type: none"> <li>• openings for one 17" wide module shelf and one 23" wide module shelf</li> <li>• openings for one 17" wide module and one 23" wide x 12" high modules</li> <li>• Shipped unassembled</li> </ul>
<b>METAL WALL MOUNT FRAME 1 HIGH</b> 	69N4815FRMM	\$ 1924	13 <sup>1</sup> / <sub>16</sub>	48 <sup>7</sup> / <sub>16</sub>	13 <sup>3</sup> / <sub>16</sub>	15 lbs.	<ul style="list-style-type: none"> <li>• 2 openings for 23" wide module shelves</li> <li>• 2 openings for 23" wide x 12" high modules</li> <li>• Shipped unassembled</li> </ul>
<b>METAL WALL MOUNT FRAME 1 HIGH</b> 	69N5415FRMM	\$ 2028	13 <sup>1</sup> / <sub>16</sub>	54 <sup>7</sup> / <sub>16</sub>	13 <sup>3</sup> / <sub>16</sub>	16 lbs.	<ul style="list-style-type: none"> <li>• openings for one 23" wide module shelf and one 29" wide module shelf</li> <li>• openings for one 23" wide module and one 29" wide x 12" high modules</li> <li>• Shipped unassembled</li> </ul>
<b>METAL WALL MOUNT FRAME 1 HIGH</b> 	69N6015FRMM	\$ 2132	13 <sup>1</sup> / <sub>16</sub>	60 <sup>7</sup> / <sub>16</sub>	13 <sup>3</sup> / <sub>16</sub>	17 lbs.	<ul style="list-style-type: none"> <li>• 2 openings for 29" wide module shelves</li> <li>• 2 openings for 29" wide x 12" high modules</li> <li>• Shipped unassembled</li> </ul>
<b>METAL WALL MOUNT FRAME 1 HIGH</b> 	69N6615FRMM	\$ 2288	13 <sup>1</sup> / <sub>16</sub>	65 <sup>1</sup> / <sub>16</sub>	13 <sup>3</sup> / <sub>16</sub>	17 lbs.	<ul style="list-style-type: none"> <li>• openings for two 23" wide module shelves and one 17" wide module shelf</li> <li>• openings for two 23" wide modules and one 17" wide x 12" high modules</li> <li>• Shipped unassembled</li> </ul>



**PRODUCT SPECIFICATIONS**

- Intended to be used as display only
- Brackets to attach to wall included
- See page 269 for options
- Shipped unassembled

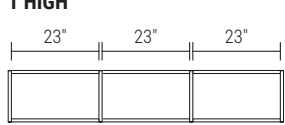
**TO ORDER, SPECIFY:**

1. Model Number
2. Paint Color

**SAMPLE MODEL NUMBER:**

- 69N7215FRMM BK
- See page 269 for all options available in Lochlyn

	MODEL NO./DESCRIPTION	LIST PRICE	DIMENSIONS			A	KW	CARTONED WEIGHT	CUBIC FEET
			D	W	H				
<b>METAL WALL MOUNT FRAME 1 HIGH</b>	69N7215FRMM	\$ 2392	13 <sup>1</sup> / <sub>8</sub>	71 <sup>1</sup> / <sub>8</sub>	13 <sup>3</sup> / <sub>8</sub>			18 lbs.	



- 3 openings for 23" wide module shelves
- 3 openings for 23" wide x 12" high modules
- Shipped unassembled

# LOCHLYN

## PRODUCT SPECIFICATIONS





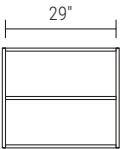
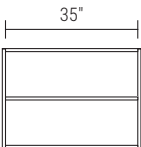
- Intended to be used as display only
- Brackets to attach to wall included
- See page 269 for options
- Shipped unassembled

## TO ORDER, SPECIFY:

1. Model Number
2. Paint Color

## SAMPLE MODEL NUMBER:

- 69N2427FRMM BK
- See page 269 for all options available in Lochlyn

	MODEL NO./DESCRIPTION	LIST PRICE	DIMENSIONS			A	KW	CARTONED WEIGHT	CUBIC FEET
			D	W	H				
<b>METAL WALL MOUNT FRAME 2 HIGH</b> 	69N1227FRMM <ul style="list-style-type: none"> <li>• 2 openings for 11" wide module shelves</li> <li>• Shipped unassembled</li> </ul>	\$ 1508	13 <sup>1</sup> / <sub>16</sub> "	12 <sup>1</sup> / <sub>16</sub> "	26"			10 lbs.	
<b>METAL WALL MOUNT FRAME 2 HIGH</b> 	69N1527FRMM <ul style="list-style-type: none"> <li>• 2 openings for 14" wide module shelves</li> <li>• Shipped unassembled</li> </ul>	\$ 1560	13 <sup>1</sup> / <sub>16</sub> "	15 <sup>1</sup> / <sub>16</sub> "	26"			11 lbs.	
<b>METAL WALL MOUNT FRAME 2 HIGH</b> 	69N1827FRMM <ul style="list-style-type: none"> <li>• 2 openings for 17" wide module shelves</li> <li>• 2 openings for 17" wide x 12" high modules</li> <li>• Shipped unassembled</li> </ul>	\$ 1612	13 <sup>1</sup> / <sub>16</sub> "	18 <sup>1</sup> / <sub>16</sub> "	26"			13 lbs.	
<b>METAL WALL MOUNT FRAME 2 HIGH</b> 	69N2427FRMM <ul style="list-style-type: none"> <li>• 2 openings for 23" wide module shelves</li> <li>• 2 openings for 23" wide x 12" high modules</li> <li>• Shipped unassembled</li> </ul>	\$ 1664	13 <sup>1</sup> / <sub>16</sub> "	24 <sup>1</sup> / <sub>16</sub> "	26"			14 lbs.	
<b>METAL WALL MOUNT FRAME 2 HIGH</b> 	69N3027FRMM <ul style="list-style-type: none"> <li>• 2 openings for 29" wide module shelves</li> <li>• 2 openings for 29" wide x 12" high modules</li> <li>• Shipped unassembled</li> </ul>	\$ 1872	13 <sup>1</sup> / <sub>16</sub> "	30 <sup>1</sup> / <sub>16</sub> "	26"			16 lbs.	
<b>METAL WALL MOUNT FRAME 2 HIGH</b> 	69N3627FRMM <ul style="list-style-type: none"> <li>• 2 openings for 35" wide module shelves</li> <li>• 2 openings for 35" wide x 12" high modules</li> <li>• Shipped unassembled</li> </ul>	\$ 2028	13 <sup>1</sup> / <sub>16</sub> "	36 <sup>1</sup> / <sub>16</sub> "	26"			17 lbs.	

**PRODUCT SPECIFICATIONS**






- Intended to be used as display only
- Brackets to attach to wall included
- See page 269 for options
- Shipped unassembled

**TO ORDER, SPECIFY:**

1. Model Number
2. Paint Color

**SAMPLE MODEL NUMBER:**

- 69N1240FRMM SV
- See page 269 for all options available in Lochlyn

	MODEL NO./DESCRIPTION	LIST PRICE	DIMENSIONS			A	KW	CARTONED WEIGHT	CUBIC FEET
			D	W	H				
<b>METAL WALL MOUNT FRAME 3 HIGH</b> 	69N1240FRMM <ul style="list-style-type: none"> <li>• 3 openings for 11" wide module shelves</li> <li>• Shipped unassembled</li> </ul>	\$ 1612	13 <sup>1</sup> / <sub>16</sub>	12 <sup>1</sup> / <sub>16</sub>	38 <sup>1</sup> / <sub>16</sub>			14 lbs.	
<b>METAL WALL MOUNT FRAME 3 HIGH</b> 	69N1540FRMM <ul style="list-style-type: none"> <li>• 3 openings for 14" wide module shelves</li> <li>• Shipped unassembled</li> </ul>	\$ 1664	13 <sup>1</sup> / <sub>16</sub>	15 <sup>1</sup> / <sub>16</sub>	38 <sup>1</sup> / <sub>16</sub>			16 lbs.	
<b>METAL WALL MOUNT FRAME 3 HIGH</b> 	69N1840FRMM <ul style="list-style-type: none"> <li>• 3 openings for 17" wide module shelves</li> <li>• 3 openings for 17" wide x 12" high modules</li> <li>• Shipped unassembled</li> </ul>	\$ 1716	13 <sup>1</sup> / <sub>16</sub>	18 <sup>1</sup> / <sub>16</sub>	38 <sup>1</sup> / <sub>16</sub>			17 lbs.	
<b>METAL WALL MOUNT FRAME 3 HIGH</b> 	69N2440FRMM <ul style="list-style-type: none"> <li>• 3 openings for 23" wide module shelves</li> <li>• 3 openings for 23" wide x 12" high modules</li> <li>• Shipped unassembled</li> </ul>	\$ 1768	13 <sup>1</sup> / <sub>16</sub>	24 <sup>1</sup> / <sub>16</sub>	38 <sup>1</sup> / <sub>16</sub>			18 lbs.	
<b>METAL WALL MOUNT FRAME 3 HIGH</b> 	69N3040FRMM <ul style="list-style-type: none"> <li>• 3 openings for 29" wide module shelves</li> <li>• 3 openings for 29" wide x 12" high modules</li> <li>• Shipped unassembled</li> </ul>	\$ 1976	13 <sup>1</sup> / <sub>16</sub>	30 <sup>1</sup> / <sub>16</sub>	38 <sup>1</sup> / <sub>16</sub>			20 lbs.	

# LOCHLYN

## PRODUCT SPECIFICATIONS

- Intended to be used as display only
- Brackets to attach to wall included
- See page 269 for options
- Shipped unassembled

## TO ORDER, SPECIFY:


1. Model Number
2. Paint Color

## SAMPLE MODEL NUMBER:

69N3640FRMM BK

- See page 269 for all options available in Lochlyn

	MODEL NO./DESCRIPTION	LIST PRICE	DIMENSIONS					CARTONED WEIGHT	CUBIC FEET
			D	W	H	A	KW		
<b>METAL WALL MOUNT FRAME 3 HIGH</b>	69N3640FRMM	\$ 2496	13 <sup>1</sup> / <sub>16</sub>	36 <sup>1</sup> / <sub>2</sub>	38 <sup>7</sup> / <sub>16</sub>			22 lbs.	1.4



- 3 openings for 35" wide module shelves
- 3 openings for 35" wide x 12" high modules
- Shipped unassembled

**PRODUCT SPECIFICATIONS**

- Glass is clear, low iron, tempered
- Reference page 269 for laminate colors
- Pet bed liner fits inside module trays

**TO ORDER, SPECIFY:**

1. Model Number
2. Laminate Color

**SAMPLE MODEL NUMBER:**

- 69N1411SMSHL MC
- See page 269 for all options available in Lochlyn

	MODEL NO./DESCRIPTION		LIST PRICE	DIMENSIONS			A	KW	CARTONED WEIGHT	CUBIC FEET
				D	W	H				

**MODULE SHELVES FOR WALL MOUNT FRAME**



69N1411SMSHL	Laminate	\$	114	12 <sup>3</sup> / <sub>4</sub>	10 <sup>1</sup> / <sub>16</sub>	<sup>3</sup> / <sub>4</sub>		8 lbs.	0.3
69N1414SMSHL	Laminate		120	12 <sup>3</sup> / <sub>4</sub>	13 <sup>1</sup> / <sub>16</sub>	<sup>3</sup> / <sub>4</sub>		10 lbs.	0.4

- Horizontal grain direction
- Not intended to be used in an opening directly over a box; boxes come with a laminate top shelf



69N1411SMSHG	Glass	\$	286	12 <sup>3</sup> / <sub>4</sub>	10 <sup>1</sup> / <sub>16</sub>	<sup>3</sup> / <sub>4</sub>		5 lbs.	0.3
69N1414SMSHG	Glass		302	12 <sup>3</sup> / <sub>4</sub>	13 <sup>1</sup> / <sub>16</sub>	<sup>3</sup> / <sub>4</sub>		6 lbs.	0.4

- Clear glass, low iron, tempered
- Not intended to be used in an opening directly over a box; boxes come with a laminate top shelf
- Specify model number only

**MODULE SHELVES FOR FREESTANDING METAL FRAME, WALL MOUNT FRAME, OR DOUBLE OPEN FRAME DESK**



69N1417SMSHL	Laminate	\$	125	12 <sup>3</sup> / <sub>4</sub>	16 <sup>3</sup> / <sub>4</sub>	<sup>3</sup> / <sub>4</sub>		11 lbs.	0.4
69N1423SMSHL	Laminate		135	12 <sup>3</sup> / <sub>4</sub>	22 <sup>3</sup> / <sub>4</sub>	<sup>3</sup> / <sub>4</sub>		14 lbs.	0.5
69N1429SMSHL	Laminate		146	12 <sup>3</sup> / <sub>4</sub>	28 <sup>3</sup> / <sub>4</sub>	<sup>3</sup> / <sub>4</sub>		18 lbs.	0.6
69N1435SMSHL	Laminate		156	12 <sup>3</sup> / <sub>4</sub>	34 <sup>7</sup> / <sub>16</sub>	<sup>3</sup> / <sub>4</sub>		24 lbs.	0.7

- Horizontal grain direction
- Not intended to be used in an opening directly over a box; boxes come with a laminate top shelf



69N1417SMSHG	Glass	\$	307	12 <sup>3</sup> / <sub>4</sub>	16 <sup>3</sup> / <sub>4</sub>	<sup>3</sup> / <sub>4</sub>		7 lbs.	0.4
69N1423SMSHG	Glass		369	12 <sup>3</sup> / <sub>4</sub>	22 <sup>3</sup> / <sub>4</sub>	<sup>3</sup> / <sub>4</sub>		10 lbs.	0.5
69N1429SMSHG	Glass		380	12 <sup>3</sup> / <sub>4</sub>	28 <sup>3</sup> / <sub>4</sub>	<sup>3</sup> / <sub>4</sub>		12 lbs.	0.6
69N1435SMSHG	Glass		468	12 <sup>3</sup> / <sub>4</sub>	34 <sup>7</sup> / <sub>16</sub>	<sup>3</sup> / <sub>4</sub>		13 lbs.	0.7

- Clear glass, low iron, tempered
- Not intended to be used in an opening directly over a box; boxes come with a laminate top shelf
- Specify model number only

**MODULE TRAYS FOR FREESTANDING METAL FRAME OR WALL MOUNT FRAME**



69N1417SMTRL	Laminate	\$	237	13 <sup>1</sup> / <sub>16</sub>	16 <sup>1</sup> / <sub>16</sub>	3%		14 lbs.	0.8
69N1423SMTRL	Laminate		253	13 <sup>1</sup> / <sub>16</sub>	22 <sup>1</sup> / <sub>16</sub>	3%		18 lbs.	1.0
69N1429SMTRL	Laminate		268	13 <sup>1</sup> / <sub>16</sub>	28 <sup>1</sup> / <sub>16</sub>	3%		21 lbs.	1.2

- Ships unassembled

# LOCHLYN

## PRODUCT SPECIFICATIONS

- Reference page 269 for options
- Shipped unassembled
- Drawers available with level or beam pull
- Doors available with touch latch closure, non-locking

## TO ORDER, SPECIFY:


1. Model Number
2. Laminate Color
3. Top Shelf Color (when applicable)

## SAMPLE MODEL NUMBER:

69N2312SMBXFOL MC 405

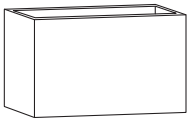
- See page 269 for all options available in Lochlyn

	MODEL NO./DESCRIPTION	LIST PRICE	DIMENSIONS					CARTONED WEIGHT	CUBIC FEET
			D	W	H	A	KW		
<b>MODULE OPEN FRONT BOX FOR FREESTANDING METAL FRAME OR WALL MOUNT FRAME 1 HIGH</b>	69N1712SMBXFOL Laminate	\$ 312	13 <sup>1</sup> / <sub>16</sub>	16 <sup>1</sup> / <sub>16</sub>	11 <sup>3</sup> / <sub>4</sub>			26 lbs.	1.4
	69N2312SMBXFOL Laminate	338	13 <sup>1</sup> / <sub>16</sub>	22 <sup>1</sup> / <sub>16</sub>	11 <sup>3</sup> / <sub>4</sub>			33 lbs.	1.7
	69N2912SMBXFOL Laminate	364	13 <sup>1</sup> / <sub>16</sub>	28 <sup>1</sup> / <sub>16</sub>	11 <sup>3</sup> / <sub>4</sub>			40 lbs.	2.1



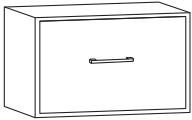
- Includes a top shelf to be placed in the module directly above the box and must be attached to box; may specify different laminate color for top shelf
- Top shelf routed to accommodate brackets securing the box to the frame
- Ships unassembled

<b>MODULE OPEN TOP BOX FOR FREESTANDING METAL FRAME OR WALL MOUNT FRAME 1 HIGH</b>	69N1712SMBXTOL Laminate	\$ 260	13 <sup>1</sup> / <sub>16</sub>	16 <sup>1</sup> / <sub>16</sub>	12 <sup>7</sup> / <sub>16</sub>			25 lbs.	1.3
	69N2312SMBXTOL Laminate	312	13 <sup>1</sup> / <sub>16</sub>	22 <sup>1</sup> / <sub>16</sub>	12 <sup>7</sup> / <sub>16</sub>			32 lbs.	1.7
	69N2912SMBXTOL Laminate	338	13 <sup>1</sup> / <sub>16</sub>	28 <sup>1</sup> / <sub>16</sub>	12 <sup>7</sup> / <sub>16</sub>			39 lbs.	2.0




- Can be used for biophilia, liner inserts not included
- Shipped unassembled

<b>MODULE SLIDING BOX DRAWER 1 DRAWER 1 HIGH</b>	69N1712SMBDB1L	\$ 702	13 <sup>1</sup> / <sub>16</sub>	16 <sup>1</sup> / <sub>16</sub>	11 <sup>3</sup> / <sub>4</sub>			54 lbs.	4.6
	69N2312SMBDB1L	754	13 <sup>1</sup> / <sub>16</sub>	22 <sup>1</sup> / <sub>16</sub>	11 <sup>3</sup> / <sub>4</sub>			69 lbs.	5.9
	69N2912SMBDB1L	806	13 <sup>1</sup> / <sub>16</sub>	28 <sup>1</sup> / <sub>16</sub>	11 <sup>3</sup> / <sub>4</sub>			84 lbs.	7.1



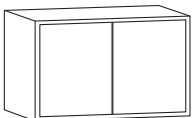
- Includes a top shelf to be placed in the module directly above the box and must be attached to box; may specify different laminate color for top shelf
- Top shelf routed to accommodate brackets securing the box to the frame
- Ships assembled
- Top of module box to be located at or below 3 module height

	LEFT HINGED	RIGHT HINGED	LIST PRICE	DIMENSIONS			CARTONED WEIGHT	CUBIC FEET
	MODEL NO./DESCRIPTION	MODEL NO./DESCRIPTION		D	W	H		
<b>MODULE FRONT BOX WITH HINGED DOOR SINGLE DOOR 1 HIGH</b>	69N1712SMBXHLL	69N1712SMBXHRL	\$ 702	13 <sup>1</sup> / <sub>16</sub>	16 <sup>1</sup> / <sub>16</sub>	11 <sup>3</sup> / <sub>4</sub>	30 lbs.	4.6
	69N2312SMBXHLL	69N2312SMBXHRL	780	13 <sup>1</sup> / <sub>16</sub>	22 <sup>1</sup> / <sub>16</sub>	11 <sup>3</sup> / <sub>4</sub>	40 lbs.	5.9



- Includes a top shelf to be placed in the module directly above the box and must be attached to box; may specify different laminate color for top shelf
- Top shelf routed to accommodate brackets securing the box to the frame
- Ships assembled

<b>MODULE FRONT BOX HINGED DOOR DOUBLE DOORS 1 HIGH</b>	69N2912SMBXHDL	\$ 863	13 <sup>1</sup> / <sub>16</sub>	28 <sup>1</sup> / <sub>16</sub>	11 <sup>3</sup> / <sub>4</sub>	55 lbs.	7.1
---	----------------	--------	---------------------------------	---------------------------------	--------------------------------	---------	-----



- Includes a top shelf to be placed in the module directly above the box and must be attached to box; may specify different laminate color for top shelf
- Top shelf routed to accommodate brackets securing the box to the frame
- Ships assembled

**PRODUCT SPECIFICATIONS**

- Reference page 269 for options
- Drawers available with level or beam pull
- Doors available with touch latch closure, non-locking

**TO ORDER, SPECIFY:**

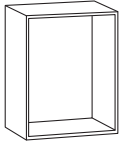
1. Model Number
2. Pull
3. Drawer/Door Laminate Color
4. Laminate Color

**SAMPLE MODEL NUMBER:**

69N1723SMDB2L 87IR AD 425 AD

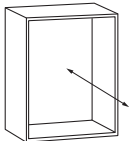
- See page 269 for all options available in Lochlyn

	MODEL NO./DESCRIPTION		LIST PRICE	DIMENSIONS			A	KW	CARTONED WEIGHT	CUBIC FEET
				D	W	H				
<b>MODULE OPEN FRONT BOX FOR FREESTANDING METAL FRAME OR WALL MOUNT FRAME 2 HIGH</b>	69N1725SMBXFOL Laminate		\$ 364	13 <sup>1</sup> / <sub>16</sub>	16 <sup>1</sup> / <sub>16</sub>	24 <sup>3</sup> / <sub>16</sub>			39 lbs.	2.1
	69N2325SMBXFOL Laminate		416	13 <sup>1</sup> / <sub>16</sub>	22 <sup>1</sup> / <sub>16</sub>	24 <sup>3</sup> / <sub>16</sub>			48 lbs.	2.7
	69N2925SMBXFOL Laminate		442	13 <sup>1</sup> / <sub>16</sub>	28 <sup>1</sup> / <sub>16</sub>	24 <sup>3</sup> / <sub>16</sub>			57 lbs.	3.3



- Includes a top shelf to be placed in the module directly above the box and must be attached to box; may specify different laminate color for top shelf
- Top shelf routed to accommodate brackets securing the box to the frame
- Ships unassembled


<b>MODULE PASS THRU BOX FOR FREESTANDING METAL FRAME OR WALL MOUNT FRAME 2 HIGH</b>	69N1725SMBXPL Laminate		\$ 364	13 <sup>1</sup> / <sub>16</sub>	16 <sup>1</sup> / <sub>16</sub>	24 <sup>3</sup> / <sub>16</sub>			30 lbs.	1.6
	69N2325SMBXPL Laminate		390	13 <sup>1</sup> / <sub>16</sub>	22 <sup>1</sup> / <sub>16</sub>	24 <sup>3</sup> / <sub>16</sub>			35 lbs.	1.6
	69N2925SMBXPL Laminate		416	13 <sup>1</sup> / <sub>16</sub>	28 <sup>1</sup> / <sub>16</sub>	24 <sup>3</sup> / <sub>16</sub>			41 lbs.	1.8



Pass Thru

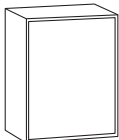
- Includes a top shelf to be placed in the module directly above the box and must be attached to box; may specify different laminate color for top shelf
- Top shelf routed to accommodate brackets securing the box to the frame
- Ships unassembled

<b>MODULE SLIDING BOX DRAWER 2 DRAWER 2 HIGH</b>	69N1723SMDB2L		\$ 1014	13 <sup>1</sup> / <sub>16</sub>	16 <sup>1</sup> / <sub>16</sub>	24 <sup>3</sup> / <sub>16</sub>			93 lbs.	7.7
	69N2323SMDB2L		1066	13 <sup>1</sup> / <sub>16</sub>	22 <sup>1</sup> / <sub>16</sub>	24 <sup>3</sup> / <sub>16</sub>			117 lbs.	9.7
	69N2923SMDB2L		1118	13 <sup>1</sup> / <sub>16</sub>	28 <sup>1</sup> / <sub>16</sub>	24 <sup>3</sup> / <sub>16</sub>			155 lbs.	11.8



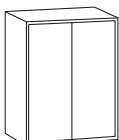
- Includes a top shelf to be placed in the module directly above the box and must be attached to box; may specify different laminate color for top shelf
- Top shelf routed to accommodate brackets securing the box to the frame
- Ships assembled
- Top of module box to be located at or below 3 module height

	LEFT HINGED		RIGHT HINGED		LIST PRICE	DIMENSIONS			CARTONED WEIGHT	CUBIC FEET
	MODEL NO.	DESCRIPTION	MODEL NO.	DESCRIPTION		D	W	H		
<b>MODULE FRONT BOX WITH HINGED DOOR SINGLE DOOR 2 HIGH</b>	69N1723SMBXHLL	69N1723SMBXHRL			\$ 858	13 <sup>1</sup> / <sub>16</sub>	16 <sup>1</sup> / <sub>16</sub>	24 <sup>3</sup> / <sub>16</sub>	50 lbs.	7.7
	69N2323SMBXHLL	69N2323SMBXHRL			936	13 <sup>1</sup> / <sub>16</sub>	22 <sup>1</sup> / <sub>16</sub>	24 <sup>3</sup> / <sub>16</sub>	63 lbs.	9.7



- Includes a top shelf to be placed in the module directly above the box and must be attached to box; may specify different laminate color for top shelf
- Top shelf routed to accommodate brackets securing the box to the frame
- Ships assembled

<b>MODULE FRONT BOX HINGED DOOR DOUBLE DOORS 2 HIGH</b>	69N2923SMBXHDL		\$ 1019	13 <sup>1</sup> / <sub>16</sub>	28 <sup>1</sup> / <sub>16</sub>	24 <sup>3</sup> / <sub>16</sub>			91 lbs.	11.8
---	----------------	--	---------	---------------------------------	---------------------------------	---------------------------------	--	--	---------	------



- Includes a top shelf to be placed in the module directly above the box and must be attached to box; may specify different laminate color for top shelf
- Top shelf routed to accommodate brackets securing the box to the frame
- Ships assembled


**TO ORDER, SPECIFY:**

1. Model Number
2. Laminate Color

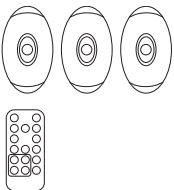
**SAMPLE MODEL NUMBERS:**

69N1496CPTFL MC  
 69N03GB1 SV  
 69N1054SHFML 792

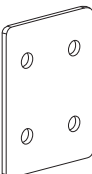
• See page 269 for all options available in Lochlyn

	MODEL NO./DESCRIPTION	LIST PRICE	DIMENSIONS				CARTONED CUBIC	
			D	W	H	A	KW	WEIGHT
<b>COMPONENT TOPS FOR METAL FRAMES</b> 	69N1496CPTFLL	\$ 426	14 <sup>3</sup> / <sub>16</sub>	95 <sup>1</sup> / <sub>16</sub>	1 <sup>3</sup> / <sub>16</sub>			54 lbs. 3.0
	69N1490CPTFLL	400	14 <sup>3</sup> / <sub>16</sub>	89 <sup>3</sup> / <sub>4</sub>	1 <sup>3</sup> / <sub>16</sub>			50 lbs. 2.8
	69N1484CPTFLL	374	14 <sup>3</sup> / <sub>16</sub>	83 <sup>3</sup> / <sub>4</sub>	1 <sup>3</sup> / <sub>16</sub>			47 lbs. 2.7
	69N1478CPTFLL	348	14 <sup>3</sup> / <sub>16</sub>	77 <sup>5</sup> / <sub>16</sub>	1 <sup>3</sup> / <sub>16</sub>			44 lbs. 2.5
	69N1472CPTFLL	322	14 <sup>3</sup> / <sub>16</sub>	71 <sup>5</sup> / <sub>16</sub>	1 <sup>3</sup> / <sub>16</sub>			40 lbs. 2.3
	69N1466CPTFLL	296	14 <sup>3</sup> / <sub>16</sub>	65 <sup>5</sup> / <sub>16</sub>	1 <sup>3</sup> / <sub>16</sub>			38 lbs. 2.1
	69N1460CPTFLL	270	14 <sup>3</sup> / <sub>16</sub>	60 <sup>3</sup> / <sub>4</sub>	1 <sup>3</sup> / <sub>16</sub>			35 lbs. 2.0
	69N1454CPTFLL	250	14 <sup>3</sup> / <sub>16</sub>	54 <sup>3</sup> / <sub>16</sub>	1 <sup>3</sup> / <sub>16</sub>			31 lbs. 1.8
	69N1448CPTFLL	239	14 <sup>3</sup> / <sub>16</sub>	48 <sup>3</sup> / <sub>16</sub>	1 <sup>3</sup> / <sub>16</sub>			28 lbs. 1.6
	69N1442CPTFLL	229	14 <sup>3</sup> / <sub>16</sub>	42 <sup>3</sup> / <sub>16</sub>	1 <sup>3</sup> / <sub>16</sub>			25 lbs. 1.4
	69N1436CPTFLL	218	14 <sup>3</sup> / <sub>16</sub>	36 <sup>3</sup> / <sub>16</sub>	1 <sup>3</sup> / <sub>16</sub>			21 lbs. 1.3
	69N1430CPTFLL	208	14 <sup>3</sup> / <sub>16</sub>	30 <sup>1</sup> / <sub>16</sub>	1 <sup>3</sup> / <sub>16</sub>			18 lbs. 1.1


- To be used on top of freestanding units for a finished look
- Hardware will be visible when open front module box or pass-through module box is used in top frame position directly below a component top

<b>LIGHT</b> 	NAC0204LTK3	\$ 47	2 <sup>1</sup> / <sub>4</sub>	3 <sup>1</sup> / <sub>2</sub>	1 <sup>1</sup> / <sub>2</sub>			54 lbs. 3.0
---	-------------	-------	-------------------------------	-------------------------------	-------------------------------	--	--	-------------

- LED light kit will include a set of 3 lights with a remote control
- Battery operated, batteries not included
- Can be attached using screws or double stick tape

<b>GANGING BRACKET</b> 	69N03GB1	\$ 78	1 <sup>3</sup> / <sub>16</sub>	2	3 <sup>1</sup> / <sub>16</sub>			2 lbs. 0.1
--	----------	-------	--------------------------------	---	--------------------------------	--	--	------------

- Specify black or silver
- Comes in a set of 4
- All must be used; 2 high and 2 in a low position
- In "L" and "T" applications, must have open modules available at intersection in order to gang

	WEIGHT LIMIT	LIST PRICE	DIMENSIONS			CARTONED CUBIC		
			D	W	H	A	KW	WEIGHT
<b>FLOATING SHELVES WALL MOUNT</b> 	20 lbs.	\$ 322	10	11 <sup>1</sup> / <sub>16</sub>	1 <sup>3</sup> / <sub>16</sub>			7 lbs. 0.4
	25 lbs.	333	10	15	1 <sup>3</sup> / <sub>16</sub>			8 lbs. 0.5
	30 lbs.	343	10	17 <sup>1</sup> / <sub>16</sub>	1 <sup>3</sup> / <sub>16</sub>			11 lbs. 0.6
	35 lbs.	374	10	24	1 <sup>3</sup> / <sub>16</sub>			13 lbs. 0.7
	40 lbs.	385	10	30	1 <sup>3</sup> / <sub>16</sub>			16 lbs. 0.9
	45 lbs.	395	10	36	1 <sup>3</sup> / <sub>16</sub>			19 lbs. 1.0
	50 lbs.	406	10	42	1 <sup>3</sup> / <sub>16</sub>			22 lbs. 1.1
	55 lbs.	416	10	48 <sup>3</sup> / <sub>16</sub>	1 <sup>3</sup> / <sub>16</sub>			25 lbs. 1.3
	60 lbs.	447	10	54	1 <sup>3</sup> / <sub>16</sub>			27 lbs. 1.4
	65 lbs.	447	10	60	1 <sup>3</sup> / <sub>16</sub>			31 lbs. 1.6
	70 lbs.	468	10	66	1 <sup>3</sup> / <sub>16</sub>			34 lbs. 1.7
	75 lbs.	504	10	71 <sup>1</sup> / <sub>16</sub>	1 <sup>3</sup> / <sub>16</sub>			36 lbs. 1.8

- Shelves are laminate
- Floating shelves are intended for display only
- Brackets included
- Hardware not included



**PRODUCT SPECIFICATIONS**

- Reference page 269 for options
- Shelves do not work in desk extension metal frames

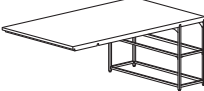
**TO ORDER, SPECIFY:**

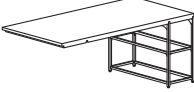
1. Model Number
2. Laminate Color
3. Paint Color

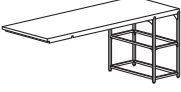
**SAMPLE MODEL NUMBER:**

69N296029DSE1MLL G1003 420

- See page 269 for all options available in Lochlyn

	MODEL NO./DESCRIPTION	LIST PRICE	DIMENSIONS				KW	CARTONED WEIGHT	CUBIC FEET
			D	W	H	A			
<b>DESK EXTENSION WORKSURFACE HEIGHT 30" DEEP</b> 	69N297229DSE1MLL	\$ 2252	28 <sup>1</sup> / <sub>16</sub>	71 <sup>1</sup> / <sub>16</sub>	28 <sup>3</sup> / <sub>16</sub>		90 lbs.	7.8	
	69N296629DSE1MLL	2216	28 <sup>1</sup> / <sub>16</sub>	65 <sup>1</sup> / <sub>16</sub>	28 <sup>3</sup> / <sub>16</sub>		87 lbs.	7.1	
	69N296029DSE1MLL	2181	28 <sup>1</sup> / <sub>16</sub>	60 <sup>1</sup> / <sub>16</sub>	28 <sup>3</sup> / <sub>16</sub>		78 lbs.	6.3	
	69N295429DSE1MLL	2152	28 <sup>1</sup> / <sub>16</sub>	54 <sup>1</sup> / <sub>16</sub>	28 <sup>3</sup> / <sub>16</sub>		71 lbs.	6.3	
	69N294829DSE1MLL	2122	28 <sup>1</sup> / <sub>16</sub>	48 <sup>1</sup> / <sub>16</sub>	28 <sup>3</sup> / <sub>16</sub>		65 lbs.	5.5	
<ul style="list-style-type: none"> <li>• Specify when using a freestanding metal frame</li> <li>• Specify with any unit containing horizontal frame member at 2 module height with 29" wide module opening</li> <li>• Ships unassembled</li> <li>• See pages 270-273 for chart</li> </ul>									

<b>DESK EXTENSION WORKSURFACE HEIGHT 24" DEEP</b> 	69N237229DSE1MLL	\$ 2181	22 <sup>1</sup> / <sub>16</sub>	71 <sup>1</sup> / <sub>16</sub>	28 <sup>3</sup> / <sub>16</sub>		73 lbs.	6.4	
	69N236629DSE1MLL	2155	22 <sup>1</sup> / <sub>16</sub>	65 <sup>1</sup> / <sub>16</sub>	28 <sup>3</sup> / <sub>16</sub>		69 lbs.	5.8	
	69N236029DSE1MLL	2137	22 <sup>1</sup> / <sub>16</sub>	60 <sup>1</sup> / <sub>16</sub>	28 <sup>3</sup> / <sub>16</sub>		64 lbs.	5.1	
	69N235429DSE1MLL	2101	22 <sup>1</sup> / <sub>16</sub>	54 <sup>1</sup> / <sub>16</sub>	28 <sup>3</sup> / <sub>16</sub>		54 lbs.	5.2	
	69N234829DSE1MLL	2075	22 <sup>1</sup> / <sub>16</sub>	48 <sup>1</sup> / <sub>16</sub>	28 <sup>3</sup> / <sub>16</sub>		56 lbs.	4.5	
<ul style="list-style-type: none"> <li>• Specify when using a freestanding metal frame</li> <li>• Specify with any unit containing horizontal frame member at 2 module height with 23" wide module opening</li> <li>• Ships unassembled</li> <li>• See pages 270-273 for chart</li> </ul>									

<b>DESK EXTENSION WORKSURFACE HEIGHT 18" DEEP</b> 	69N177229DSE1MLL	\$ 2155	16 <sup>1</sup> / <sub>16</sub>	71 <sup>1</sup> / <sub>16</sub>	28 <sup>3</sup> / <sub>16</sub>		56 lbs.	5.0	
	69N176629DSE1MLL	2130	16 <sup>1</sup> / <sub>16</sub>	65 <sup>1</sup> / <sub>16</sub>	28 <sup>3</sup> / <sub>16</sub>		53 lbs.	4.6	
	69N176029DSE1MLL	2115	16 <sup>1</sup> / <sub>16</sub>	60 <sup>1</sup> / <sub>16</sub>	28 <sup>3</sup> / <sub>16</sub>		49 lbs.	4.1	
	69N175429DSE1MLL	2081	16 <sup>1</sup> / <sub>16</sub>	54 <sup>1</sup> / <sub>16</sub>	28 <sup>3</sup> / <sub>16</sub>		45 lbs.	4.1	
	69N174829DSE1MLL	2055	16 <sup>1</sup> / <sub>16</sub>	48 <sup>1</sup> / <sub>16</sub>	28 <sup>3</sup> / <sub>16</sub>		42 lbs.	3.6	
<ul style="list-style-type: none"> <li>• Specify when using a freestanding metal frame</li> <li>• Specify with any unit containing horizontal frame member at 2 module height with 17" wide module opening</li> <li>• Ships unassembled</li> <li>• See pages 270-273 for chart</li> </ul>									

# LOCHLYN

## PRODUCT SPECIFICATIONS

- Reference page 269 for options
- Shelves do not work in desk extension metal frames

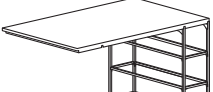
## TO ORDER, SPECIFY:

1. Model Number
2. Laminate Color
3. Paint Color


## SAMPLE MODEL NUMBER:

69N297241DSE1MLL 488 BK

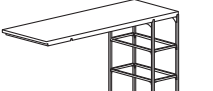
- See page 269 for all options available in Lochlyn

	MODEL NO./DESCRIPTION	LIST PRICE	DIMENSIONS			A	KW	CARTONED WEIGHT	CUBIC FEET
			D	W	H				
<b>DESK EXTENSION BAR HEIGHT 30" DEEP</b> 	69N297241DSE1MLL	\$ 2538	28 <sup>11</sup> / <sub>16</sub>	71 <sup>11</sup> / <sub>16</sub>	41 <sup>3</sup> / <sub>16</sub>			94 lbs.	7.8
	69N296641DSE1MLL	2502	28 <sup>11</sup> / <sub>16</sub>	65 <sup>11</sup> / <sub>16</sub>	41 <sup>3</sup> / <sub>16</sub>			88 lbs.	7.1
	69N296041DSE1MLL	2467	28 <sup>11</sup> / <sub>16</sub>	60 <sup>1</sup> / <sub>16</sub>	41 <sup>3</sup> / <sub>16</sub>			82 lbs.	6.8
	69N295441DSE1MLL	2438	28 <sup>11</sup> / <sub>16</sub>	54 <sup>1</sup> / <sub>16</sub>	41 <sup>3</sup> / <sub>16</sub>			75 lbs.	6.5
	69N294841DSE1MLL	2408	28 <sup>11</sup> / <sub>16</sub>	48 <sup>1</sup> / <sub>16</sub>	41 <sup>3</sup> / <sub>16</sub>			69 lbs.	6.2

- Specify when using a freestanding metal frame
- Specify with any unit containing horizontal frame member at 3 module height with 29" wide module opening
- Ships unassembled
- See pages 270-273 for chart

<b>DESK EXTENSION BAR HEIGHT 24" DEEP</b> 	69N237241DSE1MLL	\$ 2467	22 <sup>11</sup> / <sub>16</sub>	71 <sup>11</sup> / <sub>16</sub>	41 <sup>3</sup> / <sub>16</sub>			77 lbs.	6.4
	69N236641DSE1MLL	2441	22 <sup>11</sup> / <sub>16</sub>	65 <sup>11</sup> / <sub>16</sub>	41 <sup>3</sup> / <sub>16</sub>			72 lbs.	5.9
	69N236041DSE1MLL	2423	22 <sup>11</sup> / <sub>16</sub>	60 <sup>1</sup> / <sub>16</sub>	41 <sup>3</sup> / <sub>16</sub>			68 lbs.	5.6
	69N235441DSE1MLL	2387	22 <sup>11</sup> / <sub>16</sub>	54 <sup>1</sup> / <sub>16</sub>	41 <sup>3</sup> / <sub>16</sub>			62 lbs.	5.4
	69N234841DSE1MLL	2361	22 <sup>11</sup> / <sub>16</sub>	48 <sup>1</sup> / <sub>16</sub>	41 <sup>3</sup> / <sub>16</sub>			57 lbs.	5.1

- Specify when using a freestanding metal frame
- Specify with any unit containing horizontal frame member at 3 module height with 23" wide module opening
- Ships unassembled
- See pages 270-273 for chart

<b>DESK EXTENSION BAR HEIGHT 18" DEEP</b> 	69N177241DSE1MLL	\$ 2441	16 <sup>11</sup> / <sub>16</sub>	71 <sup>11</sup> / <sub>16</sub>	41 <sup>3</sup> / <sub>16</sub>			60 lbs.	5.0
	69N176641DSE1MLL	2416	16 <sup>11</sup> / <sub>16</sub>	65 <sup>11</sup> / <sub>16</sub>	41 <sup>3</sup> / <sub>16</sub>			57 lbs.	4.6
	69N176041DSE1MLL	2401	16 <sup>11</sup> / <sub>16</sub>	60 <sup>1</sup> / <sub>16</sub>	41 <sup>3</sup> / <sub>16</sub>			53 lbs.	4.4
	69N175441DSE1MLL	2367	16 <sup>11</sup> / <sub>16</sub>	54 <sup>1</sup> / <sub>16</sub>	41 <sup>3</sup> / <sub>16</sub>			49 lbs.	4.2
	69N174841DSE1MLL	2341	16 <sup>11</sup> / <sub>16</sub>	48 <sup>1</sup> / <sub>16</sub>	41 <sup>3</sup> / <sub>16</sub>			45 lbs.	4.0

- Specify when using a freestanding metal frame
- Specify with any unit containing horizontal frame member at 3 module height with 17" wide module opening
- Ships unassembled
- See pages 270-273 for chart

**PRODUCT SPECIFICATIONS**

- Reference page 269 for options
- Reference page 311 for laminate and glass shelves

**TO ORDER, SPECIFY:**

1. Model Number
2. Laminate Color
3. Paint Color

**SAMPLE MODEL NUMBER:**

69N306029DDOF2MLL PT 503

- See page 269 for all options available in Lochlyn

	MODEL NO./DESCRIPTION	LIST PRICE	DIMENSIONS				A	KW	CARTONED WEIGHT	CUBIC FEET
			D	W	H					
<b>DESK DOUBLE OPEN FRAME FREESTANDING LAMINATE TOP WORKSURFACE HEIGHT 36" DEEP</b>	69N367229DDOF2MLL	\$ 5029	36 <sup>1</sup> / <sub>8</sub>	71 <sup>1</sup> / <sub>16</sub>	28 <sup>3</sup> / <sub>16</sub>			114 lbs.	10.7	
	69N366629DDOF2MLL	4916	36 <sup>1</sup> / <sub>8</sub>	65 <sup>1</sup> / <sub>16</sub>	28 <sup>3</sup> / <sub>16</sub>			107 lbs.	9.7	
	69N366029DDOF2MLL	4881	36 <sup>1</sup> / <sub>8</sub>	60 <sup>3</sup> / <sub>16</sub>	28 <sup>3</sup> / <sub>16</sub>			99 lbs.	8.7	



- Ships unassembled
- Specify 69N1435SMSHL or 69N1435SMSHG for shelves

<b>DESK DOUBLE OPEN FRAME FREESTANDING LAMINATE TOP WORKSURFACE HEIGHT 30" DEEP</b>	69N307229DDOF2MLL	\$ 4566	30 <sup>7</sup> / <sub>16</sub>	71 <sup>1</sup> / <sub>16</sub>	28 <sup>3</sup> / <sub>16</sub>			99 lbs.	9.0
	69N306629DDOF2MLL	4452	30 <sup>7</sup> / <sub>16</sub>	65 <sup>1</sup> / <sub>16</sub>	28 <sup>3</sup> / <sub>16</sub>			93 lbs.	8.1
	69N306029DDOF2MLL	4417	30 <sup>7</sup> / <sub>16</sub>	60 <sup>3</sup> / <sub>16</sub>	28 <sup>3</sup> / <sub>16</sub>			74 lbs.	7.2



- Ships unassembled
- Specify 69N1429SMSHL or 69N1429SMSHG for shelves

<b>DESK DOUBLE OPEN FRAME FREESTANDING LAMINATE TOP WORKSURFACE HEIGHT 24" DEEP</b>	69N247229DDOF2MLL	\$ 4079	24 <sup>7</sup> / <sub>16</sub>	71 <sup>1</sup> / <sub>16</sub>	28 <sup>3</sup> / <sub>16</sub>			83 lbs.	7.5
	69N246629DDOF2MLL	3975	24 <sup>7</sup> / <sub>16</sub>	65 <sup>1</sup> / <sub>16</sub>	28 <sup>3</sup> / <sub>16</sub>			78 lbs.	6.7
	69N246029DDOF2MLL	3957	24 <sup>7</sup> / <sub>16</sub>	60 <sup>3</sup> / <sub>16</sub>	28 <sup>3</sup> / <sub>16</sub>			73 lbs.	6.0



- Ships unassembled
- Specify 69N1423SMSHL or 69N1423SMSHG for shelves

<b>DESK DOUBLE OPEN FRAME FREESTANDING LAMINATE TOP WORKSURFACE HEIGHT 18" DEEP</b>	69N187229DDOF2MLL	\$ 3949	18 <sup>7</sup> / <sub>16</sub>	71 <sup>1</sup> / <sub>16</sub>	28 <sup>3</sup> / <sub>16</sub>			67 lbs.	5.8
	69N186629DDOF2MLL	3846	18 <sup>7</sup> / <sub>16</sub>	65 <sup>1</sup> / <sub>16</sub>	28 <sup>3</sup> / <sub>16</sub>			64 lbs.	5.3
	69N186029DDOF2MLL	3831	18 <sup>7</sup> / <sub>16</sub>	60 <sup>3</sup> / <sub>16</sub>	28 <sup>3</sup> / <sub>16</sub>			60 lbs.	4.7



- Ships unassembled
- Specify 69N1417SMSHL or 69N1417SMSHG for shelves

# LOCHLYN

## PRODUCT SPECIFICATIONS

- Reference page 269 for options
- Reference page 311 for laminate and glass shelves

## TO ORDER, SPECIFY:

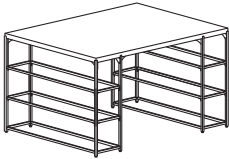
1. Model Number
2. Laminate Color
3. Paint Color

## SAMPLE MODEL NUMBER:

69N367241DDOF2MLL SK 107

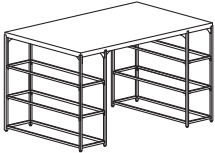
- See page 269 for all options available in Lochlyn

	MODEL NO./DESCRIPTION	LIST PRICE	DIMENSIONS			CARTONED CUBIC		
			D	W	H	A	KW	WEIGHT
<b>DESK DOUBLE OPEN FRAME FREESTANDING LAMINATE TOP BAR HEIGHT 36" DEEP</b>	69N367241DDOF2MLL	\$ 6485	36 <sup>1</sup> / <sub>16</sub>	71 <sup>1</sup> / <sub>16</sub>	41 <sup>3</sup> / <sub>16</sub>		123 lbs.	10.7
	69N366641DDOF2MLL	6112	36 <sup>1</sup> / <sub>16</sub>	65 <sup>1</sup> / <sub>16</sub>	41 <sup>3</sup> / <sub>16</sub>		116 lbs.	9.8
	69N366041DDOF2MLL	6077	36 <sup>1</sup> / <sub>16</sub>	60 <sup>3</sup> / <sub>16</sub>	41 <sup>3</sup> / <sub>16</sub>		109 lbs.	9.4



- Ships unassembled
- Specify 69N1435SMSHL or 69N1435SMSHG for shelves

<b>DESK DOUBLE OPEN FRAME FREESTANDING LAMINATE TOP BAR HEIGHT 30" DEEP</b>	69N307241DDOF2MLL	\$ 5112	30 <sup>7</sup> / <sub>16</sub>	71 <sup>1</sup> / <sub>16</sub>	41 <sup>3</sup> / <sub>16</sub>		108 lbs.	9.0
	69N306641DDOF2MLL	4920	30 <sup>7</sup> / <sub>16</sub>	65 <sup>1</sup> / <sub>16</sub>	41 <sup>3</sup> / <sub>16</sub>		102 lbs.	8.2
	69N306041DDOF2MLL	4885	30 <sup>7</sup> / <sub>16</sub>	60 <sup>3</sup> / <sub>16</sub>	41 <sup>3</sup> / <sub>16</sub>		96 lbs.	7.9



- Ships unassembled
- Specify 69N1429SMSHL or 69N1429SMSHG for shelves

<b>DESK DOUBLE OPEN FRAME FREESTANDING LAMINATE TOP BAR HEIGHT 24" DEEP</b>	69N247241DDOF2MLL	\$ 4625	24 <sup>7</sup> / <sub>16</sub>	71 <sup>1</sup> / <sub>16</sub>	41 <sup>3</sup> / <sub>16</sub>		92 lbs.	7.5
	69N246641DDOF2MLL	4443	24 <sup>7</sup> / <sub>16</sub>	65 <sup>1</sup> / <sub>16</sub>	41 <sup>3</sup> / <sub>16</sub>		87 lbs.	6.8
	69N246041DDOF2MLL	4425	24 <sup>7</sup> / <sub>16</sub>	60 <sup>3</sup> / <sub>16</sub>	41 <sup>3</sup> / <sub>16</sub>		82 lbs.	6.5



- Ships unassembled
- Specify 69N1423SMSHL or 69N1423SMSHG for shelves

<b>DESK DOUBLE OPEN FRAME FREESTANDING LAMINATE TOP BAR HEIGHT 18" DEEP</b>	69N187241DDOF2MLL	\$ 4495	18 <sup>7</sup> / <sub>16</sub>	71 <sup>1</sup> / <sub>16</sub>	41 <sup>3</sup> / <sub>16</sub>		75 lbs.	5.8
	69N186641DDOF2MLL	4314	18 <sup>7</sup> / <sub>16</sub>	65 <sup>1</sup> / <sub>16</sub>	41 <sup>3</sup> / <sub>16</sub>		71 lbs.	5.3
	69N186041DDOF2MLL	4299	18 <sup>7</sup> / <sub>16</sub>	60 <sup>3</sup> / <sub>16</sub>	41 <sup>3</sup> / <sub>16</sub>		68 lbs.	5.1



- Ships unassembled
- Specify 69N1417SMSHL or 69N1417SMSHG for shelves

**PRODUCT SPECIFICATIONS**

- Reference page 269 for options

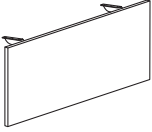
**TO ORDER, SPECIFY:**

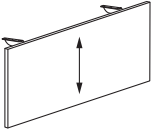
1. Model Number
2. Laminate Color

**SAMPLE MODEL NUMBER:**

69N4413MPL MC BK

- See page 269 for all options available in Lochlyn

	MODEL NO./DESCRIPTION	LIST PRICE	DIMENSIONS					CARTONED WEIGHT	CUBIC FEET
			D	W	H	A	KW		
 <p><b>MODESTY PANEL</b></p>	69N4413MPL	\$ 276	¾	43 <sup>1</sup> / <sub>16</sub>	13 <sup>3</sup> / <sub>8</sub>			13 lbs.	0.9
	69N3813MPL	265	¾	37 <sup>1</sup> / <sub>16</sub>	13 <sup>3</sup> / <sub>8</sub>			12 lbs.	0.8
	69N3213MPL	255	¾	32	13 <sup>3</sup> / <sub>8</sub>			10 lbs.	0.7
	<ul style="list-style-type: none"> <li>• Specify for open frame desk</li> <li>• For 72" wide desk, specify 69N4413MPL</li> <li>• For 66" wide desk, specify 69N3813MPL</li> <li>• For 60" wide desk, specify 69N3213MPL</li> <li>• Laminate modesty has horizontal grain direction</li> </ul>								

 <p><b>MODESTY PANEL</b></p>	69N4413MPVL	\$ 276	¾	43 <sup>1</sup> / <sub>16</sub>	13 <sup>3</sup> / <sub>8</sub>			13 lbs.	0.9
	69N3813MPVL	265	¾	37 <sup>1</sup> / <sub>16</sub>	13 <sup>3</sup> / <sub>8</sub>			12 lbs.	0.8
	69N3213MPVL	255	¾	32	13 <sup>3</sup> / <sub>8</sub>			10 lbs.	0.7
	<ul style="list-style-type: none"> <li>• Specify for open frame desk</li> <li>• For 72" wide desk, specify 69N4413MPVL</li> <li>• For 66" wide desk, specify 69N3813MPVL</li> <li>• For 60" wide desk, specify 69N3213MPVL</li> <li>• Laminate modesty has vertical grain direction</li> </ul>								

# LOCHLYN

## PRODUCT SPECIFICATIONS

- Reference page 269 for options
- Specify laminate color for the top, accent laminate for the laminate shroud, paint for the metal frame, and accent paint for the adjustable height metal legs

## TO ORDER, SPECIFY:

1. Model Number
2. Laminate Color
3. Accent Laminate
4. Paint Color
5. Accent Paint

## SAMPLE MODEL NUMBER:

69N3672DSAF2MLL 405 793 106 BK  
69N5713MPL 492 BK

- See page 269 for all options available in Lochlyn

	MODEL NO./DESCRIPTION	LIST PRICE	DIMENSIONS			A	KW	CARTONED CUBIC	
			D	W	H			WEIGHT	FEET
<b>ADJUSTABLE HEIGHT DESK FREESTANDING SHROUDED 36" DEEP</b>	69N3672DSAF2MLL	\$ 7780	36 $\frac{1}{16}$	71 $\frac{15}{16}$	26 $\frac{3}{8}$			219 lbs.	53.6
	69N3666DSAF2MLL	7655	36 $\frac{1}{16}$	66	26 $\frac{3}{8}$			233 lbs.	49.6
	69N3660DSAF2MLL	7531	36 $\frac{1}{16}$	60	26 $\frac{3}{8}$			241 lbs.	45.6



- Grain direction on shrouds is always vertical
- Wire manager located on right side of desk; removeable panel allows for easy access
- Control pad can be moved to RH or LH by the customer
- All models feature a 2 position memory
- Legs will be visible in an upper position
- Some assembly required

<b>ADJUSTABLE HEIGHT DESK FREESTANDING SHROUDED 30" DEEP</b>	69N3072DSAF2MLL	\$ 6833	30 $\frac{1}{16}$	71 $\frac{15}{16}$	26 $\frac{3}{8}$			248 lbs.	45.8
	69N3066DSAF2MLL	6739	30 $\frac{1}{16}$	66	26 $\frac{3}{8}$			213 lbs.	42.4
	69N3060DSAF2MLL	6645	30 $\frac{1}{16}$	60	26 $\frac{3}{8}$			207 lbs.	39.0



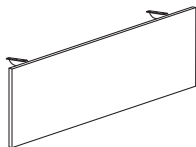
- Grain direction on shrouds is always vertical
- Wire manager located on right side of desk; removeable panel allows for easy access
- Control pad can be moved to RH or LH by the customer
- All models feature a 2 position memory
- Legs will be visible in an upper position
- Some assembly required

<b>ADJUSTABLE HEIGHT DESK FREESTANDING SHROUDED 24" DEEP</b>	69N2472DSAF2MLL	\$ 6708	24	71 $\frac{15}{16}$	26 $\frac{3}{8}$			190 lbs.	38.0
	69N2466DSAF2MLL	6614	24	66	26 $\frac{3}{8}$			185 lbs.	35.1
	69N2460DSAF2MLL	6520	24	60	26 $\frac{3}{8}$			185 lbs.	32.3



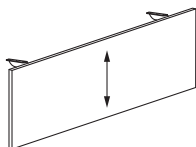
- Grain direction on shrouds is always vertical
- Wire manager located on right side of desk; removeable panel allows for easy access
- Control pad can be moved to RH or LH by the customer
- All models feature a 2 position memory
- Legs will be visible in an upper position
- Some assembly required

<b>MODESTY PANEL</b>	69N5713MPL	\$ 286	$\frac{3}{4}$	56 $\frac{7}{16}$	13 $\frac{3}{8}$			16 lbs.	1.1
	69N5113MPL	276	$\frac{3}{4}$	50 $\frac{7}{16}$	13 $\frac{3}{8}$			15 lbs.	1.0
	69N4513MPL	265	$\frac{3}{4}$	44 $\frac{7}{16}$	13 $\frac{3}{8}$			13 lbs.	0.9



- Specify for shrouded desk
- For 72" wide desk, specify 69N5713MPL
- For 66" wide desk, specify 69N5113MPL
- For 60" wide desk, specify 69N4513MPL
- Laminate modesty has horizontal grain direction

<b>MODESTY PANEL</b>	69N5713MPVL	\$ 286	$\frac{3}{4}$	56 $\frac{7}{16}$	13 $\frac{3}{8}$			16 lbs.	1.1
	69N5113MPVL	276	$\frac{3}{4}$	50 $\frac{7}{16}$	13 $\frac{3}{8}$			15 lbs.	1.0
	69N4513MPVL	265	$\frac{3}{4}$	44 $\frac{7}{16}$	13 $\frac{3}{8}$			13 lbs.	0.9



- Specify for shrouded desk
- For 72" wide desk, specify 69N5713MPVL
- For 66" wide desk, specify 69N5113MPVL
- For 60" wide desk, specify 69N4513MPVL
- Laminate modesty has vertical grain direction

**PRODUCT SPECIFICATIONS**

- Reference page 269 for options


**TO ORDER, SPECIFY:**

1. Model Number
2. Laminate Color

**SAMPLE MODEL NUMBER:**


69N1472WSSLL MC  
69N1429SESL MC

- See page 269 for all options available in Lochlyn

	MODEL NO./DESCRIPTION	LIST PRICE	DIMENSIONS					CARTONED WEIGHT	CUBIC FEET
			D	W	H	A	KW		
	69N1472WSSLL	\$ 546	14 $\frac{1}{2}$	72 $\frac{3}{8}$	1 $\frac{1}{2}$			32 lbs.	2.3
	69N1466WSSLL	520	14 $\frac{1}{2}$	66 $\frac{3}{8}$	1 $\frac{1}{2}$			29 lbs.	2.2
	69N1460WSSLL	494	14 $\frac{1}{2}$	60 $\frac{3}{8}$	1 $\frac{1}{2}$			27 lbs.	2.0
	69N1454WSSLL	473	14 $\frac{1}{2}$	54 $\frac{7}{16}$	1 $\frac{1}{2}$			24 lbs.	1.8
	69N1448WSSLL	411	14 $\frac{1}{2}$	48 $\frac{7}{16}$	1 $\frac{1}{2}$			22 lbs.	1.6
	69N1442WSSLL	400	14 $\frac{1}{2}$	42 $\frac{3}{8}$	1 $\frac{1}{2}$			19 lbs.	1.4
	69N1436WSSLL	390	14 $\frac{1}{2}$	36 $\frac{3}{8}$	1 $\frac{1}{2}$			17 lbs.	1.3
	69N1430WSSLL	380	14 $\frac{1}{2}$	30 $\frac{3}{8}$	1 $\frac{1}{2}$			14 lbs.	1.1

- Specify 2 end panels to support each wallmount worksurface
- Grain direction always runs horizontal
- Bracket included
- Hardware not included

**END PANEL SUPPORT**



69N1429SESL	\$ 290	13 $\frac{3}{16}$	1 $\frac{3}{16}$	29			13 lbs.	1.0
69N1441SESL	311	13 $\frac{3}{16}$	1 $\frac{3}{16}$	40			18 lbs.	1.3

- Specify 2 end panels to support each wallmount worksurface
- Grain direction always runs vertical
- Bracket included
- Hardware not included

# LOCHLYN

## PRODUCT SPECIFICATIONS

- Reference page 269 for options


## TO ORDER, SPECIFY:

1. Model Number
2. Laminate Color
3. Paint Color

## SAMPLE MODEL NUMBER:

69N1848BEXSMML SK 112

- See page 269 for all options available in Lochlyn

	MODEL NO./DESCRIPTION	LIST PRICE	DIMENSIONS			A	KW	CARTONED CUBIC	
			D	W	H			WEIGHT	FEET
<b>BRIDGE, SUSPENDED</b> 	69N1848BEXSMML	\$ 1743	16 <sup>1</sup> / <sub>16</sub>	47 <sup>1</sup> / <sub>16</sub>	3 <sup>1</sup> / <sub>16</sub>			34 lbs.	1.8
	69N1842BEXSMML	1643	16 <sup>1</sup> / <sub>16</sub>	41 <sup>1</sup> / <sub>16</sub>	3 <sup>1</sup> / <sub>16</sub>			30 lbs.	1.4
	69N1836BEXSMML	1493	16 <sup>1</sup> / <sub>16</sub>	36 <sup>1</sup> / <sub>16</sub>	3 <sup>1</sup> / <sub>16</sub>			26 lbs.	1.2
	69N1830BEXSMML	1371	16 <sup>1</sup> / <sub>16</sub>	30 <sup>7</sup> / <sub>16</sub>	3 <sup>1</sup> / <sub>16</sub>			23 lbs.	1.6

- Specify to mount between any two freestanding frames
- Ships unassembled



**PRODUCT SPECIFICATIONS**

- Reference page 269 for options

**TO ORDER, SPECIFY:**

1. Model Number
2. Fabric Grade
3. Fabric Color

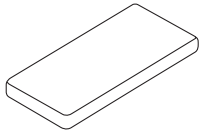
**SAMPLE MODEL NUMBER:**

69N17LNRF 3 30702

- See page 269 for all options available in Lochlyn

**MODEL NO./DESCRIPTION**

**PET BED LINER**



**GRADE / LIST PRICE**

		1	2/COM	3/COL	4	5	6	7	L7	L8
69N17LNRF	\$	494	510	517	529	541	563	592	729	773

**ALLIANCE GRADE / LIST PRICE**

	A	B	C	D	E	F	G	H	I	J
\$	521	537	550	564	579	595	607	624	640	656

	K	L	M	N	O	P	Q	R	S	T
\$	682	733	765	782	799	816	832	848	865	881

**GRADE / LIST PRICE**

		1	2/COM	3/COL	4	5	6	7	L7	L8
69N23LNRF	\$	562	581	589	603	617	643	676	836	888

**ALLIANCE GRADE / LIST PRICE**

	A	B	C	D	E	F	G	H	I	J
\$	594	612	627	643	661	680	694	713	733	751

	K	L	M	N	O	P	Q	R	S	T
\$	781	841	878	898	918	937	957	975	995	1014

**GRADE / LIST PRICE**

		1	2/COM	3/COL	4	5	6	7	L7	L8
69N29LNRF	\$	614	644	656	678	701	741	793	1044	1126

**ALLIANCE GRADE / LIST PRICE**

	A	B	C	D	E	F	G	H	I	J
\$	664	693	716	742	769	799	822	852	882	911

	K	L	M	N	O	P	Q	R	S	T
\$	958	1053	1111	1142	1174	1204	1234	1263	1294	1324

**DIMENSIONS**

Width - 69N17LNRF	16	Depth	13	Weight - 69N17LNRF	1
Width - 69N23LNRF	22	Height	3	Weight - 69N23LNRF	2
Width - 69N29LNRF	28			Weight - 69N29LNRF	2
				Cubic Ft.	1.8

- Specify to fit inside module trays page 311
- See page 269 for fabric options
- Specify 69N17LNRF for 17" wide tray
- Specify 69N23LNRF for 23" wide tray
- Specify 69N29LNRF for 29" wide tray

# LOCHLYN

## PRODUCT SPECIFICATIONS

• Reference page 269 for options

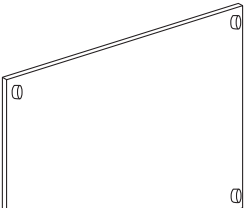
## TO ORDER, SPECIFY:

1. Model Number
2. Paint Color

## SAMPLE MODEL NUMBER:

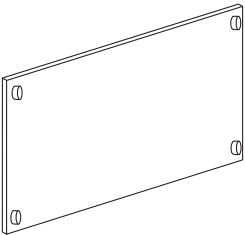
69N5060PVMPG 112

• See page 269 for all options available in Lochlyn

	MODEL NO./DESCRIPTION	LIST PRICE	DIMENSIONS					CARTONED CUBIC	
			D	W	H	A	KW	WEIGHT	FEET
<b>PRIVACY SCREEN BACKPAINTED GLASS 50" HIGH</b> 	69N5060PVMPG	\$ 2579	¼	60 <sup>7</sup> / <sub>16</sub>	50 <sup>3</sup> / <sub>8</sub>			70 lbs.	3.6
	69N5054PVMPG	2475	¼	54 <sup>7</sup> / <sub>16</sub>	50 <sup>3</sup> / <sub>8</sub>			63 lbs.	3.2
	69N5048PVMPG	2371	¼	48 <sup>7</sup> / <sub>16</sub>	50 <sup>3</sup> / <sub>8</sub>			56 lbs.	2.9
	69N5042PVMPG	2267	¼	42 <sup>7</sup> / <sub>16</sub>	50 <sup>3</sup> / <sub>8</sub>			49 lbs.	2.6
	69N5036PVMPG	1856	¼	36 <sup>7</sup> / <sub>16</sub>	50 <sup>3</sup> / <sub>8</sub>			42 lbs.	2.3
	69N5030PVMPG	1752	¼	30 <sup>7</sup> / <sub>16</sub>	50 <sup>3</sup> / <sub>8</sub>			35 lbs.	2.0
	69N5024PVMPG	1311	¼	24 <sup>7</sup> / <sub>16</sub>	50 <sup>3</sup> / <sub>8</sub>			28 lbs.	1.6
	69N5018PVMPG	981	¼	18 <sup>7</sup> / <sub>16</sub>	50 <sup>3</sup> / <sub>8</sub>			21 lbs.	1.3

- Privacy screens attach to freestanding metal frames. 50" high screens can be used on 4, 5, or 6 module high frames
- 50" high screens are to cover 4 module high openings where a vertical and horizontal aluminum frame intersect
- Screens will fully overlay module openings
- White backpainted glass includes single writable face
- Hardware included for installation
- See thought starters on page 328

## PRIVACY SCREEN BACKPAINTED GLASS 38" HIGH



69N3860PVMPG	\$ 2347	¼	60 <sup>7</sup> / <sub>16</sub>	37 <sup>13</sup> / <sub>16</sub>			53 lbs.	2.8
69N3854PVMPG	2293	¼	54 <sup>7</sup> / <sub>16</sub>	37 <sup>13</sup> / <sub>16</sub>			48 lbs.	2.5
69N3848PVMPG	2239	¼	48 <sup>7</sup> / <sub>16</sub>	37 <sup>13</sup> / <sub>16</sub>			42 lbs.	2.3
69N3842PVMPG	1917	¼	42 <sup>7</sup> / <sub>16</sub>	37 <sup>13</sup> / <sub>16</sub>			37 lbs.	2.0
69N3836PVMPG	1596	¼	36 <sup>7</sup> / <sub>16</sub>	37 <sup>13</sup> / <sub>16</sub>			32 lbs.	1.8
69N3830PVMPG	1274	¼	30 <sup>7</sup> / <sub>16</sub>	37 <sup>13</sup> / <sub>16</sub>			27 lbs.	1.5
69N3824PVMPG	952	¼	24 <sup>7</sup> / <sub>16</sub>	37 <sup>13</sup> / <sub>16</sub>			21 lbs.	2.3
69N3818PVMPG	733	¼	18 <sup>7</sup> / <sub>16</sub>	37 <sup>13</sup> / <sub>16</sub>			16 lbs.	1.0

- Privacy screens attach to freestanding metal frames. 38" high screens can be used on 3, 4, 5, or 6 module high frames
- 38" high screens are to cover 3 module high openings where a vertical and horizontal aluminum frame intersect
- Screens will fully overlay module openings
- White backpainted glass includes single writable face
- Hardware included for installation
- See thought starters on page 328

**PRODUCT SPECIFICATIONS**

• Reference page 269 for options

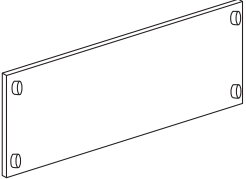
**TO ORDER, SPECIFY:**

1. Model Number
2. Paint Color

**SAMPLE MODEL NUMBER:**

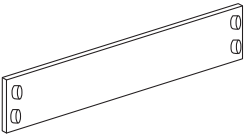
69N1330PVMPG BK

• See page 269 for all options available in Lochlyn

	MODEL NO./DESCRIPTION	LIST PRICE	DIMENSIONS				CARTONED WEIGHT	CUBIC FEET
			D	W	H	A KW		
<b>PRIVACY SCREEN BACKPAINTED GLASS 25" HIGH</b> 	69N2560PVMPG	\$ 1576	¼	60 <sup>3</sup> / <sub>16</sub>	25 <sup>3</sup> / <sub>16</sub>		35 lbs.	2.0
	69N2554PVMPG	1522	¼	54 <sup>3</sup> / <sub>16</sub>	25 <sup>3</sup> / <sub>16</sub>		31 lbs.	1.8
	69N2548PVMPG	1467	¼	48 <sup>3</sup> / <sub>16</sub>	25 <sup>3</sup> / <sub>16</sub>		28 lbs.	1.6
	69N2542PVMPG	1258	¼	42 <sup>3</sup> / <sub>16</sub>	25 <sup>3</sup> / <sub>16</sub>		24 lbs.	1.0
	69N2536PVMPG	1048	¼	36 <sup>3</sup> / <sub>16</sub>	25 <sup>3</sup> / <sub>16</sub>		21 lbs.	1.3
	69N2530PVMPG	839	¼	30 <sup>3</sup> / <sub>16</sub>	25 <sup>3</sup> / <sub>16</sub>		17 lbs.	1.1
	69N2524PVMPG	630	¼	24 <sup>3</sup> / <sub>16</sub>	25 <sup>3</sup> / <sub>16</sub>		14 lbs.	0.8
	69N2518PVMPG	544	¼	18 <sup>3</sup> / <sub>16</sub>	25 <sup>3</sup> / <sub>16</sub>		10 lbs.	0.7

- Privacy screens attach to freestanding metal frames. 25" high screens can be used on 2, 3, 4, 5, or 6 module high frames
- 25" high screens are to cover 2 module high openings where a vertical and horizontal aluminum frame intersect
- Screens will fully overlay module openings
- White backpainted glass includes single writable face
- Hardware included for installation
- See thought starters on page 328

**PRIVACY SCREEN  
BACKPAINTED GLASS  
13" HIGH**



69N1360PVMPG	\$ 1087	¼	60 <sup>3</sup> / <sub>16</sub>	12 <sup>3</sup> / <sub>16</sub>		18 lbs.	1.2
69N1354PVMPG	1033	¼	54 <sup>3</sup> / <sub>16</sub>	12 <sup>3</sup> / <sub>16</sub>		16 lbs.	1.1
69N1348PVMPG	979	¼	48 <sup>3</sup> / <sub>16</sub>	12 <sup>3</sup> / <sub>16</sub>		15 lbs.	1.0
69N1342PVMPG	833	¼	42 <sup>3</sup> / <sub>16</sub>	12 <sup>3</sup> / <sub>16</sub>		13 lbs.	0.9
69N1336PVMPG	687	¼	36 <sup>3</sup> / <sub>16</sub>	12 <sup>3</sup> / <sub>16</sub>		11 lbs.	0.8
69N1330PVMPG	543	¼	30 <sup>3</sup> / <sub>16</sub>	12 <sup>3</sup> / <sub>16</sub>		9 lbs.	0.7
69N1324PVMPG	440	¼	24 <sup>3</sup> / <sub>16</sub>	12 <sup>3</sup> / <sub>16</sub>		7 lbs.	0.6
69N1318PVMPG	393	¼	18 <sup>3</sup> / <sub>16</sub>	12 <sup>3</sup> / <sub>16</sub>		5 lbs.	0.4

- Privacy screens attach to freestanding metal frames. 13" high screens can be used on 1, 2, 3, 4, 5, or 6 module high frames
- 13" high screens are to cover 1 module high openings where a vertical and horizontal aluminum frame intersect
- Screens will fully overlay module openings
- White backpainted glass includes single writable face
- Hardware included for installation
- See thought starters on page 328

# LOCHLYN

## PRODUCT SPECIFICATIONS

- Reference page 269 for options

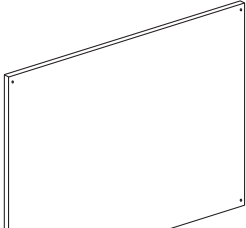
## TO ORDER, SPECIFY:

1. Model Number
2. PET Color
3. Paint Color

## SAMPLE MODEL NUMBER:

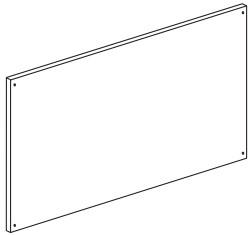
69N3824PVMPP NOR 113

- See page 269 for all options available in Lochlyn

	MODEL NO./DESCRIPTION	LIST PRICE	DIMENSIONS				CARTONED CUBIC		
			D	W	H	A	KW	WEIGHT	FEET
<b>PRIVACY SCREEN PET 50" HIGH</b>  	69N5060PVMPP	\$ 2070	½	60 <sup>7</sup> / <sub>16</sub>	50 <sup>3</sup> / <sub>8</sub>			10 lbs.	3.6
	69N5054PVMPP	1986	½	54 <sup>7</sup> / <sub>16</sub>	50 <sup>3</sup> / <sub>8</sub>			9 lbs.	3.2
	69N5048PVMPP	1766	½	48 <sup>7</sup> / <sub>16</sub>	50 <sup>3</sup> / <sub>8</sub>			8 lbs.	2.9
	69N5042PVMPP	1426	½	42 <sup>7</sup> / <sub>16</sub>	50 <sup>3</sup> / <sub>8</sub>			7 lbs.	2.6
	69N5036PVMPP	1418	½	36 <sup>7</sup> / <sub>8</sub>	50 <sup>3</sup> / <sub>8</sub>			6 lbs.	2.3
	69N5030PVMPP	1217	½	30 <sup>7</sup> / <sub>16</sub>	50 <sup>3</sup> / <sub>8</sub>			5 lbs.	2.0
	69N5024PVMPP	1054	½	24 <sup>7</sup> / <sub>16</sub>	50 <sup>3</sup> / <sub>8</sub>			4 lbs.	1.6
	69N5018PVMPP	1000	½	18 <sup>7</sup> / <sub>16</sub>	50 <sup>3</sup> / <sub>8</sub>			3 lbs.	1.3

- Privacy screens attach to freestanding metal frames. 50" high screens can be used on 4, 5, or 6 module high frames
- 50" high screens are to cover 4 module high openings where a vertical and horizontal aluminum frame intersect
- Screens will fully overlay module openings
- 69N5060PVMPP, 69N5054PVMPP, and 69N5048PVMPP are 2 piece units with a seam
- Hardware included for installation
- See thought starters on page 328

## PRIVACY SCREEN PET 38" HIGH



69N3860PVMPP	\$ 1882	½	60 <sup>7</sup> / <sub>16</sub>	37 <sup>13</sup> / <sub>16</sub>			8 lbs.	2.8
69N3854PVMPP	1451	½	54 <sup>7</sup> / <sub>16</sub>	37 <sup>13</sup> / <sub>16</sub>			7 lbs.	2.5
69N3848PVMPP	1360	½	48 <sup>7</sup> / <sub>16</sub>	37 <sup>13</sup> / <sub>16</sub>			6 lbs.	2.3
69N3842PVMPP	1180	½	42 <sup>7</sup> / <sub>16</sub>	37 <sup>13</sup> / <sub>16</sub>			6 lbs.	2.0
69N3836PVMPP	1174	½	36 <sup>7</sup> / <sub>8</sub>	37 <sup>13</sup> / <sub>16</sub>			5 lbs.	1.8
69N3830PVMPP	980	½	30 <sup>7</sup> / <sub>16</sub>	37 <sup>13</sup> / <sub>16</sub>			4 lbs.	1.5
69N3824PVMPP	817	½	24 <sup>7</sup> / <sub>16</sub>	37 <sup>13</sup> / <sub>16</sub>			3 lbs.	1.3
69N3818PVMPP	759	½	18 <sup>7</sup> / <sub>16</sub>	37 <sup>13</sup> / <sub>16</sub>			2 lbs.	1.0

- Privacy screens attach to freestanding metal frames. 38" high screens can be used on 3, 4, 5, or 6 module high frames
- 38" high screens are to cover 3 module high openings where a vertical and horizontal aluminum frame intersect
- Screens will fully overlay module openings
- Hardware included for installation
- See thought starters on page 328

**PRODUCT SPECIFICATIONS**

- Reference page 269 for options

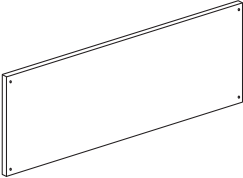
**TO ORDER, SPECIFY:**

1. Model Number
2. PET Color
3. Paint Color

**SAMPLE MODEL NUMBER:**

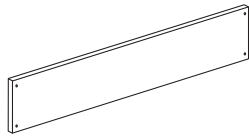
69N2518PVMPP NOR 503

- See page 269 for all options available in Lochlyn

	MODEL NO./DESCRIPTION	LIST PRICE	DIMENSIONS				CARTONED CUBIC		
			D	W	H	A	KW	WEIGHT	FEET
<b>PRIVACY SCREEN PET 25" HIGH</b>  	69N2560PVMPP	\$ 1782	½	60 <sup>1</sup> / <sub>16</sub>	25 <sup>3</sup> / <sub>16</sub>			5 lbs.	2.0
	69N2554PVMPP	1158	½	54 <sup>1</sup> / <sub>16</sub>	25 <sup>3</sup> / <sub>16</sub>			5 lbs.	1.8
	69N2548PVMPP	1022	½	48 <sup>1</sup> / <sub>16</sub>	25 <sup>3</sup> / <sub>16</sub>			4 lbs.	1.6
	69N2542PVMPP	814	½	42 <sup>1</sup> / <sub>16</sub>	25 <sup>3</sup> / <sub>16</sub>			4 lbs.	1.4
	69N2536PVMPP	742	½	36 <sup>1</sup> / <sub>16</sub>	25 <sup>3</sup> / <sub>16</sub>			3 lbs.	1.3
	69N2530PVMPP	714	½	30 <sup>1</sup> / <sub>16</sub>	25 <sup>3</sup> / <sub>16</sub>			3 lbs.	1.1
	69N2524PVMPP	654	½	24 <sup>1</sup> / <sub>16</sub>	25 <sup>3</sup> / <sub>16</sub>			2 lbs.	0.9
	69N2518PVMPP	592	½	18 <sup>1</sup> / <sub>16</sub>	25 <sup>3</sup> / <sub>16</sub>			2 lbs.	0.7

- Privacy screens attach to freestanding metal frames. 25" high screens can be used on 2, 3, 4, 5, or 6 module high frames
- 25" high screens are to cover 2 module high openings where a vertical and horizontal aluminum frame intersect
- Screens will fully overlay module openings
- Hardware included for installation
- See thought starters on page 328

**PRIVACY SCREEN PET  
13" HIGH**



69N1360PVMPP	\$ 909	½	60 <sup>1</sup> / <sub>16</sub>	12 <sup>3</sup> / <sub>16</sub>			3 lbs.	1.2
69N1354PVMPP	878	½	54 <sup>1</sup> / <sub>16</sub>	12 <sup>3</sup> / <sub>16</sub>			2 lbs.	1.1
69N1348PVMPP	847	½	48 <sup>1</sup> / <sub>16</sub>	12 <sup>3</sup> / <sub>16</sub>			2 lbs.	1.0
69N1342PVMPP	696	½	42 <sup>1</sup> / <sub>16</sub>	12 <sup>3</sup> / <sub>16</sub>			2 lbs.	0.9
69N1336PVMPP	627	½	36 <sup>1</sup> / <sub>16</sub>	12 <sup>3</sup> / <sub>16</sub>			2 lbs.	0.8
69N1330PVMPP	599	½	30 <sup>1</sup> / <sub>16</sub>	12 <sup>3</sup> / <sub>16</sub>			1 lbs.	0.7
69N1324PVMPP	464	½	24 <sup>1</sup> / <sub>16</sub>	12 <sup>3</sup> / <sub>16</sub>			1 lbs.	0.6
69N1318PVMPP	463	½	18 <sup>1</sup> / <sub>16</sub>	12 <sup>3</sup> / <sub>16</sub>			1 lbs.	0.4

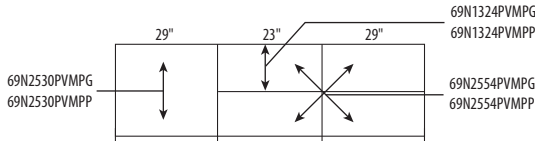
- Privacy screens attach to freestanding metal frames. 13" high screens can be used on 1, 2, 3, 4, 5, or 6 module high frames
- 13" high screens are to cover 1 module high openings where a vertical and horizontal aluminum frame intersect
- Screens will fully overlay module openings
- Hardware included for installation
- See thought starters on page 328

# LOCHLYN - THOUGHT STARTERS

- Must have both vertical and horizontal aluminum frame to attach a screen
- Screens will fully overlay the metal frame and attach using brackets with stanchions
- Nominal screen width is approximately 1" larger than nominal module opening width EXCEPT when spanning multiple vertical frames as stack up will occur
- Illustrations below are showing examples only; other combinations can be achieved
- Dimensions shown above each frame section represent the module opening width

- 60" wide screens fit two 29" wide module openings
- 54" wide screens fit a combined 29" wide module + 23" wide module opening
- 48" wide screens fit two 23" wide module openings
- 42" wide screens fit a combined 23" wide module + 17" wide module opening
- 36" wide screens fit two 17" wide module openings
- 30" wide screens fit a single 29" wide module opening
- 24" wide screens fit a single 23" wide module opening
- 18" wide screens fit a single 17" wide module opening

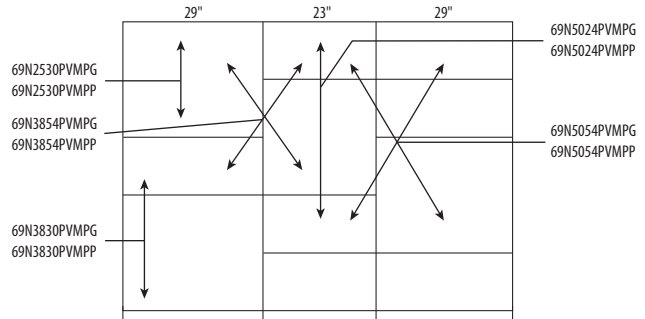
## MODEL 69N8427AFRFM (Style A) FREESTANDING METAL FRAME 2 MODULE HIGH



### EXAMPLES

- 69N2530PVMPG fits a 2 high, 29" wide module opening
- 69N1324PVMPG fits a 1 high, 23" wide module opening
- 69N2554PVMPG fits a 2 high, 52" wide combined module openings (23" wide + 29" wide modules)

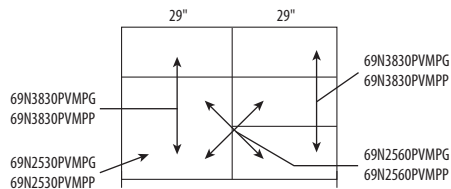
## MODEL 69N8465AFRFM (Style A) FREESTANDING METAL FRAME 5 MODULE HIGH



### EXAMPLES

- 69N2530PVMPG fits a 2 high, 29" wide module opening
- 69N3854PVMPG fits a 3 high, 52" wide combined module opening (29" wide + 23" wide module opening)
- 69N3830PVMPG fits a 3 high, 29" wide module opening
- 69N5024PVMPG fits a 4 high, 23" wide module opening
- 69N5054PVMPG fits a 4 high, combined 52" wide module opening (23" wide + 29" wide module opening)

## MODEL 69N6040AFRFM (Style A) FREESTANDING METAL FRAME 3 MODULE HIGH

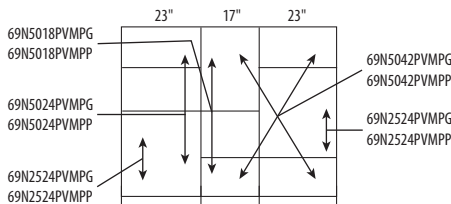


### EXAMPLES

- 69N3830PVMPG fits a 3 high, 29" wide module opening
- 69N2530PVMPG fits a 2 high, 29" wide module opening
- 69N2560PVMPG fits a 2 high, 58" wide combined module opening (29" wide + 29" wide modules)

- Models 69N3860PVMPG or 69N3860PVMPP would cover the entire frame

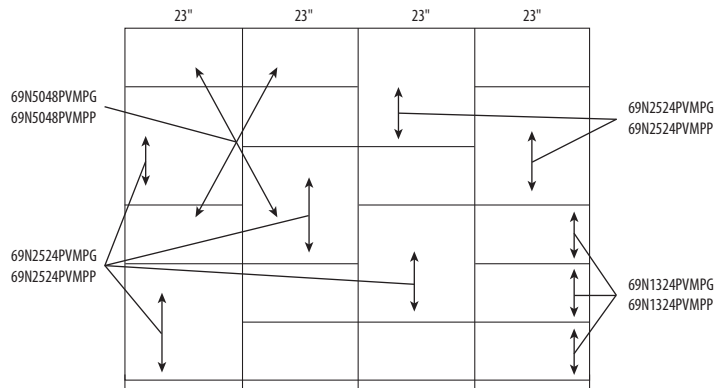
## MODEL 69N6652AFRFM (Style A) FREESTANDING METAL FRAME 4 MODULE HIGH



### EXAMPLES

- 69N5018PVMPG fits a 4 high, 17" wide module opening
- 69N5024PVMPG fits a 4 high, 23" wide module opening
- 69N2524PVMPG fits a 2 high, 23" wide module opening
- 69N5042PVMPG fits a 4 high, 40" wide combined module opening (17" wide + 23" wide module opening)

## MODEL 69N9678AFRFM (Style A) FREESTANDING METAL FRAME 6 MODULE HIGH



### EXAMPLES

- 69N5048PVMPG fits a 4 high, 46" wide combined module opening (23" wide + 23" wide module opening)
- 69N2524PVMPG fits a 2 high, 23" wide module opening
- 69N1324PVMPG fits a 1 high, 23" wide module opening

**PRODUCT SPECIFICATIONS**

- Reference page 269 for options


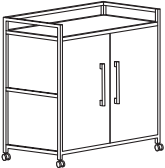
**TO ORDER, SPECIFY:**

1. Model Number
2. Pull
3. Drawer/Laminate Color
4. Laminate Color
5. Paint Color

**SAMPLE MODEL NUMBER:**

69N1836MUCMLL 87MB 405 G1002 463

- See page 269 for all options available in Lochlyn

	MODEL NO./DESCRIPTION	LIST PRICE	DIMENSIONS					CARTONED CUBIC	
			D	W	H	A	KW	WEIGHT	FEET
<p><b>MOBILE UTILITY CART</b></p> 	<p>69N1836MUCMLL</p> <ul style="list-style-type: none"> <li>• Unit has 4 locking casters</li> <li>• Unit has non-locking drawer and lower shelf</li> <li>• Some assembly required</li> </ul>	\$ 3328	18 $\frac{7}{16}$	36 $\frac{1}{8}$	35 $\frac{1}{2}$			128 lbs.	7.8
<p><b>MOBILE STORAGE CART</b></p> 	<p>69N1836MSCMLL</p> <ul style="list-style-type: none"> <li>• Unit has 4 locking casters</li> <li>• 1 adjustable shelf behind hinged doors</li> <li>• Unit has non-locking doors</li> <li>• Some assembly required</li> </ul>	\$ 3432	18 $\frac{7}{16}$	36 $\frac{1}{8}$	35 $\frac{1}{2}$			129 lbs.	18.9

