
RENEGADE

Product Specifications	114
Product Options	115
Drawer Specifications	117
Grommet and Grommet Cutout Location Options	118
Thought Starters	119
L Arrangements	121
U Arrangements	123
Product Pages	125

RENEGADE

PRODUCT SPECIFICATIONS

WORKSURFACE

- Worksurfaces are 1½" TFL (thermally fused laminate) or 1¾" HPL (high pressure laminate)
- Worksurfaces feature a 3mm softened PVC rim that matches the worksurface laminate
- Grain direction runs left-to-right unless noted (assembled bridges and returns woodgrain runs front-to-back)

CHASSIS CONSTRUCTION

- TFL (thermally fused laminate) chassis fastened by screws, quick assembly fasteners and hardwood cleats
- ¾" thick full modesty panels
- 1½" thick end panels
- Standard leveling glides
- Vertical grain direction unless noted (any modesty of 60" wide or wider will have horizontal grain direction)
- Laminate with horizontal grain (example: Sable Horizontal 792H) will always have horizontal grain direction
- Shell based units will be shipped unassembled, units are shipped with quick assembly fasteners for easy assembly in the field
- Shell chassis available in worksurface and box/file heights
- Back panels are fully finished unless noted

LINKABLE SHELLS AND FREESTANDING SHELLS

- Freestanding shells have 2 full end panels; pedestals can be added
- Freestanding shells can also be attached to a return or linkable shell to create a size or shape to fit your workspace
- Linkable shells come with either 1 full end panel and 1 narrow end panel or 2 narrow end panels
- Linkable shells with 1 full end panel and 1 narrow end panel allow you to attach additional linkables to the narrow end panel side and run the length you need to fit your workspace
- Linkable shells with 2 narrow panels allow you to attach to both ends of your linkable shell and run the length you need to fit your workspace
- Support panels are required for any worksurface span over 48" that is not supported
- All shells are shipped KD (knock down)

HIGHBACK ORGANIZERS, WALL MOUNTS AND SET-ON BOOKCASE DOORS

- Laminate, frosted resin or no doors
- Resin doors have aluminum frames available in Cinder or Platinum Metallic
- Resin is ½" thick, 1-sided

PEDESTALS

- Full, 3-quarter lower height and mobile pedestal options
- Mobile pedestals available with and without cushion
- Standard wire management on pedestal ends allow for routing wires

DRAWERS

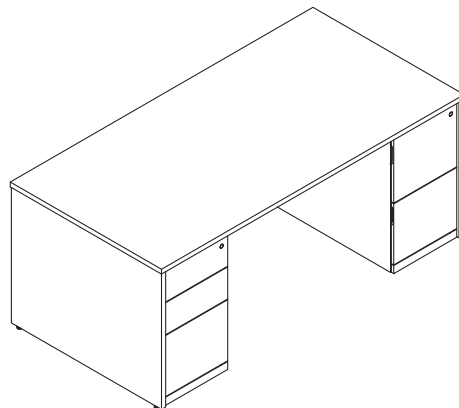
- Drawers feature 5-sided construction allowing for easy removal/replacement of drawer fronts
- Sides, back and front are ½" thick woodgrain vinyl wrapped
- Drawer fronts are 3-ply construction with matched woodgrain
- For interior drawer dimensions, reference page 117

DRAWER PULLS

- 3 pull styles: Integrated, Level and Beam
- Level and Beam pulls available in Cinder, Concrete, Iron and Platinum Metallic

DRAWER SUSPENSIONS

- Box and file drawers are equipped with black, full extension, progressive action slides
- Precision steel ball bearings combined with sequence slide movement ensure long lasting operation
- All suspensions have a lifetime warranty



FILING

- Drawers are equipped with black metal filing hardware that accommodates various filing requirements
- No-tool, easy installation allows for quick interchangeable filing capabilities
- Refer to page 117 for complete filing details

CORD MANAGEMENT

- Round black grommets are optional in worksurface and end panels
- Standard in highback organizers
- When worksurface grommets are ordered, half-moon grommets will come standard on the modesty of all bridges, credenzas, returns and shells
- Grommet cutouts are available in worksurface for power option that is ordered separately
- Refer to page 118 for grommet locations

LOCKING

- Black and silver lock cores are available
- Key Random means lock cores/keys are randomly (1-5) picked and factory installed in unit
- Key Specific means you can pick any number (1-200) for black or silver lock core/key. Must specify the lock core model separately; not factory installed and will ship separately
- Specify a change key to remove and change lock cores
- To order key specific lock cores, change keys, and master keys, reference page 411

EZ ARRANGEMENT MODEL NUMBERS

- Specify quickly and accurately with National's EZ Arrangement models. In each series, the most popular options have been pre-selected for a complete L or U configuration. Just choose the left or right model number, add a finish and you are done

CUSTOMER SPECIFIED LAMINATE

- Cannot use CSL (customer specified laminate) due to rim profile

DIMENSION KEY

D	Depth
W	Width
H	Height
A	Overhang: Approach Side
KW	Kneespace Width
DI	Diameter

WORKSURFACE LAMINATE

WOODGRAIN LAMINATE

AC2	Autumn 2	NM	Natural
AD	Almond	PB	Portobello
CL	Caramel	PT	Portico
CW	Cordovan	SK	Skyline
DW	Judicial	SM	Sonoma
HN2	Honey 2	TF	Truffle
IM	Brighton	792	Sable
MC	Amber	793	Acorn
MH	Mocha		

• CSL not available

SOLID LAMINATE

405	Designer White
419	Wallaby
425	Shadow
440	Cloud
461	Graphite
462	Cinder
478	Platinum Grey
488	Frosty White
491	Designer White Linear
492	Cinder Linear

GALLERY LAMINATE

Grade 1 – 5% upcharge	
G1001	Citadel
G1011	Pepperdust
Grade 2 – 6% upcharge	
G1002	Planked Raw Oak
G1003	Evening Notte
G1004	Kirsche
G1005	Midnight Run
G1006	Sepia Walnut
G1007	Serotina
G1008	Timeless
G1009	White Nebbia
G1012	Phantom Ecru

CHASSIS LAMINATE

WOODGRAIN LAMINATE

AC2	Autumn 2
AD	Almond
ADH	Almond Horizontal
CL	Caramel
CW	Cordovan
DW	Judicial
HN2	Honey 2
IM	Brighton
MC	Amber
MH	Mocha
NM	Natural
PB	Portobello
PBH	Portobello Horizontal
PT	Portico
PTH	Portico Horizontal
SK	Skyline
SKH	Skyline Horizontal
SM	Sonoma
SMH	Sonoma Horizontal
TF	Truffle
792	Sable
792H	Sable Horizontal
793	Acorn

SOLID LAMINATE

405	Designer White
419	Wallaby
425	Shadow
440	Cloud
461	Graphite
462	Cinder
478	Platinum Grey
488	Frosty White
491	Designer White Linear
491H	Designer White Linear Horizontal
492	Cinder Linear
492H	Cinder Linear Horizontal

GALLERY LAMINATE

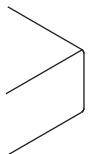
Grade 1 – 5% upcharge	
G1001	Citadel
G1011	Pepperdust
Grade 2 – 6% upcharge	
G1002	Planked Raw Oak
G1003	Evening Notte
G1004	Kirsche
G1005	Midnight Run
G1006	Sepia Walnut
G1007	Serotina
G1008	Timeless
G1009	White Nebbia
G1012	Phantom Ecru

See page 21 for Gallery program details and upcharges

METAL COLORS

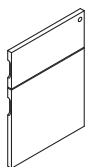
462	Cinder
501	Platinum Metallic

RIM PROFILE

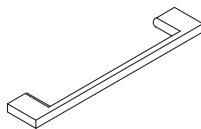


Softened PVC

PULL OPTIONS

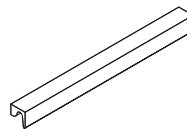


Integrated (86)



Beam (87)

87MB	Cinder
87CC	Concrete
81IR	Iron
87PL	Platinum Metallic (Boring Pattern 128mm)



Level (88)

88MB	Cinder
88CC	Concrete
88IR	Iron
88PL	Platinum Metallic (Boring Pattern 128mm)

LOCKING

KEY RANDOM

KRB	Black
KRS	Silver

KEY SPECIFIC

KS1B	Black, 1 lock per unit
KS1S	Silver, 1 lock per unit
KS2B	Black, 2 locks per unit
KS2S	Silver, 2 locks per unit
KS3B	Black, 3 locks per unit
KS3S	Silver, 3 locks per unit
KS4B	Black, 4 locks per unit
KS4S	Silver, 4 locks per unit

Unit list price will be reduced by \$18 per lock when selecting Key Specific option. Must order specific lock cores separately (\$18 list each). See page 411 for Key Specific model numbers.

Quick Delivery—Specify MC, CW, 478 or 874/MC as worksurface/chassis combinations

RENEGADE - CONFIGURATION OPTIONS

GROMMET AND CUTOUT OPTIONS

If no grommet is desired, specify an X (No Grommet)

Round Worksurface Grommet, Black Plastic

\$25 list for each grommet

- G1L Left
- G1R Right
- G1LR Left & Right
- G1C Center
- G1A Left, Right & Center



- Reference page 118 for grommet locations

Round End Panel Grommet, Black Plastic

\$25 list for each grommet

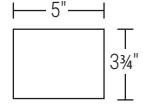
- GE1L Left
- GE1R Right
- GE1LR Left & Right



Cutout Option for 1 Touch Pivoting Power Grommet

\$25 list upcharge per cutout location

- CUT-G17L Left
- CUT-G17R Right
- CUT-G17LR Left & Right
- CUT-G17C Center
- CUT-G17A All

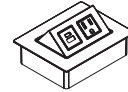


- Reference page 118 for cutout locations of CUT-G17



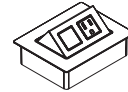
NACG17AELPGB, NACG17AELPGS, and NACG17AELPGW (Sold Separately)

- Reference page 418 pricing and details



NACG17BELPGB, NACG17BELPGS, and NACG17BELPGW (Sold Separately)

- Reference page 418 pricing and details



NACG17CELPGB, NACG17CELPGS, and NACG17CELPGW (Sold Separately)

- Reference page 418 pricing and details

NOTE: Interlink IQ units are available in the Accessories section



QUICK DELIVERY MODELS

Models starting with a "Q" will have the following options in stock:

Q models include grommet(s) upcharge

Pull: Integrated pull (86)

Grommets: Returns, bridges and kneespace credenzas have center grommets on worksurface. Storage and single pedestal credenzas will have left and right grommets on worksurface.

Locking: Random black cores

Finish: Specify MC, CW or 478 as worksurface/chassis combinations

DRAWER SPECIFICATIONS

DESCRIPTION	INTERIOR DIMENSIONS			FILING CAPABILITIES	
	DRAWER	INSIDE WIDTH	INSIDE DEPTH		INSIDE HEIGHT
Desks	Box	11 ¹⁵ / ₁₆ "	17"	2"	Letter filing front-to-back or side-to-side
All double and single pedestals, all sizes	File	11 ¹⁵ / ₁₆ "	17"	9 ³ / ₈ "	Legal and EDP filing side-to-side
Returns	Box	11 ¹⁵ / ₁₆ "	17"	2"	Letter filing front-to-back or side-to-side
All returns	File	11 ¹⁵ / ₁₆ "	17"	9 ³ / ₈ "	Legal and EDP filing side-to-side
Credenzas	Box	14 ¹⁵ / ₁₆ "	17"	2"	Letter, legal and EDP side-to-side filing
All double and single pedestals, all sizes	File	14 ¹⁵ / ₁₆ "	17"	9 ³ / ₈ "	Legal filing front-to-back
Single pedestal lateral file credenza	Lateral File	32 ¹⁵ / ₁₆ "	17"	9 ³ / ₈ "	Letter, legal and EDP filing front-to-back or side-to-side
Lateral Files	Lateral File	32 ¹⁵ / ₁₆ "	17"	9 ³ / ₈ "	Letter, legal and EDP filing front-to-back or side-to-side
Vertical Storage Cabinet	Box	14 ¹⁵ / ₁₆ "	17"	2"	Letter, legal and EDP side-to-side filing
	File	14 ¹⁵ / ₁₆ "	17"	9 ³ / ₈ "	Legal filing front-to-back
Component Pedestals	Box	14 ¹⁵ / ₁₆ "	17"	2"	Letter, legal and EDP side-to-side filing
20 x 18, 23 x 18, 29 x 18	File	14 ¹⁵ / ₁₆ "	17"	9 ³ / ₈ "	Legal filing front-to-back
Component Pedestals	Box	11 ¹⁵ / ₁₆ "	17"	2"	Letter filing front-to-back or side-to-side
20 x 15, 23 x 15, 29 x 15	File	11 ¹⁵ / ₁₆ "	17"	9 ³ / ₈ "	Legal and EDP filing side-to-side
Mobile Pedestals	Box	11 ¹⁵ / ₁₆ "	17"	2"	Letter filing front-to-back or side-to-side
23 x 15	File	11 ¹⁵ / ₁₆ "	17"	9 ³ / ₈ "	Legal and EDP filing side-to-side

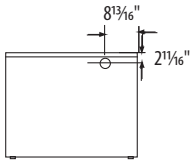
GROMMET AND GROMMET CUTOUT LOCATION OPTIONS

Grommets are available for factory installation in worksurfaces in predetermined locations as shown below. Simply specify the desired grommet style and location in the model number sequence. Refer to page 116 for grommet options.

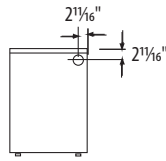
Grommets are also available for field installation; see page 116.

- If specifying a grommet in the center location of a shell unit, be sure there is clearance under the grommet opening so as not to conflict with undersurface components. $\frac{7}{8}$ " clearance required on TFL tops and $\frac{13}{16}$ " clearance required on HPL tops.
- When worksurface grommets are ordered, half-moon grommets will come standard on the modesty of all bridges, credenzas, returns and shells.
- Half-moon grommet is centered at top of modesty panel.

End panel grommet location:



Desk

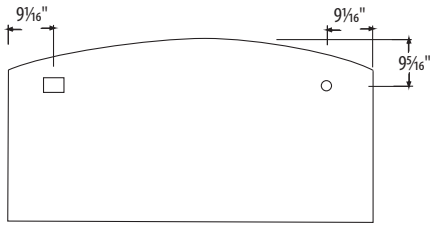


Credenzas, Shells and Returns


Worksurface grommet locations:

Excluding the J-Desk, distance to the center of the grommet is the same for the G1 round grommet or the CUT-G17 option.

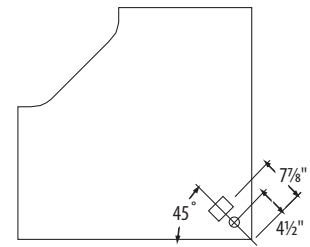
Excluding the J-Desk, the same locations are available for the round grommet and the cutout option.



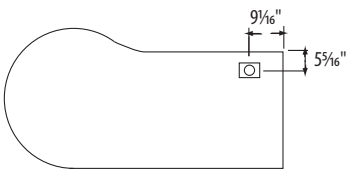
Arc Desks




30" and 36" Desks



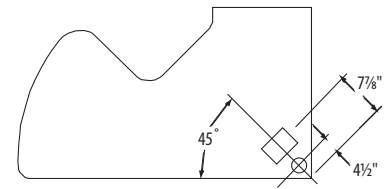
Corner Units



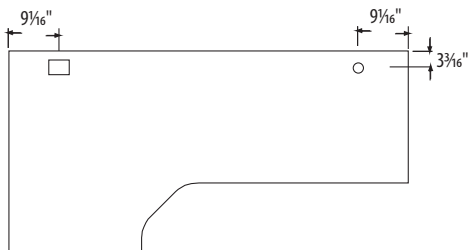
P-Desk (left desk shown)



U-Desk



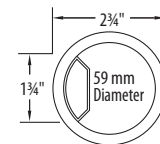
J-Desk (right desk shown)



Corner Extended Unit (right unit shown)



Credenzas, Bridges, Shells, Linkable Shells and Returns




Round Grommet

• Configurations feature 1 size only; additional sizes available

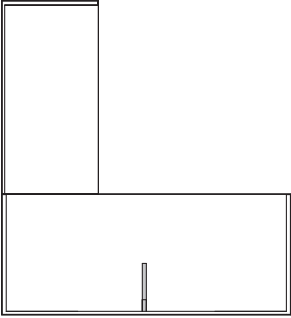
Create "L" Unit - then add undersurface pedestals or support panels as needed



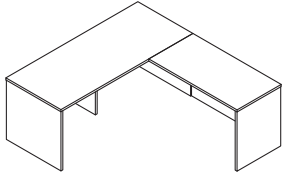
75N3072DSFL - Shell Freestanding



75N3072DSFL - Shell Freestanding
75N2448RSRL - Return Shell



75N3072DSFL - Shell Freestanding
75N2448RSRL - Return Shell
75N1228SSL - Support Panel

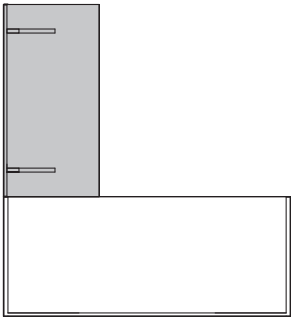


• Configurations feature 1 size only; additional sizes available

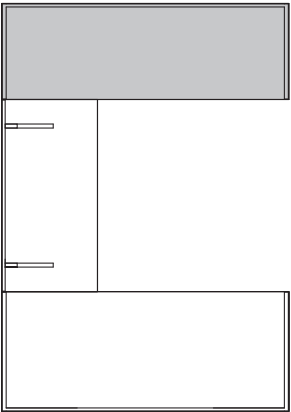
Create "U" Unit - then add undersurface pedestals or support panels as needed



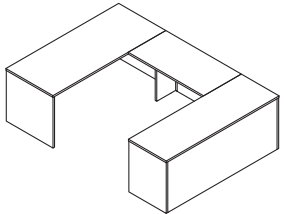
75N3072DSFL - Shell Freestanding



75N3072DSFL - Shell Freestanding
75N2448BSFJL - Linkable Shell

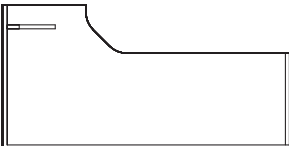


75N3072DSFL - Shell Freestanding
75N2448BSFJL - Linkable Shell
75N2472CSHF29L - Shell Freestanding

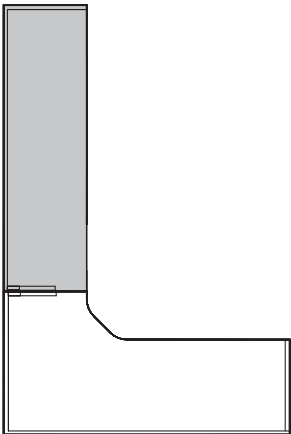


• Configurations feature 1 size only; additional sizes available

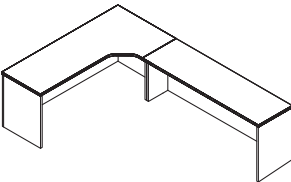
Create Extended Corner "L" Unit with Linkable - then add undersurface pedestals or support panels as needed



75N3672CFEL2L - Extended Corner



75N3672CFEL2L - Extended Corner
75N2472RSRFJL - Linkable Shell



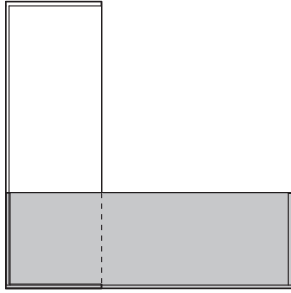
RENEGADE LINKABLES - THOUGHT STARTERS

• Configurations feature 1 size only; additional sizes available

Create "L" Unit with Overlapping Surfaces - then add undersurface pedestals or support panels as needed

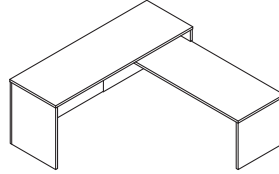


75N2472CSHF22L - Box/File Height Freestanding Shell



75N2472CSHF22L - Box/File Height Freestanding Shell

75N2472CSHHL29L - Freestanding Shell with Box/File Height End Panel

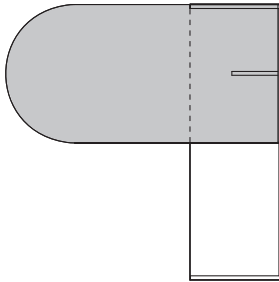


• Configurations feature 1 size only; additional sizes available

Create "L" Unit with Overlapping U-Shaped Desk Worksurface - then add undersurface pedestals or support panels as needed

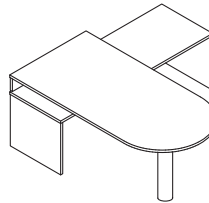


75N2472CSHF22L - Box/File Height Freestanding Shell



75N2472CSHF22L - Box/File Height Freestanding Shell

75N3672DUHL - U-Shaped Desk with Box/File Height End Panel



RENEGADE L ARRANGEMENTS

Specify quickly and accurately with National's EZ Arrangement models. In each series, the most popular options have been pre-selected for a complete L or U configuration. Just choose the left or right model number, add a finish and you're done.

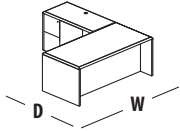


Shaded model numbers are available on our "To You in 10 Days or Less" Quick Delivery program and will be delivered in 10 days or less.

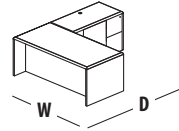
ARRANGEMENTS INCLUDE:

- Integrated pulls
- Random black lock cores
- Center grommet in return
- No end panel grommet
- Must specify laminate(s)
- Models feature TFL tops

L-CONFIGURATIONS	MODEL NO./DESCRIPTION		LIST PRICE
LEFT L-CONFIGURATION FULL PEDESTAL	Q75N8572LLFL	84½D x 72W	\$ 2714
	75N8572LLFL	84½D x 72W	\$ 2714
	consists of		
	75N3672DRF1L	Right Pedestal Desk	1557
	75N2448RLF2L	Left Pedestal Return	1157
	Q75N7972LLFL	78½D x 72W	\$ 2667
	75N7972LLFL	78½D x 72W	\$ 2667
	consists of		
	75N3672DRF1L	Right Pedestal Desk	1557
	75N2442RLF2L	Left Pedestal Return	1110
	75N7966LLFL	78½D x 66W	\$ 2666
	consists of		
	75N3066DRF1L	Right Pedestal Desk	1509
	75N2448RLF2L	Left Pedestal Return	1157
	75N7366LLFL	72½D x 66W	\$ 2619
consists of			
75N3066DRF1L	Right Pedestal Desk	1509	
75N2442RLF2L	Left Pedestal Return	1110	



L-CONFIGURATIONS	MODEL NO./DESCRIPTION		LIST PRICE
RIGHT L-CONFIGURATION FULL PEDESTAL	Q75N8572LRFL	84½D x 72W	\$ 2714
	75N8572LRFL	84½D x 72W	\$ 2714
	consists of		
	75N3672DLF1L	Left Pedestal Desk	1557
	75N2448RRF2L	Right Pedestal Return	1157
	Q75N7972LRFL	78½D x 72W	\$ 2667
	75N7972LRFL	78½D x 72W	\$ 2667
	consists of		
	75N3672DLF1L	Left Pedestal Desk	1557
	75N2442RRF2L	Right Pedestal Return	1110
	75N7966LRFL	78½D x 66W	\$ 2666
	consists of		
	75N3066DLF1L	Left Pedestal Desk	1509
	75N2448RRF2L	Right Pedestal Return	1157
	75N7366LRFL	72½D x 66W	\$ 2619
consists of			
75N3066DLF1L	Left Pedestal Desk	1509	
75N2442RRF2L	Right Pedestal Return	1110	



RENEGADE L ARRANGEMENTS

Specify quickly and accurately with National's EZ Arrangement models. In each series, the most popular options have been pre-selected for a complete L or U configuration. Just choose the left or right model number, add a finish and you're done.

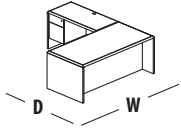
ARRANGEMENTS INCLUDE:

- Integrated pulls
- Random black lock cores
- Center grommet in return
- No end panel grommet
- Must specify laminate(s)
- Models feature TFL tops

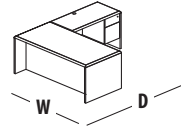


Shaded model numbers are available on our "To You in 10 Days or Less" Quick Delivery program and will be delivered in 10 days or less.

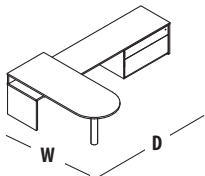
L-CONFIGURATIONS	MODEL NO./DESCRIPTION	LIST PRICE
LEFT L-CONFIGURATION ¾ PEDESTAL	Q75N8572LLYL 84½D x 72W	\$ 2342
	75N8572LLYL 84½D x 72W	\$ 2342
	consists of	
	75N3672DRY3L Right Pedestal Desk	1340
	75N2448RLY3L Left Pedestal Return	1002
	Q75N7972LLYL 78½D x 72W	\$ 2293
	75N7972LLYL 78½D x 72W	\$ 2293
	consists of	
	75N3672DRY3L Right Pedestal Desk	1340
	75N2442RLY3L Left Pedestal Return	953
	75N7966LLYL 78½D x 66W	\$ 2160
	consists of	
	75N3066DRY3L Right Pedestal Desk	1158
	75N2448RLY3L Left Pedestal Return	1002
	75N7366LLYL 72½D x 66W	\$ 2111
	consists of	
	75N3066DRY3L Right Pedestal Desk	1158
	75N2442RLY3L Left Pedestal Return	953



L-CONFIGURATIONS	MODEL NO./DESCRIPTION	LIST PRICE
RIGHT L-CONFIGURATION ¾ PEDESTAL	Q75N8572LRYL 84½D x 72W	\$ 2342
	75N8572LRYL 84½D x 72W	\$ 2342
	consists of	
	75N3672DLY3L Left Pedestal Desk	1340
	75N2448RRY3L Right Pedestal Return	1002
	Q75N7972LRYL 78½D x 72W	\$ 2293
	75N7972LRYL 78½D x 72W	\$ 2293
	consists of	
	75N3672DLY3L Left Pedestal Desk	1340
	75N2442RRY3L Right Pedestal Return	953
	75N7966LRYL 78½D x 66W	\$ 2160
	consists of	
	75N3066DLY3L Left Pedestal Desk	1158
	75N2448RRY3L Right Pedestal Return	1002
	75N7366LRYL 72½D x 66W	\$ 2111
	consists of	
	75N3066DLY3L Left Pedestal Desk	1158
	75N2442RRY3L Right Pedestal Return	953



L-CONFIGURATION	MODEL NO./DESCRIPTION	LIST PRICE
U-SHAPED DESK WITH BOX/FILE HEIGHT CREENZA	75N11072LHL 110D x 71 1/8W	\$ 3102
	consists of	
	75N3072DUHL U Desk w/B/F Panel	814
	75N24110CSHF22L Credenza	1112
	75N233622PUBL B/F Pedestal	962
	NAC0428SFRNB Support Base	214



- Unit can be assembled in left or right configuration

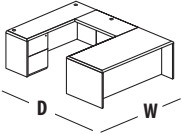
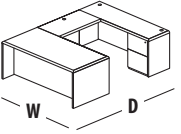
Specify quickly and accurately with National's EZ Arrangement models. In each series, the most popular options have been pre-selected for a complete L or U configuration. Just choose the left or right model number, add a finish and you're done.



Shaded model numbers are available on our "To You in 10 Days or Less" Quick Delivery program and will be delivered in 10 days or less.

ARRANGEMENTS INCLUDE:

- Integrated pulls
- Random black lock cores
- Center grommet in bridge
- Left and right grommets in credenza
- No end panel grommet
- Must specify laminate(s)
- Models feature TFL tops

U-CONFIGURATIONS	MODEL NO./DESCRIPTION	LIST PRICE	U-CONFIGURATIONS	MODEL NO./DESCRIPTION	LIST PRICE
LEFT U-CONFIGURATION FULL PEDESTAL 	Q75N10972ULFL 108½D x 72W	\$ 3704	RIGHT U-CONFIGURATION FULL PEDESTAL 	Q75N10972URFL 108½D x 72W	\$ 3704
	75N10972ULFL 108½D x 72W	\$ 3704		75N10972URFL 108½D x 72W	\$ 3704
	consists of			consists of	
	75N3672DRF1L Right Pedestal Desk	1557		75N3672DLF1L Left Pedestal Desk	1557
	75N2448BEFL Bridge	540		75N2448BEFL Bridge	540
	75N2472CLF2L Left Pedestal Credenza	1607		75N2472CRF2L Right Pedestal Credenza	1607
	Q75N10372ULFL 102½D x 72W	\$ 3664		Q75N10372URFL 102½D x 72W	\$ 3664
	75N10372ULFL 102½D x 72W	\$ 3664		75N10372URFL 102½D x 72W	\$ 3664
	consists of			consists of	
	75N3672DRF1L Right Pedestal Desk	1557		75N3672DLF1L Left Pedestal Desk	1557
75N2442BEFL Bridge	500	75N2442BEFL Bridge	500		
75N2472CLF2L Left Pedestal Credenza	1607	75N2472CRF2L Right Pedestal Credenza	1607		
75N10366ULFL 102½D x 66W	\$ 3608	75N10366URFL 102½D x 66W	\$ 3608		
consists of		consists of			
75N3066DRF1L Right Pedestal Desk	1509	75N3066DLF1L Left Pedestal Desk	1509		
75N2448BEFL Bridge	540	75N2448BEFL Bridge	540		
75N2466CLF2L Left Pedestal Credenza	1559	75N2466CRF2L Right Pedestal Credenza	1559		
75N9766ULFL 96½D x 66W	\$ 3568	75N9766URFL 96½D x 66W	\$ 3568		
consists of		consists of			
75N3066DRF1L Right Pedestal Desk	1509	75N3066DLF1L Left Pedestal Desk	1509		
75N2442BEFL Bridge	500	75N2442BEFL Bridge	500		
75N2466CLF2L Left Pedestal Credenza	1559	75N2466CRF2L Right Pedestal Credenza	1559		

RENEGADE U ARRANGEMENTS

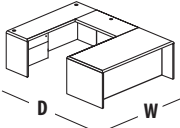
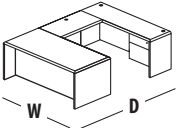
Specify quickly and accurately with National's EZ Arrangement models. In each series, the most popular options have been pre-selected for a complete L or U configuration. Just choose the left or right model number, add a finish and you're done.



Shaded model numbers are available on our "To You in 10 Days or Less" Quick Delivery program and will be delivered in 10 days or less.

ARRANGEMENTS INCLUDE:

- Integrated pulls
- Random black lock cores
- Center grommet in bridge
- Left and right grommets in credenza
- No end panel grommet
- Must specify laminate(s)
- Models feature TFL tops

U-CONFIGURATIONS	MODEL NO./DESCRIPTION	LIST PRICE	U-CONFIGURATIONS	MODEL NO./DESCRIPTION	LIST PRICE
LEFT U-CONFIGURATION ¾ PEDESTAL 	Q75N10972ULYL 108½D x 72W	\$ 3291	RIGHT U-CONFIGURATION ¾ PEDESTAL 	Q75N10972URYL 108½D x 72W	\$ 3291
	75N10972ULYL 108½D x 72W	\$ 3291		75N10972URYL 108½D x 72W	\$ 3291
	consists of			consists of	
	75N3672DRY3L Right Pedestal Desk	1340		75N3672DLY3L Left Pedestal Desk	1340
	75N2448BEFL Bridge	540		75N2448BEFL Bridge	540
	75N2472CLY3L Left Pedestal Credenza	1411		75N2472CRY3L Right Pedestal Credenza	1411
	Q75N10372ULYL 102½D x 72W	\$ 3251		Q75N10372URYL 102½D x 72W	\$ 3251
	75N10372ULYL 102½D x 72W	\$ 3251		75N10372URYL 102½D x 72W	\$ 3251
	consists of			consists of	
	75N3672DRY3L Right Pedestal Desk	1340		75N3672DLY3L Left Pedestal Desk	1340
75N2442BEFL Bridge	500	75N2442BEFL Bridge	500		
75N2472CLY3L Left Pedestal Credenza	1411	75N2472CRY3L Right Pedestal Credenza	1411		
75N10366ULYL 102½D x 66W	\$ 3066	75N10366URYL 102½D x 66W	\$ 3066		
consists of		consists of			
75N3066DRY3L Right Pedestal Desk	1158	75N3066DLY3L Left Pedestal Desk	1158		
75N2448BEFL Bridge	540	75N2448BEFL Bridge	540		
75N2466CLY3L Left Pedestal Credenza	1368	75N2466CRY3L Right Pedestal Credenza	1368		
75N9766ULYL 96½D x 66W	\$ 3026	75N9766URYL 96½D x 66W	\$ 3026		
consists of		consists of			
75N3066DRY3L Right Pedestal Desk	1158	75N3066DLY3L Left Pedestal Desk	1158		
75N2442BEFL Bridge	500	75N2442BEFL Bridge	500		
75N2466CLY3L Left Pedestal Credenza	1368	75N2466CRY3L Right Pedestal Credenza	1368		

PRODUCT SPECIFICATIONS

- Refer to page 118 for grommet locations and page 116 for grommet options and upcharges
- Refer to pages 401-438 for accessories
- Worksurface laminate and PVC rim will feature the same color
- For coordinating conference tables reference the "Universal" tables section in the Tables Price List

TO ORDER, SPECIFY:

1. Model Number
2. Pull
3. Grommet
4. End Panel Grommet
5. Locking
6. Worksurface Laminate
7. Chassis Laminate

SAMPLE MODEL NUMBERS:

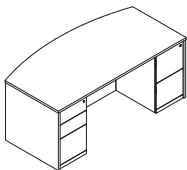
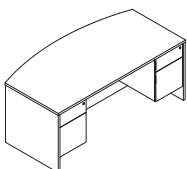
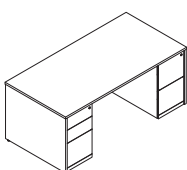
Q75N3672DDY3L MC
75N3672DDF8L 86 X X KRB MC MC

- See pages 115-116 for all options available in Renegade



Shaded model numbers are available on our "To You in 10 Days or Less" Quick Delivery program and will be delivered in 10 days or less.

Quick Delivery—Specify MC, CW, 478 or 874/MC as worksurface/chassis combinations

	MODEL NO./DESCRIPTION	LIST PRICE	DIMENSIONS					CARTONED CUBIC	
			D	W	H	A	KW	WEIGHT	FEET
DOUBLE PEDESTAL DESK ARC TOP—FULL PEDESTAL	75N3672DDFA8L TFL Top	\$ 2346	36 ¹ / ₁₆	71 ¹ / ₁₆	28 ⁷ / ₁₆	6 ³ / ₁₆	33 ³ / ₄	317 lbs.	56.3
	75N3672DDFA8P HPL Top	2816	36 ¹ / ₁₆	71 ¹ / ₁₆	28 ¹ / ₁₆	6 ³ / ₁₆	33 ³ / ₄	317 lbs.	56.3
	<ul style="list-style-type: none"> • Arc top desk is 30" deep at ends and 36" deep from the middle of the arc to the user side • Top overhangs 6" at center • Random lock core (KRB, KRS) and specified lock core (KS2B, KS2S) available 								
DOUBLE PEDESTAL DESK ARC TOP—³/₄ PEDESTAL	75N3672DDYA3L TFL Top	\$ 1908	36 ¹ / ₁₆	71 ¹ / ₁₆	28 ⁷ / ₁₆	6 ³ / ₁₆	33 ³ / ₄	317 lbs.	56.3
	75N3672DDYA3P HPL Top	2290	36 ¹ / ₁₆	71 ¹ / ₁₆	28 ¹ / ₁₆	6 ³ / ₁₆	33 ³ / ₄	317 lbs.	56.3
	<ul style="list-style-type: none"> • Arc top desk is 30" deep at ends and 36" deep from the middle of the arc to the user side • Top overhangs 6" at center • Random lock core (KRB, KRS) and specified lock core (KS2B, KS2S) available 								
DOUBLE PEDESTAL DESK FULL PEDESTAL	Q75N3672DDF8L TFL Top	\$ 2039	36 ¹ / ₁₆	71 ¹ / ₁₆	28 ⁷ / ₁₆	6 ³ / ₁₆	33 ³ / ₄	361 lbs.	56.3
	75N3672DDF8L TFL Top	2039	36 ¹ / ₁₆	71 ¹ / ₁₆	28 ⁷ / ₁₆	6 ³ / ₁₆	33 ³ / ₄	361 lbs.	56.3
	75N3672DDF8P HPL Top	2448	36 ¹ / ₁₆	71 ¹ / ₁₆	28 ¹ / ₁₆	6 ³ / ₁₆	33 ³ / ₄	361 lbs.	56.3
	75N3066DDF8L TFL Top	\$ 1997	30 ³ / ₁₆	66	28 ⁷ / ₁₆	6 ³ / ₁₆	33 ³ / ₄	285 lbs.	44.4
	75N3066DDF8P HPL Top	2395	30 ³ / ₁₆	66	28 ¹ / ₁₆	6 ³ / ₁₆	33 ³ / ₄	285 lbs.	44.4
	75N3060DDF8L TFL Top	\$ 1861	30 ³ / ₁₆	60	28 ⁷ / ₁₆	6 ³ / ₁₆	27 ⁷ / ₁₆	261 lbs.	40.7
75N3060DDF8P HPL Top	2232	30 ³ / ₁₆	60	28 ¹ / ₁₆	6 ³ / ₁₆	27 ⁷ / ₁₆	261 lbs.	40.7	
	<ul style="list-style-type: none"> • 3672 desk has 30" deep pedestals • 3066 and 3060 desks have 24" deep pedestals • Random lock core (KRB, KRS) and specified lock core (KS2B, KS2S) available 								

RENEGADE

PRODUCT SPECIFICATIONS

- Refer to page 118 for grommet locations and page 116 for grommet options and upcharges
- Refer to pages 401-438 for accessories
- Worksurface laminate and PVC rim will feature the same color
- For coordinating conference tables reference the "Universal" tables section in the Tables Price List

TO ORDER, SPECIFY:

1. Model Number
2. Pull
3. Grommet
4. End Panel Grommet
5. Locking
6. Worksurface Laminate
7. Chassis Laminate

SAMPLE MODEL NUMBER:

75N3672DDY3L 87PL G1L GE1L KRB MC MC
 • See pages 115-116 for all options available in Renegade



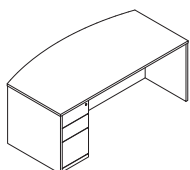
Shaded model numbers are available on our "To You in 10 Days or Less" Quick Delivery program and will be delivered in 10 days or less.

Quick Delivery—Specify MC, CW, 478 or 874/MC as worksurface/chassis combinations

	MODEL NO./DESCRIPTION	LIST PRICE	DIMENSIONS					CARTONED CUBIC	
			D	W	H	A	KW	WEIGHT	FEET
DOUBLE PEDESTAL DESK ¾ PEDESTAL 	Q75N3672DDY3L TFL Top	\$ 1602	36½	71½	28½	6¾	33¼	361 lbs.	56.3
	75N3672DDY3L TFL Top	1602	36½	71½	28½	6¾	33¼	361 lbs.	56.3
	75N3672DDY3P HPL Top	1923	36½	71½	28½	6¾	33¼	361 lbs.	56.3
	75N3066DDY3L TFL Top	\$ 1558	30½	66	28½	6¾	33¼	285 lbs.	44.4
	75N3066DDY3P HPL Top	1869	30½	66	28½	6¾	33¼	285 lbs.	44.4
	75N3060DDY3L TFL Top	\$ 1426	30½	60	28½	6¾	27¾	261 lbs.	40.7
	75N3060DDY3P HPL Top	1708	30½	60	28½	6¾	27¾	261 lbs.	40.7

- 3672 desk has 30" deep pedestals
- 3066 and 3060 desks have 24" deep pedestals
- Random lock core (KRB, KRS) and specified lock core (KS2B, KS2S) available

SINGLE PEDESTAL DESK ARC TOP—FULL PEDESTAL

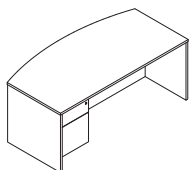


Left shown

	LEFT PEDESTAL	RIGHT PEDESTAL		DIMENSIONS					CARTONED CUBIC		
				D	W	H	A	KW	WEIGHT	FEET	
	75N3672DLFA1L	75N3672DRFA1L	TFL Top	\$ 1867	36½	71½	28½	6¾	51½	267 lbs.	56.3
	75N3672DLFA1P	75N3672DRFA1P	HPL Top	2241	36½	71½	28½	6¾	51½	267 lbs.	56.3

- Arc top desk is 30" deep at ends and 36" deep from the middle of the arc to the user side
- Top overhangs 6" at center
- Random lock core (KRB, KRS) and specified lock core (KS1B, KS1S) available

SINGLE PEDESTAL DESK ARC TOP—¾ PEDESTAL



Left shown

	LEFT PEDESTAL	RIGHT PEDESTAL		DIMENSIONS					CARTONED CUBIC		
				D	W	H	A	KW	WEIGHT	FEET	
	75N3672DLYA3L	75N3672DRYA3L	TFL Top	\$ 1635	36½	71½	28½	6¾	51½	267 lbs.	56.3
	75N3672DLYA3P	75N3672DRYA3P	HPL Top	1964	36½	71½	28½	6¾	51½	267 lbs.	56.3

- Arc top desk is 30" deep at ends and 36" deep from the middle of the arc to the user side
- Top overhangs 6" at center
- Random lock core (KRB, KRS) and specified lock core (KS1B, KS1S) available

PRODUCT SPECIFICATIONS

- Refer to page 118 for grommet locations and page 116 for grommet options and upcharges
- Refer to pages 401-438 for accessories
- Worksurface laminate and PVC rim will feature the same color
- For coordinating conference tables reference the "Universal" tables section in the Tables Price List

TO ORDER, SPECIFY:

1. Model Number
2. Pull
3. Grommet
4. End Panel Grommet
5. Locking
6. Worksurface Laminate
7. Chassis Laminate

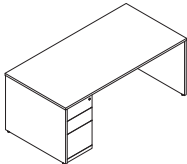
SAMPLE MODEL NUMBERS:

- Q75N3672DLF1L MC
 75N3672DLF1L 87PL G1R GE1R KRB 480 480
- See pages 115-116 for all options available in Renegade



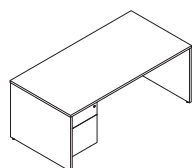
Shaded model numbers are available on our "To You in 10 Days or Less" Quick Delivery program and will be delivered in 10 days or less.

Quick Delivery—Specify MC, CW, 478 or 874/MC as worksurface/chassis combinations

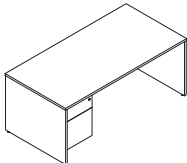
	MODEL NO./DESCRIPTION			LIST PRICE	DIMENSIONS					CARTONED CUBIC	
					D	W	H	A	KW	WEIGHT	FEET
SINGLE PEDESTAL DESK FULL PEDESTAL  Left shown	LEFT PEDESTAL		RIGHT PEDESTAL								
	Q75N3672DLF1L	Q75N3672DRF1L	TFL Top	\$ 1557	36 ¹ / ₁₆	71 ¹ / ₁₆	28 ³ / ₁₆	6 ³ / ₁₆	51 ¹ / ₂	311 lbs.	56.3
	75N3672DLF1L	75N3672DRF1L	TFL Top	1557	36 ¹ / ₁₆	71 ¹ / ₁₆	28 ³ / ₁₆	6 ³ / ₁₆	51 ¹ / ₂	311 lbs.	56.3
	75N3672DLF1P	75N3672DRF1P	HPL Top	1868	36 ¹ / ₁₆	71 ¹ / ₁₆	28 ¹ / ₁₆	6 ³ / ₁₆	51 ¹ / ₂	311 lbs.	56.3
	75N3066DLF1L	75N3066DRF1L	TFL Top	\$ 1509	30 ³ / ₁₆	66	28 ³ / ₁₆	6 ³ / ₁₆	48 ¹ / ₂	245 lbs.	44.4
	75N3066DLF1P	75N3066DRF1P	HPL Top	1809	30 ³ / ₁₆	66	28 ¹ / ₁₆	6 ³ / ₁₆	48 ¹ / ₂	245 lbs.	44.4
	75N3060DLF1L	75N3060DRF1L	TFL Top	\$ 1367	30 ³ / ₁₆	60	28 ³ / ₁₆	6 ³ / ₁₆	42 ¹ / ₁₆	221 lbs.	40.7
	75N3060DLF1P	75N3060DRF1P	HPL Top	1642	30 ³ / ₁₆	60	28 ¹ / ₁₆	6 ³ / ₁₆	42 ¹ / ₁₆	221 lbs.	40.7
	75N3048DLF1L	75N3048DRF1L	TFL Top	\$ 1206	30 ³ / ₁₆	48	28 ³ / ₁₆	6 ³ / ₁₆	30 ³ / ₁₆	191 lbs.	29.5
	75N3048DLF1P	75N3048DRF1P	HPL Top	1445	30 ³ / ₁₆	48	28 ¹ / ₁₆	6 ³ / ₁₆	30 ³ / ₁₆	191 lbs.	29.5

- 3672 desk has 30" deep pedestals
- 3066 and 3060 desks have 24" deep pedestals
- Random lock core (KRB, KRS) and specified lock core (KS1B, KS1S) available

SINGLE PEDESTAL DESK 3/4 PEDESTAL



Left shown

	MODEL NO./DESCRIPTION			LIST PRICE	DIMENSIONS					CARTONED CUBIC	
					D	W	H	A	KW	WEIGHT	FEET
SINGLE PEDESTAL DESK 3/4 PEDESTAL  Left shown	LEFT PEDESTAL		RIGHT PEDESTAL								
	Q75N3672DLY3L	Q75N3672DRY3L	TFL Top	\$ 1340	36 ¹ / ₁₆	71 ¹ / ₁₆	28 ³ / ₁₆	6 ³ / ₁₆	51 ¹ / ₂	311 lbs.	56.3
	75N3672DLY3L	75N3672DRY3L	TFL Top	1340	36 ¹ / ₁₆	71 ¹ / ₁₆	28 ³ / ₁₆	6 ³ / ₁₆	51 ¹ / ₂	311 lbs.	56.3
	75N3672DLY3P	75N3672DRY3P	HPL Top	1604	36 ¹ / ₁₆	71 ¹ / ₁₆	28 ¹ / ₁₆	6 ³ / ₁₆	51 ¹ / ₂	311 lbs.	56.3
	75N3066DLY3L	75N3066DRY3L	TFL Top	\$ 1158	30 ³ / ₁₆	66	28 ³ / ₁₆	6 ³ / ₁₆	48 ¹ / ₂	245 lbs.	44.4
	75N3066DLY3P	75N3066DRY3P	HPL Top	1389	30 ³ / ₁₆	66	28 ¹ / ₁₆	6 ³ / ₁₆	48 ¹ / ₂	245 lbs.	44.4
	75N3060DLY3L	75N3060DRY3L	TFL Top	\$ 1153	30 ³ / ₁₆	60	28 ³ / ₁₆	6 ³ / ₁₆	42 ¹ / ₁₆	221 lbs.	40.7
	75N3060DLY3P	75N3060DRY3P	HPL Top	1384	30 ³ / ₁₆	60	28 ¹ / ₁₆	6 ³ / ₁₆	42 ¹ / ₁₆	221 lbs.	40.7
	75N3048DLY3L	75N3048DRY3L	TFL Top	\$ 1036	30 ³ / ₁₆	48	28 ³ / ₁₆	6 ³ / ₁₆	30 ³ / ₁₆	191 lbs.	29.5
	75N3048DLY3P	75N3048DRY3P	HPL Top	1242	30 ³ / ₁₆	48	28 ¹ / ₁₆	6 ³ / ₁₆	30 ³ / ₁₆	191 lbs.	29.5

- 3672 desk has 30" deep pedestals
- 3066 and 3060 desks have 24" deep pedestals
- Random lock core (KRB, KRS) and specified lock core (KS1B, KS1S) available

RENEGADE

PRODUCT SPECIFICATIONS

- Refer to page 118 for grommet locations and page 116 for grommet options and upcharges
- Refer to pages 401-438 for accessories
- Worksurface laminate and PVC rim will feature the same color
- For coordinating conference tables reference the "Universal" tables section in the Tables Price List

TO ORDER, SPECIFY:

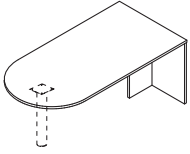
1. Model Number
2. Grommet
3. Worksurface Laminate
4. Chassis Laminate

SAMPLE MODEL NUMBER:

75N3672DUL G1L MH MH

- See pages 115-116 for all options available in Renegade

U-SHAPED DESK WORKSURFACE HEIGHT END PANEL



MODEL NO./DESCRIPTION	LIST PRICE	DIMENSIONS					CARTONED CUBIC	
		D	W	H	A	KW	WEIGHT	FEET
75N3672DUL TFL Top	\$ 849	36 ¹ / ₁₆	71 ¹ / ₁₆	28 ⁷ / ₁₆	—	—	135 lbs.	8.7
75N3672DUP HPL Top	1018	36 ¹ / ₁₆	71 ¹ / ₁₆	28 ¹ / ₁₆	—	—	135 lbs.	8.7
75N3072DUL TFL Top	\$ 814	30 ³ / ₁₆	71 ¹ / ₁₆	28 ⁷ / ₁₆	—	—	130 lbs.	8.5
75N3072DUP HPL Top	979	30 ³ / ₁₆	71 ¹ / ₁₆	28 ¹ / ₁₆	—	—	130 lbs.	8.5
75N3066DUL TFL Top	\$ 773	30 ³ / ₁₆	66	28 ⁷ / ₁₆	—	—	100 lbs.	6.3
75N3066DUP HPL Top	927	30 ³ / ₁₆	66	28 ¹ / ₁₆	—	—	100 lbs.	6.3
75N3060DUL TFL Top	\$ 739	30 ³ / ₁₆	60	28 ⁷ / ₁₆	—	—	95 lbs.	6.3
75N3060DUP HPL Top	887	30 ³ / ₁₆	60	28 ¹ / ₁₆	—	—	95 lbs.	6.3
75N2466DUL TFL Top	\$ 684	24	66	28 ⁷ / ₁₆	—	—	95 lbs.	6.3
75N2466DUP HPL Top	821	24	66	28 ¹ / ₁₆	—	—	95 lbs.	6.3
75N2460DUL TFL Top	\$ 650	24	60	28 ⁷ / ₁₆	—	—	90 lbs.	6.3
75N2460DUP HPL Top	782	24	60	28 ¹ / ₁₆	—	—	90 lbs.	6.3
75N2448DUL TFL Top	\$ 618	24	48	28 ⁷ / ₁₆	—	—	85 lbs.	6.0
75N2448DUP HPL Top	740	24	48	28 ¹ / ₁₆	—	—	85 lbs.	6.0

- Not recommended as a freestanding unit
- Support base must be ordered separately; see page 30 for models
- Some assembly required

PRODUCT SPECIFICATIONS

- Refer to page 118 for grommet locations and page 116 for grommet options and upcharges
- Refer to pages 401-438 for accessories
- Worksurface laminate and PVC rim will feature the same color
- For coordinating conference tables reference the "Universal" tables section in the Tables Price List

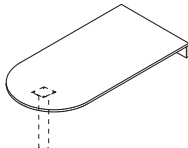
TO ORDER, SPECIFY:

1. Model Number
2. Grommet
3. Worksurface Laminate
4. Chassis Laminate

SAMPLE MODEL NUMBER:

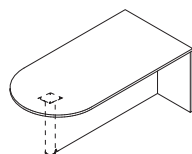
75N3672DUFL X MH MH

- See pages 115-116 for all options available in Renegade

	MODEL NO./DESCRIPTION	LIST PRICE	DIMENSIONS					CARTONED CUBIC	
			D	W	H	A	KW	WEIGHT	FEET
U-SHAPED DESK BOX/FILE HEIGHT END PANEL 	75N3672DUHL TFL Top	\$ 849	36 ¹ / ₁₆	71 ¹ / ₁₆	28 ⁷ / ₈	—	—	135 lbs.	8.7
	75N3672DUHP HPL Top	1018	36 ¹ / ₁₆	71 ¹ / ₁₆	28 ¹ / ₁₆	—	—	135 lbs.	8.7
	75N3072DUHL TFL Top	\$ 814	30 ³ / ₁₆	71 ¹ / ₁₆	28 ⁷ / ₈	—	—	130 lbs.	8.5
	75N3072DUHP HPL Top	979	30 ³ / ₁₆	71 ¹ / ₁₆	28 ¹ / ₁₆	—	—	130 lbs.	8.5
	75N3066DUHL TFL Top	\$ 773	30 ³ / ₁₆	66	28 ⁷ / ₈	—	—	100 lbs.	6.3
	75N3066DUHP HPL Top	927	30 ³ / ₁₆	66	28 ¹ / ₁₆	—	—	100 lbs.	6.3
	75N3060DUHL TFL Top	\$ 739	30 ³ / ₁₆	60	28 ⁷ / ₈	—	—	95 lbs.	6.3
	75N3060DUHP HPL Top	887	30 ³ / ₁₆	60	28 ¹ / ₁₆	—	—	95 lbs.	6.3
	75N2466DUHL TFL Top	\$ 684	24	66	28 ⁷ / ₈	—	—	95 lbs.	6.3
	75N2466DUHP HPL Top	821	24	66	28 ¹ / ₁₆	—	—	95 lbs.	6.3
	75N2460DUHL TFL Top	\$ 650	24	60	28 ⁷ / ₈	—	—	90 lbs.	6.3
	75N2460DUHP HPL Top	782	24	60	28 ¹ / ₁₆	—	—	90 lbs.	6.3

- Unit is not freestanding and must be used with any Box/File Height Freestanding Shell or Box/File Height Credenza Shell
- Box/File height end panel is 5⁷/₈" H
- Support base must be ordered separately; see page 30 for models
- Some assembly required

U-SHAPED DESK WITH MODESTY PANEL



75N3672DUFL TFL Top	\$ 1010	36 ¹ / ₁₆	71 ¹ / ₁₆	28 ⁷ / ₈	14 ¹ / ₁₆	—	155 lbs.	8.6
75N3672DUFP HPL Top	1214	36 ¹ / ₁₆	71 ¹ / ₁₆	28 ¹ / ₁₆	14 ¹ / ₁₆	—	155 lbs.	8.6
75N3066DUFL TFL Top	\$ 977	30 ³ / ₁₆	66	28 ⁷ / ₈	14 ¹ / ₁₆	—	120 lbs.	6.5
75N3066DUFP HPL Top	1172	30 ³ / ₁₆	66	28 ¹ / ₁₆	14 ¹ / ₁₆	—	120 lbs.	6.5
75N3060DUFL TFL Top	\$ 927	30 ³ / ₁₆	60	28 ⁷ / ₈	14 ¹ / ₁₆	—	115 lbs.	6.5
75N3060DUFP HPL Top	1114	30 ³ / ₁₆	60	28 ¹ / ₁₆	14 ¹ / ₁₆	—	115 lbs.	6.5

- Not recommended as a freestanding unit
- Support base must be ordered separately; see page 30 for models
- Some assembly required

RENEGADE

PRODUCT SPECIFICATIONS

- Refer to page 118 for grommet locations and page 116 for grommet options and upcharges
- Refer to pages 401-438 for accessories
- Worksurface laminate and PVC rim will feature the same color
- For coordinating conference tables reference the "Universal" tables section in the Tables Price List

TO ORDER, SPECIFY:

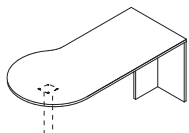
1. Model Number
2. Grommet
3. Worksurface Laminate
4. Chassis Laminate

SAMPLE MODEL NUMBERS:

75N3072DPLL X 405 MH
75N3072DPLFL G1R 419 MC

- See pages 115-116 for all options available in Renegade

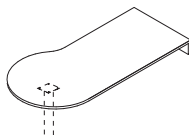
MODEL NO./DESCRIPTION	LIST PRICE	DIMENSIONS					CARTONED CUBIC	
		D	W	H	A	KW	WEIGHT	FEET
P-SHAPED DESK WORKSURFACE HEIGHT END PANEL								
LEFT P								
RIGHT P								
75N3072DPLL	\$ 990	30 ³ / ₁₆	71 ¹ / ₁₆	28 ⁷ / ₁₆	—	—	110 lbs.	9.3
75N3072DPLP	1188	30 ³ / ₁₆	71 ¹ / ₁₆	28 ³ / ₁₆	—	—	110 lbs.	9.3
75N3066DPLL	\$ 956	30 ³ / ₁₆	66	28 ⁷ / ₁₆	—	—	100 lbs.	8.8
75N3066DPLP	1147	30 ³ / ₁₆	66	28 ³ / ₁₆	—	—	100 lbs.	8.8
75N3060DPLL	\$ 916	30 ³ / ₁₆	60	28 ⁷ / ₁₆	—	—	94 lbs.	8.0
75N3060DPLP	1098	30 ³ / ₁₆	60	28 ³ / ₁₆	—	—	94 lbs.	8.0



Left shown

- Not recommended as a freestanding unit
- Support base must be ordered separately; see page 30 for models
- Some assembly required
- Only grommet options (G1R and CUT-G17R) available on left P
- Only grommet options (G1L and CUT-G17L) available on right P

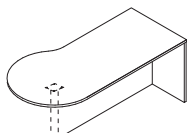
MODEL NO./DESCRIPTION	LIST PRICE	DIMENSIONS					CARTONED CUBIC	
		D	W	H	A	KW	WEIGHT	FEET
P-SHAPED DESK BOX/FILE HEIGHT END PANEL								
LEFT P								
RIGHT P								
75N3072DPHLL	\$ 990	30 ³ / ₁₆	71 ¹ / ₁₆	28 ⁷ / ₁₆	—	—	110 lbs.	9.3
75N3072DPHLP	1188	30 ³ / ₁₆	71 ¹ / ₁₆	28 ³ / ₁₆	—	—	110 lbs.	9.3
75N3066DPHLL	\$ 956	30 ³ / ₁₆	66	28 ⁷ / ₁₆	—	—	100 lbs.	8.8
75N3066DPHLP	1147	30 ³ / ₁₆	66	28 ³ / ₁₆	—	—	100 lbs.	8.8
75N3060DPHLL	\$ 916	30 ³ / ₁₆	60	28 ⁷ / ₁₆	—	—	94 lbs.	8.0
75N3060DPHLP	1098	30 ³ / ₁₆	60	28 ³ / ₁₆	—	—	94 lbs.	8.0



Left shown

- Unit is not freestanding and must be used with any Box/File Height Freestanding Shell or Box/File Height Credenza Shell
- Box/File height end panel is 5³/₁₆" H
- Support base must be ordered separately; see page 30 for models
- Some assembly required
- Only grommet options (G1R and CUT-G17R) available on left P
- Only grommet options (G1L and CUT-G17L) available on right P

MODEL NO./DESCRIPTION	LIST PRICE	DIMENSIONS					CARTONED CUBIC	
		D	W	H	A	KW	WEIGHT	FEET
P-SHAPED DESK WITH MODESTY PANEL								
LEFT P								
RIGHT P								
75N3072DPLFL	\$ 1057	30 ³ / ₁₆	71 ¹ / ₁₆	28 ⁷ / ₁₆	14 ¹ / ₁₆	—	130 lbs.	8.8
75N3072DPLFP	1268	30 ³ / ₁₆	71 ¹ / ₁₆	28 ³ / ₁₆	14 ¹ / ₁₆	—	130 lbs.	8.8
75N3066DPLFL	\$ 1022	30 ³ / ₁₆	66	28 ⁷ / ₁₆	14 ¹ / ₁₆	—	125 lbs.	8.5
75N3066DPLFP	1227	30 ³ / ₁₆	66	28 ³ / ₁₆	14 ¹ / ₁₆	—	125 lbs.	8.5
75N3060DPLFL	\$ 982	30 ³ / ₁₆	60	28 ⁷ / ₁₆	14 ¹ / ₁₆	—	115 lbs.	8.0
75N3060DPLFP	1180	30 ³ / ₁₆	60	28 ³ / ₁₆	14 ¹ / ₁₆	—	115 lbs.	8.0



Left shown

- Not recommended as a freestanding unit
- Support base must be ordered separately; see page 30 for models
- Some assembly required
- Only grommet options (G1R and CUT-G17R) available on left P
- Only grommet options (G1L and CUT-G17L) available on right P

PRODUCT SPECIFICATIONS

- Refer to page 118 for grommet locations and page 116 for grommet options and upcharges
- Refer to pages 401-438 for accessories
- Worksurface laminate and PVC rim will feature the same color
- For coordinating conference tables reference the "Universal" tables section in the Tables Price List

TO ORDER, SPECIFY:

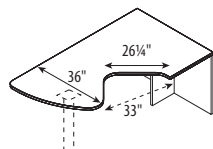
1. Model Number
2. Grommet
3. End Panel Grommet
4. Worksurface Laminate
5. Chassis Laminate

SAMPLE MODEL NUMBERS:

75N4272DJLEL X 461 MC
75N4242CFS2L G1C TF 462

- See pages 115-116 for all options available in Renegade

	MODEL NO./DESCRIPTION			LIST PRICE	DIMENSIONS					CARTONED CUBIC	
					D	W	H	A	KW	WEIGHT	FEET
J-SHAPED DESK WORKSURFACE HEIGHT END PANEL	LEFT J	RIGHT J									
	75N4272DJLEL	75N4272DJREL	TFL Top	\$ 1031	42	71 ¹ / ₁₆	28 ³ / ₈	—	—	104 lbs.	11.5
	75N4272DJLEP	75N4272DJREP	HPL Top	1236	42	71 ¹ / ₁₆	28 ³ / ₁₆	—	—	104 lbs.	11.5



Left shown

- Not recommended as a freestanding unit
- Support base must be ordered separately; see page 30 for models
- Some assembly required
- Only grommet options (G1R and CUT-G17R) available on left J
- Only grommet options (G1L and CUT-G17L) available on right J
- Intended to hook up to a 21" deep unit

CORNER UNIT



75N4242CFS2L	TFL Top	\$ 951	42 ¹ / ₁₆	42 ¹ / ₁₆	28 ³ / ₈	—	—	145 lbs.	6.0
75N4242CFS2P	HPL Top	1141	42 ¹ / ₁₆	42 ¹ / ₁₆	28 ³ / ₈	—	—	145 lbs.	6.0

- Intended to hook up to a 24" deep worksurface
- Not intended to be used as a freestanding unit
- Only grommet options (G1C and CUT-G17C) available
- End panel grommets not available
- 25¹/₁₆" from point-to-point on user side
- Assembly required

75N4242CFS1L	TFL Top	\$ 922	42 ¹ / ₁₆	42 ¹ / ₁₆	28 ³ / ₈	—	—	145 lbs.	6.0
75N4242CFS1P	HPL Top	1107	42 ¹ / ₁₆	42 ¹ / ₁₆	28 ³ / ₁₆	—	—	145 lbs.	6.0

75N3636CFS1L	TFL Top	\$ 816	36 ¹ / ₁₆	36 ¹ / ₁₆	28 ³ / ₈	—	—	125 lbs.	5.5
75N3636CFS1P	HPL Top	981	36 ¹ / ₁₆	36 ¹ / ₁₆	28 ³ / ₁₆	—	—	125 lbs.	5.5

- Intended to hook up to a 21" deep worksurface
- Not intended to be used as a freestanding unit
- Only grommet options (G1C and CUT-G17C) available
- End panel grommets not available
- 29³/₁₆" from point-to-point on user side of 4242
- 21¹/₁₆" from point-to-point on user side of 3636
- Assembly required

RENEGADE

PRODUCT SPECIFICATIONS

- Refer to page 118 for grommet locations and page 116 for grommet options and upcharges
- Refer to pages 401-438 for accessories
- Worksurface laminate and PVC rim will feature the same color
- For coordinating conference tables reference the "Universal" tables section in the Tables Price List

TO ORDER, SPECIFY:

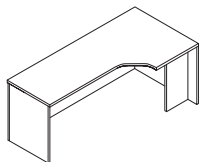
1. Model Number
2. Grommet
3. End Panel Grommet
4. Worksurface Laminate
5. Chassis Laminate

SAMPLE MODEL NUMBERS:

75N3666CFEL2P G1A GE1L TF TF
75N3672CFENL2L G1L TF TF

- See pages 115-116 for all options available in Renegade

EXTENDED CORNER UNIT FULL END PANEL/ NARROW END PANEL

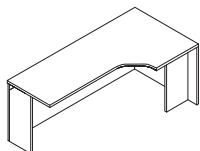


Left shown

MODEL NO./DESCRIPTION	LIST PRICE	DIMENSIONS					CARTONED WEIGHT	CUBIC FEET
		D	W	H	A	KW		
LEFT EXTENDED								
75N3672CFEL2L	\$ 1135	35 ³ / ₁₆	72	28 ⁷ / ₁₆	—	—	165 lbs.	8.0
75N3672CFEL2P	1359	35 ³ / ₁₆	72	28 ¹³ / ₁₆	—	—	165 lbs.	8.0
RIGHT EXTENDED								
75N3666CFEL2L	\$ 1112	35 ³ / ₁₆	66	28 ⁷ / ₁₆	—	—	158 lbs.	7.0
75N3666CFEL2P	1334	35 ³ / ₁₆	66	28 ¹³ / ₁₆	—	—	158 lbs.	7.0
75N3672CFEL1L	\$ 1081	35 ³ / ₁₆	72	28 ⁷ / ₁₆	—	—	165 lbs.	8.0
75N3672CFEL1P	1298	35 ³ / ₁₆	72	28 ¹³ / ₁₆	—	—	165 lbs.	8.0
75N3666CFEL1L	\$ 1057	35 ³ / ₁₆	66	28 ⁷ / ₁₆	—	—	158 lbs.	7.0
75N3666CFEL1P	1268	35 ³ / ₁₆	66	28 ¹³ / ₁₆	—	—	158 lbs.	7.0

- Intended to hook up to a 24" deep worksurface
- Not intended to be used as a freestanding unit
- End panel grommet GE1L available on left extended corner units and GE1R available on right extended corner units
- Unit features 1 full end panel on the extended side and 1 narrow support panel on the corner unit side
- Unit features undersurface corner shelf for added storage
- Assembly required

EXTENDED CORNER UNIT NARROW END PANEL/ NARROW END PANEL



Left shown

MODEL NO./DESCRIPTION	LIST PRICE	DIMENSIONS					CARTONED WEIGHT	CUBIC FEET
		D	W	H	A	KW		
LEFT EXTENDED								
75N3672CFENL2L	\$ 1097	35 ³ / ₁₆	72	28 ⁷ / ₁₆	—	—	165 lbs.	8.0
75N3672CFENL2P	1317	35 ³ / ₁₆	72	28 ¹³ / ₁₆	—	—	165 lbs.	8.0
RIGHT EXTENDED								
75N3666CFENL2L	\$ 1073	35 ³ / ₁₆	66	28 ⁷ / ₁₆	—	—	158 lbs.	7.0
75N3666CFENL2P	1288	35 ³ / ₁₆	66	28 ¹³ / ₁₆	—	—	158 lbs.	7.0
75N3672CFENL1L	\$ 1067	35 ³ / ₁₆	72	28 ⁷ / ₁₆	—	—	165 lbs.	8.0
75N3672CFENL1P	1278	35 ³ / ₁₆	72	28 ¹³ / ₁₆	—	—	165 lbs.	8.0
75N3666CFENL1L	\$ 1043	35 ³ / ₁₆	66	28 ⁷ / ₁₆	—	—	158 lbs.	7.0
75N3666CFENL1P	1253	35 ³ / ₁₆	66	28 ¹³ / ₁₆	—	—	158 lbs.	7.0

- Intended to hook up to a 24" deep worksurface
- Not intended to be used as a freestanding unit; must have linkable shell attached to both sides
- Unit comes with 2 narrow support panels
- End panel grommets not available
- Unit features undersurface corner shelf for added storage
- Assembly required

- Intended to hook up to a 21" deep worksurface
- Not intended to be used as a freestanding unit; must have linkable shell attached to both sides
- Unit comes with 2 narrow support panels
- End panel grommets not available
- Unit features undersurface corner shelf for added storage
- Assembly required

PRODUCT SPECIFICATIONS

- Refer to page 118 for grommet locations and page 116 for grommet options and upcharges
- Refer to pages 401-438 for accessories
- Worksurface laminate and PVC rim will feature the same color
- For coordinating conference tables reference the "Universal" tables section in the Tables Price List

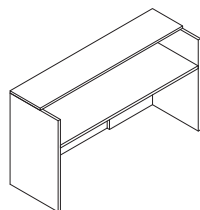
TO ORDER, SPECIFY:

1. Model Number
2. Grommet
3. End Panel Grommet
4. Worksurface Laminate
5. Chassis Laminate

SAMPLE MODEL NUMBER:

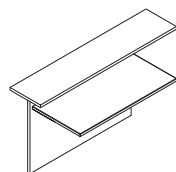
75N2573DSTFL X PB PB
 • See pages 115-116 for all options available in Renegade

	MODEL NO./DESCRIPTION	LIST PRICE	DIMENSIONS				KW	CARTONED WEIGHT	CUBIC FEET
			D	W	H	A			
RECEPTION MAIN SHELL	75N2573DSTFL TFL Top	\$ 1562	25 ³ / ₁₆	73 ⁷ / ₁₆	41 ¹ / ₂	—	69 ¹ / ₂	230 lbs.	8.0
	75N2573DSTFP HPL Top	1874	25 ³ / ₁₆	73 ⁷ / ₁₆	41 ¹ / ₂	—	69 ¹ / ₂	230 lbs.	8.0



- Includes reception counter; counter is 15³/₁₆" D
- Only grommet options (G1L, G1R, G1LR, CUT-G17L, CUT-G17R, and CUT-G17LR) available
- End panel grommets not available
- Unit is non handed; can be used left or right to configure as a reception desk L-station or as a desk and credenza on a reception U-station
- 23" deep undersurface shell pedestals can be ordered for storage; see pages 149-150
- Assembly required
- Worksurface dimensions 24¹/₄" D, 69¹/₂" W
- For tack board options, see pages 433-438

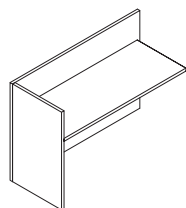
RECEPTION BRIDGE



75N2568BSTFL TFL Top	\$ 621	24 ³ / ₁₆	67 ³ / ₁₆	41 ¹ / ₂	—	48	260 lbs.	7.0
75N2568BSTFP HPL Top	745	24 ³ / ₁₆	67 ³ / ₁₆	41 ¹ / ₂	—	48	260 lbs.	7.0

- Includes reception counter; counter is 15³/₁₆" D
- Specify reception bridge with 2 reception main shells to configure a U-station
- Only grommet options (G1C and CUT-G17C) available
- Assembly required
- Worksurface dimensions 23³/₁₆" D, 48" W
- Woodgrain on worksurfaces runs front-to-back
- For tack board options, see pages 433-438

RECEPTION RETURN SHELL



Left shown

		LEFT RETURN	RIGHT RETURN	LIST PRICE	DIMENSIONS				KW	CARTONED WEIGHT	CUBIC FEET
		MODEL NO.	MODEL NO.		D	W	H	A			
		75N2550RSTFLL	75N2550RSTFRL	\$ 981	24 ³ / ₁₆	50 ³ / ₁₆	40 ³ / ₁₆	—	48	175 lbs.	6.0
		75N2550RSTFLP	75N2550RSTFRP	1179	24 ³ / ₁₆	50 ³ / ₁₆	40 ³ / ₁₆	—	48	175 lbs.	6.0

- Use with reception main shell to configure a reception L-station
- 23" deep undersurface shell pedestals can be ordered for storage; see pages 149-150
- End panel grommets not available
- Assembly required
- Woodgrain on worksurfaces runs front-to-back

RENEGADE

PRODUCT SPECIFICATIONS

- Refer to page 118 for grommet locations and page 116 for grommet options and upcharges
- Refer to pages 401-438 for accessories
- Worksurface laminate and PVC rim will feature the same color
- For coordinating conference tables reference the "Universal" tables section in the Tables Price List

TO ORDER, SPECIFY:

1. Model Number
2. Pull
3. Grommet
4. End Panel Grommet
5. Locking
6. Worksurface Laminate
7. Chassis Laminate

SAMPLE MODEL NUMBERS:

Q75N2448RLF2L MC
 75N2448RLF2L 88MB X X KRB 405 TF
 Q75N2448RLY3L MC
 75N2448RLY3L 88MB G1L GE1L KS1B MC MC

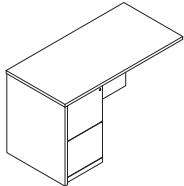
• See pages 115-116 for all options available in Renegade



Shaded model numbers are available on our "To You in 10 Days or Less" Quick Delivery program and will be delivered in 10 days or less.

Quick Delivery—Specify MC, CW, 478 or 874/MC as worksurface/chassis combinations

RETURN FILE/FILE FULL PEDESTAL

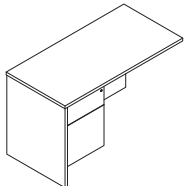


Left shown

MODEL NO./DESCRIPTION	LIST PRICE	DIMENSIONS					CARTONED CUBIC	
		D	W	H	A	KW	WEIGHT	FEET
LEFT RETURN								
RIGHT RETURN								
Q75N2448RLF2L	\$ 1157	24	48 ¹ / ₁₆	28 ⁷ / ₁₆	—	31 ¹ / ₁₆	175 lbs.	27.6
75N2448RLF2L	1132	24	48 ¹ / ₁₆	28 ⁷ / ₁₆	—	31 ¹ / ₁₆	175 lbs.	27.6
75N2448RLF2P	1357	24	48 ¹ / ₁₆	28 ¹ / ₁₆	—	31 ¹ / ₁₆	175 lbs.	27.6
Q75N2442RLF2L	\$ 1110	24	42 ¹ / ₁₆	28 ⁷ / ₁₆	—	25 ¹ / ₁₆	166 lbs.	24.5
75N2442RLF2L	1085	24	42 ¹ / ₁₆	28 ⁷ / ₁₆	—	25 ¹ / ₁₆	166 lbs.	24.5
75N2442RLF2P	1302	24	42 ¹ / ₁₆	28 ¹ / ₁₆	—	25 ¹ / ₁₆	166 lbs.	24.5
75N2148RLF2L	\$ 1078	21	48 ¹ / ₁₆	28 ⁷ / ₁₆	—	31 ¹ / ₁₆	175 lbs.	27.6
75N2148RLF2P	1296	21	48 ¹ / ₁₆	28 ¹ / ₁₆	—	31 ¹ / ₁₆	175 lbs.	27.6
75N2142RLF2L	\$ 1050	21	42 ¹ / ₁₆	28 ⁷ / ₁₆	—	25 ¹ / ₁₆	166 lbs.	24.5
75N2142RLF2P	1263	21	42 ¹ / ₁₆	28 ¹ / ₁₆	—	25 ¹ / ₁₆	166 lbs.	24.5

- End panel grommet GE1L available on left pedestal units and GE1R available on right pedestal units
- Woodgrain on worksurfaces runs front-to-back
- Random lock core (KRB, KRS) and specified lock core (KS1B, KS1S) available

RETURN BOX/FILE 3/4 PEDESTAL



Left shown

MODEL NO./DESCRIPTION	LIST PRICE	DIMENSIONS					CARTONED CUBIC	
		D	W	H	A	KW	WEIGHT	FEET
LEFT RETURN								
RIGHT RETURN								
Q75N2448RLY3L	\$ 1002	24	48 ¹ / ₁₆	28 ⁷ / ₁₆	—	31 ¹ / ₁₆	175 lbs.	27.6
75N2448RLY3L	977	24	48 ¹ / ₁₆	28 ⁷ / ₁₆	—	31 ¹ / ₁₆	175 lbs.	27.6
75N2448RLY3P	1172	24	48 ¹ / ₁₆	28 ¹ / ₁₆	—	31 ¹ / ₁₆	175 lbs.	27.6
Q75N2442RLY3L	\$ 953	24	42 ¹ / ₁₆	28 ⁷ / ₁₆	—	25 ¹ / ₁₆	166 lbs.	24.5
75N2442RLY3L	928	24	42 ¹ / ₁₆	28 ⁷ / ₁₆	—	25 ¹ / ₁₆	166 lbs.	24.5
75N2442RLY3P	1115	24	42 ¹ / ₁₆	28 ¹ / ₁₆	—	25 ¹ / ₁₆	166 lbs.	24.5
75N2148RLY3L	\$ 922	21	48 ¹ / ₁₆	28 ⁷ / ₁₆	—	31 ¹ / ₁₆	175 lbs.	27.6
75N2148RLY3P	1107	21	48 ¹ / ₁₆	28 ¹ / ₁₆	—	31 ¹ / ₁₆	175 lbs.	27.6
75N2142RLY3L	\$ 895	21	42 ¹ / ₁₆	28 ⁷ / ₁₆	—	25 ¹ / ₁₆	166 lbs.	24.5
75N2142RLY3P	1074	21	42 ¹ / ₁₆	28 ¹ / ₁₆	—	25 ¹ / ₁₆	166 lbs.	24.5

- End panel grommet GE1L available on left pedestal units and GE1R available on right pedestal units
- Woodgrain on worksurfaces runs front-to-back
- Random lock core (KRB, KRS) and specified lock core (KS1B, KS1S) available

PRODUCT SPECIFICATIONS

- Refer to page 118 for grommet locations and page 116 for grommet options and upcharges
- Refer to pages 401-438 for accessories
- Worksurface laminate and PVC rim will feature the same color
- For coordinating conference tables reference the "Universal" tables section in the Tables Price List

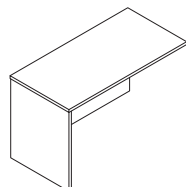
TO ORDER, SPECIFY:

1. Model Number
2. Grommet
3. End Panel Grommet
4. Worksurface Laminate
5. Chassis Laminate

SAMPLE MODEL NUMBER:

75N2448RSLL G1C GE1L MH MH
 • See pages 115-116 for all options available in Renegade

	MODEL NO./DESCRIPTION		LIST PRICE	DIMENSIONS					CARTONED CUBIC	
				D	W	H	A	KW	WEIGHT	FEET
RETURN SHELL	LEFT RETURN	RIGHT RETURN								
	75N2448RSLL	75N2448RSRL	TFL Top \$ 679	24	48 ¹ / ₁₆	28 ⁷ / ₈	—	—	92 lbs.	4.3
	75N2448RSLP	75N2448RSRP	HPL Top 813	24	48 ¹ / ₁₆	28 ¹³ / ₁₆	—	—	92 lbs.	4.3
	75N2442RSLL	75N2442RSRL	TFL Top \$ 620	24	42 ¹ / ₁₆	28 ⁷ / ₈	—	—	82 lbs.	3.8
	75N2442RSLP	75N2442RSRP	HPL Top 743	24	42 ¹ / ₁₆	28 ¹³ / ₁₆	—	—	82 lbs.	3.8
	75N2148RSLL	75N2148RSRL	TFL Top \$ 610	21	48 ¹ / ₁₆	28 ⁷ / ₈	—	—	86 lbs.	4.3
	75N2148RSLP	75N2148RSRP	HPL Top 732	21	48 ¹ / ₁₆	28 ¹³ / ₁₆	—	—	86 lbs.	4.3
	75N2142RSLL	75N2142RSRL	TFL Top \$ 563	21	42 ¹ / ₁₆	28 ⁷ / ₈	—	—	75 lbs.	3.8
	75N2142RSLP	75N2142RSRP	HPL Top 674	21	42 ¹ / ₁₆	28 ¹³ / ₁₆	—	—	75 lbs.	3.8



Left shown

- Assembly required
- End panel grommet GE1L available on left units and GE1R available on right units
- Woodgrain on worksurfaces runs front-to-back

RENEGADE

PRODUCT SPECIFICATIONS

- Refer to page 118 for grommet locations and page 116 for grommet options and upcharges
- Refer to pages 401-438 for accessories
- For coordinating conference tables reference the "Universal" tables section in the Tables Price List

TO ORDER, SPECIFY:

1. Model Number
2. Grommet

SAMPLE MODEL NUMBERS:

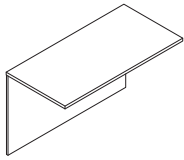
Q75N2448BEFL MC
75N2442BEFP G1C CW CW

- See pages 115-116 for all options available in Renegade



Shaded model numbers are available on our "To You in 10 Days or Less" Quick Delivery program and will be delivered in 10 days or less.

BRIDGE



MODEL NO./DESCRIPTION	LIST PRICE	DIMENSIONS					CARTONED WEIGHT	CUBIC FEET
		D	W	H	A	KW		
Q75N2448BEFL TFL Top	\$ 540	24	48 ¹ / ₁₆	28 ⁷ / ₈	—	—	80 lbs.	4.1
75N2448BEFL TFL Top	515	24	48 ¹ / ₁₆	28 ⁷ / ₈	—	—	80 lbs.	4.1
75N2448BEFP HPL Top	619	24	48 ¹ / ₁₆	28 ¹ / ₁₆	—	—	80 lbs.	4.1
Q75N2442BEFL TFL Top	\$ 500	24	42 ¹ / ₁₆	28 ⁷ / ₈	—	—	72 lbs.	3.7
75N2442BEFL TFL Top	475	24	42 ¹ / ₁₆	28 ⁷ / ₈	—	—	72 lbs.	3.7
75N2442BEFP HPL Top	570	24	42 ¹ / ₁₆	28 ¹ / ₁₆	—	—	72 lbs.	3.7
75N2436BEFL TFL Top	\$ 421	24	36	28 ⁷ / ₈	—	—	69 lbs.	3.5
75N2436BEFP HPL Top	505	24	36	28 ¹ / ₁₆	—	—	69 lbs.	3.5
75N2148BEFL TFL Top	\$ 465	21	48 ¹ / ₁₆	28 ⁷ / ₈	—	—	80 lbs.	4.1
75N2148BEFP HPL Top	556	21	48 ¹ / ₁₆	28 ¹ / ₁₆	—	—	80 lbs.	4.1
75N2142BEFL TFL Top	\$ 415	21	42 ¹ / ₁₆	28 ⁷ / ₈	—	—	72 lbs.	3.7
75N2142BEFP HPL Top	498	21	42 ¹ / ₁₆	28 ¹ / ₁₆	—	—	72 lbs.	3.7
75N2136BEFL TFL Top	\$ 406	21	36	28 ⁷ / ₈	—	—	69 lbs.	3.5
75N2136BEFP HPL Top	487	21	36	28 ¹ / ₁₆	—	—	69 lbs.	3.5

- Assembly required
- Only grommet options (G1C and CUT-G17C) available
- Woodgrain on worksurfaces runs front-to-back

PRODUCT SPECIFICATIONS

- Refer to page 118 for grommet locations and page 116 for grommet options and upcharges
- Refer to pages 401-438 for accessories
- Worksurface laminate and PVC rim will feature the same color
- For coordinating conference tables reference the "Universal" tables section in the Tables Price List

TO ORDER, SPECIFY:

1. Model Number
2. Pull
3. Grommet
4. End Panel Grommet
5. Locking
6. Worksurface Laminate
7. Chassis Laminate

SAMPLE MODEL NUMBER:

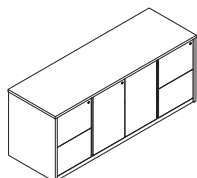
75N2472CSF2L 86 G1C G1LR KS3B MH MH
 • See pages 115-116 for all options available in Renegade



Shaded model numbers are available on our "To You in 10 Days or Less" Quick Delivery program and will be delivered in 10 days or less.

Quick Delivery—Specify MC, CW, 478 or 874/MC as worksurface/chassis combinations

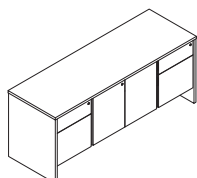
STORAGE CREDENZA FULL PEDESTAL



MODEL NO./DESCRIPTION	LIST PRICE	DIMENSIONS					CARTONED CUBIC	
		D	W	H	A	KW	WEIGHT	FEET
Q75N2472CSF2L TFL Top	\$ 2172	24	71 ¹ / ₁₆	28 ⁷ / ₁₆	—	—	346 lbs.	39.8
75N2472CSF2L TFL Top	2122	24	71 ¹ / ₁₆	28 ⁷ / ₁₆	—	—	346 lbs.	39.8
75N2472CSF2P HPL Top	2627	24	71 ¹ / ₁₆	28 ¹ / ₁₆	—	—	346 lbs.	39.8
75N2466CSF2L TFL Top	\$ 2074	24	66	28 ⁷ / ₁₆	—	—	334 lbs.	32.7
75N2466CSF2P HPL Top	2487	24	66	28 ¹ / ₁₆	—	—	334 lbs.	32.7
75N2172CSF2L TFL Top	\$ 2058	21	71 ¹ / ₁₆	28 ⁷ / ₁₆	—	—	346 lbs.	39.8
75N2172CSF2P HPL Top	2471	21	71 ¹ / ₁₆	28 ¹ / ₁₆	—	—	346 lbs.	39.8
75N2166CSF2L TFL Top	\$ 1888	21	66	28 ⁷ / ₁₆	—	—	334 lbs.	32.7
75N2166CSF2P HPL Top	2266	21	66	28 ¹ / ₁₆	—	—	334 lbs.	32.7

- 72" unit features an adjustable shelf (14" deep, 33³/₈" wide, and 3/4" thick)
- 66" unit features an adjustable shelf (14" deep, 27⁷/₈" wide, and 3/4" thick)
- Random lock core (KRB, KRS) and specified lock core (KS3B, KS3S) available

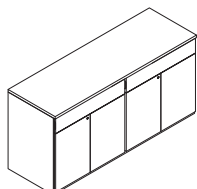
STORAGE CREDENZA 3/4 PEDESTAL



Q75N2472CSY3L TFL Top	\$ 2034	24	71 ¹ / ₁₆	28 ⁷ / ₁₆	—	—	346 lbs.	39.8
75N2472CSY3L TFL Top	1984	24	71 ¹ / ₁₆	28 ⁷ / ₁₆	—	—	346 lbs.	39.8
75N2472CSY3P HPL Top	2464	24	71 ¹ / ₁₆	28 ¹ / ₁₆	—	—	346 lbs.	39.8
75N2466CSY3L TFL Top	\$ 1861	24	66	28 ⁷ / ₁₆	—	—	334 lbs.	32.7
75N2466CSY3P HPL Top	2232	24	66	28 ¹ / ₁₆	—	—	334 lbs.	32.7
75N2172CSY3L TFL Top	\$ 1851	21	71 ¹ / ₁₆	28 ⁷ / ₁₆	—	—	346 lbs.	39.8
75N2172CSY3P HPL Top	2219	21	71 ¹ / ₁₆	28 ¹ / ₁₆	—	—	346 lbs.	39.8
75N2166CSY3L TFL Top	\$ 1737	21	66	28 ⁷ / ₁₆	—	—	334 lbs.	32.7
75N2166CSY3P HPL Top	2083	21	66	28 ¹ / ₁₆	—	—	334 lbs.	32.7

- 72" unit features an adjustable shelf (14" deep, 33³/₈" wide, and 3/4" thick)
- 66" unit features an adjustable shelf (14" deep, 27⁷/₈" wide, and 3/4" thick)
- Random lock core (KRB, KRS) and specified lock core (KS3B, KS3S) available

BUFFET CREDENZA



75N2472CBL TFL Top	\$ 2757	24	71 ¹ / ₁₆	35	—	—	346 lbs.	39.8
75N2472CBP HPL Top	3311	24	71 ¹ / ₁₆	35 ¹ / ₁₆	—	—	346 lbs.	39.8

- Grommet not available
- Interior dimensions of each storage section are 21¹/₄" D, 34³/₈" W, 24³/₄" H
- Random lock core (KRB, KRS) and specified lock core (KS2B, KS2S) available
- Storage doors feature a standard pull with the integrated pull option

RENEGADE

PRODUCT SPECIFICATIONS

- Refer to page 118 for grommet locations and page 116 for grommet options and upcharges
- Refer to pages 401-438 for accessories
- Worksurface laminate and PVC rim will feature the same color
- For coordinating conference tables reference the "Universal" tables section in the Tables Price List

TO ORDER, SPECIFY:

1. Model Number
2. Pull
3. Grommet
4. End Panel Grommet
5. Locking
6. Worksurface Laminate
7. Chassis Laminate

SAMPLE MODEL NUMBERS:

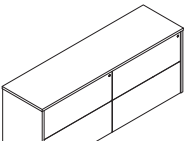
Q75N2472CKF2L MC
75N2474CSF6L 87CC X X KRB PB PB

- See pages 115-116 for all options available in Renegade



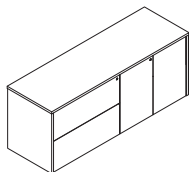
Shaded model numbers are available on our "To You in 10 Days or Less" Quick Delivery program and will be delivered in 10 days or less.

Quick Delivery—Specify MC, CW, 478 or 874/MC as worksurface/chassis combinations

	MODEL NO./DESCRIPTION	LIST PRICE	DIMENSIONS					CARTONED CUBIC	
			D	W	H	A	KW	WEIGHT	FEET
LATERAL FILE CREENZA 	75N2474CFF6L TFL Top	\$ 2302	24	74	28 $\frac{3}{8}$	—	—	346 lbs.	39.8
	75N2474CFF6P HPL Top	2757	24	74	28 $\frac{1}{2}$	—	—	346 lbs.	39.8
	75N2174CFF6L TFL Top	\$ 2253	21	74	28 $\frac{3}{8}$	—	—	346 lbs.	39.8
	75N2174CFF6P HPL Top	2705	21	74	28 $\frac{1}{2}$	—	—	346 lbs.	39.8

- Only grommet options (G1L, G1R, G1LR, CUT-G17L, CUT-G17R, and CUT-G17LR) available
- Random lock core (KRB, KRS) and specified lock core (KS2B, KS2S) available

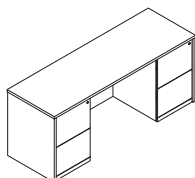
STORAGE CREENZA LATERAL FILE/DOUBLE DOOR



75N2474CSF6L TFL Top	\$ 2106	24	74	28 $\frac{3}{8}$	—	—	346 lbs.	39.8
75N2474CSF6P HPL Top	2529	24	74	28 $\frac{1}{2}$	—	—	346 lbs.	39.8
75N2174CSF6L TFL Top	\$ 2058	21	74	28 $\frac{3}{8}$	—	—	346 lbs.	39.8
75N2174CSF6P HPL Top	2471	21	74	28 $\frac{1}{2}$	—	—	346 lbs.	39.8

- Only grommet options (G1L, G1R, G1LR, CUT-G17L, CUT-G17R, and CUT-G17LR) available
- Features 1 adjustable shelf
- Random lock core (KRB, KRS) and specified lock core (KS2B, KS2S) available

KNEESPACE CREENZA FULL PEDESTAL



Q75N2472CKF2L TFL Top	\$ 1992	24	71 $\frac{1}{2}$	28 $\frac{3}{8}$	—	33 $\frac{1}{2}$	279 lbs.	39.8
75N2472CKF2L TFL Top	1967	24	71 $\frac{1}{2}$	28 $\frac{3}{8}$	—	33 $\frac{1}{2}$	279 lbs.	39.8
75N2472CKF2P HPL Top	2400	24	71 $\frac{1}{2}$	28 $\frac{1}{2}$	—	33 $\frac{1}{2}$	279 lbs.	39.8
75N2466CKF2L TFL Top	\$ 1919	24	66	28 $\frac{3}{8}$	—	33 $\frac{1}{2}$	267 lbs.	32.7
75N2466CKF2P HPL Top	2304	24	66	28 $\frac{1}{2}$	—	33 $\frac{1}{2}$	267 lbs.	32.7
75N2460CKF2L TFL Top	\$ 1913	24	60	28 $\frac{3}{8}$	—	27 $\frac{7}{16}$	256 lbs.	33.7
75N2460CKF2P HPL Top	2295	24	60	28 $\frac{1}{2}$	—	27 $\frac{7}{16}$	256 lbs.	33.7
75N2172CKF2L TFL Top	\$ 1908	21	71 $\frac{1}{2}$	28 $\frac{3}{8}$	—	33 $\frac{1}{2}$	279 lbs.	39.8
75N2172CKF2P HPL Top	2290	21	71 $\frac{1}{2}$	28 $\frac{1}{2}$	—	33 $\frac{1}{2}$	279 lbs.	39.8
75N2166CKF2L TFL Top	\$ 1889	21	66	28 $\frac{3}{8}$	—	33 $\frac{1}{2}$	267 lbs.	32.7
75N2166CKF2P HPL Top	2268	21	66	28 $\frac{1}{2}$	—	33 $\frac{1}{2}$	267 lbs.	32.7
75N2160CKF2L TFL Top	\$ 1880	21	60	28 $\frac{3}{8}$	—	27 $\frac{7}{16}$	256 lbs.	33.7
75N2160CKF2P HPL Top	2255	21	60	28 $\frac{1}{2}$	—	27 $\frac{7}{16}$	256 lbs.	33.7

- Random lock core (KRB, KRS) and specified lock core (KS2B, KS2S) available

PRODUCT SPECIFICATIONS

- Refer to page 118 for grommet locations and page 116 for grommet options and upcharges
- Refer to pages 401-438 for accessories
- Worksurface laminate and PVC rim will feature the same color
- For coordinating conference tables reference the "Universal" tables section in the Tables Price List

TO ORDER, SPECIFY:

1. Model Number
2. Pull
3. Grommet
4. End Panel Grommet
5. Locking
6. Worksurface Laminate
7. Chassis Laminate

SAMPLE MODEL NUMBER:

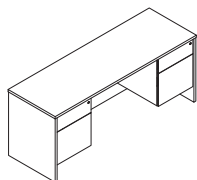
75N2472CKY3L 86 X X KRS 874 MC
 • See pages 115-116 for all options available in Renegade



Shaded model numbers are available on our "To You in 10 Days or Less" Quick Delivery program and will be delivered in 10 days or less.

Quick Delivery—Specify MC, CW, 478 or 874/MC as worksurface/chassis combinations

**KNEESPACE CREDENZA
 ¾ PEDESTAL**



MODEL NO./DESCRIPTION	LIST PRICE	DIMENSIONS					CARTONED CUBIC	
		D	W	H	A	KW	WEIGHT	FEET
Q75N2472CKY3L TFL Top	\$ 1633	24	71 ¹ / ₁₆	28 ⁷ / ₈	—	33 ¹ / ₂	279 lbs.	39.8
75N2472CKY3L TFL Top	1608	24	71 ¹ / ₁₆	28 ⁷ / ₈	—	33 ¹ / ₂	279 lbs.	39.8
75N2472CKY3P HPL Top	1972	24	71 ¹ / ₁₆	28 ¹⁵ / ₁₆	—	33 ¹ / ₂	279 lbs.	39.8
75N2466CKY3L TFL Top	\$ 1562	24	66	28 ⁷ / ₈	—	33 ¹ / ₂	267 lbs.	32.7
75N2466CKY3P HPL Top	1875	24	66	28 ¹⁵ / ₁₆	—	33 ¹ / ₂	267 lbs.	32.7
75N2460CKY3L TFL Top	\$ 1498	24	60	28 ⁷ / ₈	—	27 ⁷ / ₁₆	256 lbs.	33.7
75N2460CKY3P HPL Top	1799	24	60	28 ¹⁵ / ₁₆	—	27 ⁷ / ₁₆	256 lbs.	33.7
75N2172CKY3L TFL Top	\$ 1471	21	71 ¹ / ₁₆	28 ⁷ / ₈	—	33 ¹ / ₂	279 lbs.	39.8
75N2172CKY3P HPL Top	1766	21	71 ¹ / ₁₆	28 ¹⁵ / ₁₆	—	33 ¹ / ₂	279 lbs.	39.8
75N2166CKY3L TFL Top	\$ 1450	21	66	28 ⁷ / ₈	—	33 ¹ / ₂	267 lbs.	32.7
75N2166CKY3P HPL Top	1739	21	66	28 ¹⁵ / ₁₆	—	33 ¹ / ₂	267 lbs.	32.7
75N2160CKY3L TFL Top	\$ 1415	21	60	28 ⁷ / ₈	—	27 ⁷ / ₁₆	256 lbs.	33.7
75N2160CKY3P HPL Top	1695	21	60	28 ¹⁵ / ₁₆	—	27 ⁷ / ₁₆	256 lbs.	33.7

• Random lock core (KRB, KRS) and specified lock core (KS2B, KS2S) available

RENEGADE

PRODUCT SPECIFICATIONS

- Refer to page 118 for grommet locations and page 116 for grommet options and upcharges
- Refer to pages 401-438 for accessories
- Worksurface laminate and PVC rim will feature the same color
- For coordinating conference tables reference the "Universal" tables section in the Tables Price List

TO ORDER, SPECIFY:

1. Model Number
2. Pull
3. Grommet
4. End Panel Grommet
5. Locking
6. Worksurface Laminate
7. Chassis Laminate

SAMPLE MODEL NUMBERS:

Q75N2472CLF2L MC
75N2472CLF2L 88PL X X KRB MH MH

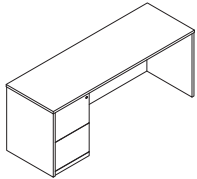
- See pages 115-116 for all options available in Renegade



Shaded model numbers are available on our "To You in 10 Days or Less" Quick Delivery program and will be delivered in 10 days or less.

Quick Delivery—Specify MC, CW, 478 or 874/MC as worksurface/chassis combinations

SINGLE PEDESTAL CREDENZA FILE/FILE FULL PEDESTAL



MODEL NO./DESCRIPTION	LIST PRICE	DIMENSIONS					CARTONED CUBIC	
		D	W	H	A	KW	WEIGHT	FEET
LEFT PEDESTAL								
RIGHT PEDESTAL								
Q75N2472CLF2L	\$ 1607	24	71 ¹ / ₁₆	28 ⁷ / ₁₆	—	51 ¹ / ₂	239 lbs.	39.8
75N2472CLF2L	1557	24	71 ¹ / ₁₆	28 ⁷ / ₁₆	—	51 ¹ / ₂	239 lbs.	39.8
75N2472CLF2P	1951	24	71 ¹ / ₁₆	28 ¹ / ₁₆	—	51 ¹ / ₂	239 lbs.	39.8
75N2466CLF2L	\$ 1509	24	66	28 ⁷ / ₁₆	—	48 ¹ / ₂	227 lbs.	32.7
75N2466CLF2P	1809	24	66	28 ¹ / ₁₆	—	48 ¹ / ₂	227 lbs.	32.7
75N2460CLF2L	\$ 1478	24	60	28 ⁷ / ₁₆	—	42 ¹ / ₂	216 lbs.	33.7
75N2460CLF2P	1773	24	60	28 ¹ / ₁₆	—	42 ¹ / ₂	216 lbs.	33.7
75N2172CLF2L	\$ 1367	21	71 ¹ / ₁₆	28 ⁷ / ₁₆	—	51 ¹ / ₂	239 lbs.	39.8
75N2172CLF2P	1642	21	71 ¹ / ₁₆	28 ¹ / ₁₆	—	51 ¹ / ₂	239 lbs.	39.8
75N2166CLF2L	\$ 1345	21	66	28 ⁷ / ₁₆	—	48 ¹ / ₂	227 lbs.	32.7
75N2166CLF2P	1612	21	66	28 ¹ / ₁₆	—	48 ¹ / ₂	227 lbs.	32.7
75N2160CLF2L	\$ 1309	21	60	28 ⁷ / ₁₆	—	42 ¹ / ₂	216 lbs.	33.7
75N2160CLF2P	1569	21	60	28 ¹ / ₁₆	—	42 ¹ / ₂	216 lbs.	33.7

• Random lock core (KRB, KRS) and specified lock core (KS1B, KS1S) available

PRODUCT SPECIFICATIONS

- Refer to page 118 for grommet locations and page 116 for grommet options and upcharges
- Refer to pages 401-438 for accessories
- Worksurface laminate and PVC rim will feature the same color
- For coordinating conference tables reference the "Universal" tables section in the Tables Price List

TO ORDER, SPECIFY:

1. Model Number
2. Pull
3. Grommet
4. End Panel Grommet
5. Locking
6. Worksurface Laminate
7. Chassis Laminate

SAMPLE MODEL NUMBER:

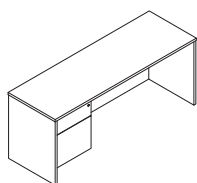
75N2472CLY3L 87MB G1C X KRB MH MH
 • See pages 115-116 for all options available in Renegade



Shaded model numbers are available on our "To You in 10 Days or Less" Quick Delivery program and will be delivered in 10 days or less.

Quick Delivery—Specify MC, CW, 478 or 874/MC as worksurface/chassis combinations

SINGLE PEDESTAL CREDENZA BOX/FILE ¾ PEDESTAL

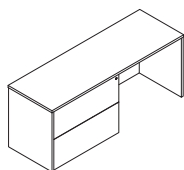


Left shown

MODEL NO./DESCRIPTION	LIST PRICE	DIMENSIONS				KW	CARTONED WEIGHT	CUBIC FEET
		D	W	H	A			
LEFT PEDESTAL								
RIGHT PEDESTAL								
Q75N2472CLY3L	1411	24	71 ¹ / ₁₆	28 ³ / ₁₆	—	51 ¹ / ₂	239 lbs.	39.8
75N2472CLY3L	1361	24	71 ¹ / ₁₆	28 ³ / ₁₆	—	51 ¹ / ₂	239 lbs.	39.8
75N2472CLY3P	1720	24	71 ¹ / ₁₆	28 ¹ / ₁₆	—	51 ¹ / ₂	239 lbs.	39.8
75N2466CLY3L	1318	24	66	28 ³ / ₁₆	—	48 ¹ / ₂	227 lbs.	32.7
75N2466CLY3P	1581	24	66	28 ¹ / ₁₆	—	48 ¹ / ₂	227 lbs.	32.7
75N2460CLY3L	1289	24	60	28 ³ / ₁₆	—	42 ¹ / ₂	216 lbs.	33.7
75N2460CLY3P	1548	24	60	28 ¹ / ₁₆	—	42 ¹ / ₂	216 lbs.	33.7
75N2172CLY3L	1228	21	71 ¹ / ₁₆	28 ³ / ₁₆	—	51 ¹ / ₂	239 lbs.	39.8
75N2172CLY3P	1473	21	71 ¹ / ₁₆	28 ¹ / ₁₆	—	51 ¹ / ₂	239 lbs.	39.8
75N2166CLY3L	1212	21	66	28 ³ / ₁₆	—	48 ¹ / ₂	227 lbs.	32.7
75N2166CLY3P	1454	21	66	28 ¹ / ₁₆	—	48 ¹ / ₂	227 lbs.	32.7
75N2160CLY3L	1171	21	60	28 ³ / ₁₆	—	42 ¹ / ₂	216 lbs.	33.7
75N2160CLY3P	1403	21	60	28 ¹ / ₁₆	—	42 ¹ / ₂	216 lbs.	33.7

• Random lock core (KRB, KRS) and specified lock core (KS1B, KS1S) available

SINGLE PEDESTAL CREDENZA LATERAL FILE



Left shown

MODEL NO./DESCRIPTION	LIST PRICE	DIMENSIONS				KW	CARTONED WEIGHT	CUBIC FEET
		D	W	H	A			
LEFT PEDESTAL								
RIGHT PEDESTAL								
75N2472CLF6L	1846	24	71 ¹ / ₁₆	28 ³ / ₁₆	—	33 ³ / ₁₆	279 lbs.	39.8
75N2472CLF6P	2216	24	71 ¹ / ₁₆	28 ¹ / ₁₆	—	33 ³ / ₁₆	279 lbs.	39.8
75N2466CLF6L	1818	24	66	28 ³ / ₁₆	—	31 ¹ / ₄	267 lbs.	32.7
75N2466CLF6P	2181	24	66	28 ¹ / ₁₆	—	31 ¹ / ₄	267 lbs.	32.7
75N2172CLF6L	1801	21	71 ¹ / ₁₆	28 ³ / ₁₆	—	33 ³ / ₁₆	279 lbs.	39.8
75N2172CLF6P	2162	21	71 ¹ / ₁₆	28 ¹ / ₁₆	—	33 ³ / ₁₆	279 lbs.	39.8
75N2166CLF6L	1678	21	66	28 ³ / ₁₆	—	31 ¹ / ₄	267 lbs.	32.7
75N2166CLF6P	2012	21	66	28 ¹ / ₁₆	—	31 ¹ / ₄	267 lbs.	32.7

• To prevent tipping, it is recommended that cabinets be ganged together or anchored to a suitable wall or floor
 • Only grommet options (G1L, G1R, G1LR, CUT-G17L, CUT-G17R, and CUT-G17LR) available
 • Random lock core (KRB, KRS) and specified lock core (KS1B, KS1S) available

RENEGADE

PRODUCT SPECIFICATIONS

- Refer to page 118 for grommet locations and page 116 for grommet options and upcharges
- Refer to pages 401-438 for accessories
- Worksurface laminate and PVC rim will feature the same color
- Refer to pages 119-120 for typicals and thought starters for freestanding shells and linkable shells
- For coordinating conference tables reference the "Universal" tables section in the Tables Price List

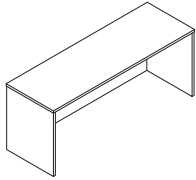
TO ORDER, SPECIFY:

1. Model Number
2. Grommet
3. End Panel Grommet
4. Worksurface Laminate
5. Chassis Laminate

SAMPLE MODEL NUMBER:

75N2472CSHF29L G1C GE1R MC MC

- See pages 115-116 for all options available in Renegade

	MODEL NO./DESCRIPTION	LIST PRICE	DIMENSIONS					CARTONED CUBIC	
			D	W	H	A	KW	WEIGHT	FEET
SHELL FREESTANDING WORKSURFACE HEIGHT FULL END PANELS	75N3072DSFL TFL Top	\$ 900	30 ¹ / ₁₆	71 ¹ / ₁₆	28 ⁷ / ₁₆	—	—	150 lbs.	4.7
	75N3072DSFP HPL Top	1080	30 ¹ / ₁₆	71 ¹ / ₁₆	28 ¹ / ₁₆	—	—	150 lbs.	4.7
	75N3066DSFL TFL Top	\$ 870	30 ¹ / ₁₆	66	28 ⁷ / ₁₆	—	—	138 lbs.	4.3
	75N3066DSFP HPL Top	1043	30 ¹ / ₁₆	66	28 ¹ / ₁₆	—	—	138 lbs.	4.3
	75N3060DSFL TFL Top	\$ 820	30 ¹ / ₁₆	60	28 ⁷ / ₁₆	—	—	126 lbs.	4.0
	75N3060DSFP HPL Top	985	30 ¹ / ₁₆	60	28 ¹ / ₁₆	—	—	126 lbs.	4.0
	75N3048DSFL TFL Top	\$ 743	30 ¹ / ₁₆	48	28 ⁷ / ₁₆	—	—	111 lbs.	3.3
	75N3048DSFP HPL Top	892	30 ¹ / ₁₆	48	28 ¹ / ₁₆	—	—	111 lbs.	3.3
	75N3042DSFL TFL Top	\$ 714	30 ¹ / ₁₆	42	28 ⁷ / ₁₆	—	—	101 lbs.	3.0
	75N3042DSFP HPL Top	860	30 ¹ / ₁₆	42	28 ¹ / ₁₆	—	—	101 lbs.	3.0
	75N3036DSFL TFL Top	\$ 667	30 ¹ / ₁₆	36	28 ⁷ / ₁₆	—	—	92 lbs.	2.8
	75N3036DSFP HPL Top	800	30 ¹ / ₁₆	36	28 ¹ / ₁₆	—	—	92 lbs.	2.8
	75N2472CSHF29L TFL Top	\$ 818	24	71 ¹ / ₁₆	28 ⁷ / ₁₆	—	—	130 lbs.	4.7
	75N2472CSHF29P HPL Top	983	24	71 ¹ / ₁₆	28 ¹ / ₁₆	—	—	130 lbs.	4.7
	75N2466CSHF29L TFL Top	\$ 801	24	66	28 ⁷ / ₁₆	—	—	118 lbs.	4.3
	75N2466CSHF29P HPL Top	959	24	66	28 ¹ / ₁₆	—	—	118 lbs.	4.3
	75N2460CSHF29L TFL Top	\$ 743	24	60	28 ⁷ / ₁₆	—	—	106 lbs.	4.0
	75N2460CSHF29P HPL Top	892	24	60	28 ¹ / ₁₆	—	—	106 lbs.	4.0

- Assembly required; support panel (75N1228SSL) required when kneespace area is greater than 48"
- When assembling 2-36" undersurface units under a shell, you must specify shells on page 148

PRODUCT SPECIFICATIONS

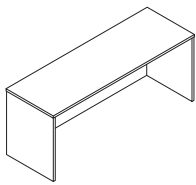
- Refer to page 118 for grommet locations and page 116 for grommet options and upcharges
- Refer to pages 401-438 for accessories
- Worksurface laminate and PVC rim will feature the same color
- Refer to pages 119-120 for typicals and thought starters for freestanding shells and linkable shells
- For coordinating conference tables reference the "Universal" tables section in the Tables Price List

TO ORDER, SPECIFY:

1. Model Number
2. Grommet
3. End Panel Grommet
4. Worksurface Laminate
5. Chassis Laminate

SAMPLE MODEL NUMBER:

75N2436CSH F29L G1C GE1R MC MC
 • See pages 115-116 for all options available in Renegade

	MODEL NO./DESCRIPTION	LIST PRICE	DIMENSIONS					CARTONED WEIGHT	CUBIC FEET
			D	W	H	A	KW		
SHELL FREESTANDING WORKSURFACE HEIGHT FULL END PANELS (CONTINUED)	75N2448CSHF29L TFL Top	\$ 667	24	48	28 $\frac{3}{8}$	—	—	91 lbs.	3.3
	75N2448CSHF29P HPL Top	800	24	48	28 $\frac{3}{8}$	—	—	91 lbs.	3.3
	75N2442CSHF29L TFL Top	\$ 641	24	42	28 $\frac{3}{8}$	—	—	81 lbs.	3.0
	75N2442CSHF29P HPL Top	766	24	42	28 $\frac{3}{8}$	—	—	81 lbs.	3.0
	75N2436CSHF29L TFL Top	\$ 590	24	36	28 $\frac{3}{8}$	—	—	72 lbs.	2.8
	75N2436CSHF29P HPL Top	707	24	36	28 $\frac{3}{8}$	—	—	72 lbs.	2.8
	75N2172CSHF29L TFL Top	\$ 765	21	71 $\frac{1}{8}$	28 $\frac{3}{8}$	—	—	130 lbs.	4.7
	75N2172CSHF29P HPL Top	918	21	71 $\frac{1}{8}$	28 $\frac{3}{8}$	—	—	130 lbs.	4.7
	75N2166CSHF29L TFL Top	\$ 747	21	66	28 $\frac{3}{8}$	—	—	118 lbs.	4.3
	75N2166CSHF29P HPL Top	895	21	66	28 $\frac{3}{8}$	—	—	118 lbs.	4.3
	75N2160CSHF29L TFL Top	\$ 687	21	60	28 $\frac{3}{8}$	—	—	106 lbs.	4.0
	75N2160CSHF29P HPL Top	827	21	60	28 $\frac{3}{8}$	—	—	106 lbs.	4.0
	75N2148CSHF29L TFL Top	\$ 612	21	48	28 $\frac{3}{8}$	—	—	91 lbs.	3.3
	75N2148CSHF29P HPL Top	733	21	48	28 $\frac{3}{8}$	—	—	91 lbs.	3.3
	75N2142CSHF29L TFL Top	\$ 584	21	42	28 $\frac{3}{8}$	—	—	81 lbs.	3.0
	75N2142CSHF29P HPL Top	702	21	42	28 $\frac{3}{8}$	—	—	81 lbs.	3.0
	75N2136CSHF29L TFL Top	\$ 536	21	36	28 $\frac{3}{8}$	—	—	72 lbs.	2.8
	75N2136CSHF29P HPL Top	644	21	36	28 $\frac{3}{8}$	—	—	72 lbs.	2.8

- Assembly required; support panel (75N1228SSL) required when kneespace area is greater than 48"
- When assembling 2-36" undersurface units under a shell, you must specify shells on page 148

RENEGADE

PRODUCT SPECIFICATIONS

- Refer to page 118 for grommet locations and page 116 for grommet options and upcharges
- Refer to pages 401-438 for accessories
- Worksurface laminate and PVC rim will feature the same color
- Refer to pages 119-120 for typicals and thought starters for freestanding shells and linkable shells
- For coordinating conference tables reference the "Universal" tables section in the Tables Price List

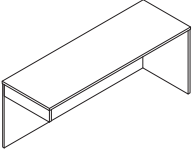
TO ORDER, SPECIFY:

1. Model Number
2. Grommet
3. End Panel Grommet
4. Worksurface Laminate
5. Chassis Laminate

SAMPLE MODEL NUMBERS:

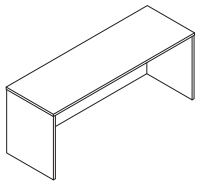
75N2472CSHF22L X X 480 HN
 75N2472CSHHL29L G1L GE1L TF TF

- See pages 115-116 for all options available in Renegade

SHELL FREESTANDING WORKSURFACE HEIGHT BOX/FILE HEIGHT END PANEL	MODEL NO./DESCRIPTION		LIST PRICE	DIMENSIONS					CARTONED CUBIC		
	LEFT	RIGHT		D	W	H	A	KW	WEIGHT	FEET	
 <p>Left shown</p>	75N2472CSHHL29L	75N2472CSHHR29L	TFL Top	\$ 818	24	71 ¹ / ₁₆	28 ⁷ / ₈	—	—	120 lbs.	4.7
	75N2472CSHHL29P	75N2472CSHHR29P	HPL Top	983	24	71 ¹ / ₁₆	28 ¹ / ₁₆	—	—	120 lbs.	4.7
	75N2466CSHHL29L	75N2466CSHHR29L	TFL Top	\$ 801	24	66	28 ⁷ / ₈	—	—	108 lbs.	4.3
	75N2466CSHHL29P	75N2466CSHHR29P	HPL Top	959	24	66	28 ¹ / ₁₆	—	—	108 lbs.	4.3
	75N2460CSHHL29L	75N2460CSHHR29L	TFL Top	\$ 743	24	60	28 ⁷ / ₈	—	—	96 lbs.	4.0
	75N2460CSHHL29P	75N2460CSHHR29P	HPL Top	892	24	60	28 ¹ / ₁₆	—	—	96 lbs.	4.0
	75N2172CSHHL29L	75N2172CSHHR29L	TFL Top	\$ 765	21	71 ¹ / ₁₆	28 ⁷ / ₈	—	—	120 lbs.	4.7
	75N2172CSHHL29P	75N2172CSHHR29P	HPL Top	918	21	71 ¹ / ₁₆	28 ¹ / ₁₆	—	—	120 lbs.	4.7
	75N2166CSHHL29L	75N2166CSHHR29L	TFL Top	\$ 747	21	66	28 ⁷ / ₈	—	—	108 lbs.	4.3
	75N2166CSHHL29P	75N2166CSHHR29P	HPL Top	895	21	66	28 ¹ / ₁₆	—	—	108 lbs.	4.3
	75N2160CSHHL29L	75N2160CSHHR29L	TFL Top	\$ 687	21	60	28 ⁷ / ₈	—	—	96 lbs.	4.0
	75N2160CSHHL29P	75N2160CSHHR29P	HPL Top	827	21	60	28 ¹ / ₁₆	—	—	96 lbs.	4.0

- Assembly required; support panel (75N1228SSL) required when kneespace area is greater than 48"
- Unit is not freestanding and must be used with any box/file height freestanding shell or credenza shell
- Box/file height end panel is 5¹/₁₆" H

SHELL FREESTANDING BOX/FILE HEIGHT



75N2472CSHF22L	TFL Top	\$ 683	24	71 ¹ / ₁₆	22 ³ / ₁₆	—	—	120 lbs.	4.7
75N2472CSHF22P	HPL Top	820	24	71 ¹ / ₁₆	22 ⁷ / ₈	—	—	120 lbs.	4.7
75N2466CSHF22L	TFL Top	\$ 666	24	66	22 ³ / ₁₆	—	—	108 lbs.	4.3
75N2466CSHF22P	HPL Top	797	24	66	22 ⁷ / ₈	—	—	108 lbs.	4.3
75N2460CSHF22L	TFL Top	\$ 607	24	60	22 ³ / ₁₆	—	—	96 lbs.	4.0
75N2460CSHF22P	HPL Top	730	24	60	22 ⁷ / ₈	—	—	96 lbs.	4.0
75N2172CSHF22L	TFL Top	\$ 628	21	71 ¹ / ₁₆	22 ³ / ₁₆	—	—	120 lbs.	4.7
75N2172CSHF22P	HPL Top	755	21	71 ¹ / ₁₆	22 ⁷ / ₈	—	—	120 lbs.	4.7
75N2166CSHF22L	TFL Top	\$ 610	21	66	22 ³ / ₁₆	—	—	108 lbs.	4.3
75N2166CSHF22P	HPL Top	732	21	66	22 ⁷ / ₈	—	—	108 lbs.	4.3
75N2160CSHF22L	TFL Top	\$ 553	21	60	22 ³ / ₁₆	—	—	96 lbs.	4.0
75N2160CSHF22P	HPL Top	666	21	60	22 ⁷ / ₈	—	—	96 lbs.	4.0

- Assembly required; support panel (75N1221SSL) required when kneespace area is greater than 48"
- Box/file height is 22³/₁₆" H or 22⁷/₈" H
- When assembling 2-36" undersurface units under a shell, you must specify shells on page 148

PRODUCT SPECIFICATIONS

- Refer to page 118 for grommet locations and page 116 for grommet options and upcharges
- Refer to pages 401-438 for accessories
- Worksurface laminate and PVC rim will feature the same color
- Refer to pages 119-120 for typicals and thought starters for freestanding shells and linkable shells
- For coordinating conference tables reference the "Universal" tables section in the Tables Price List

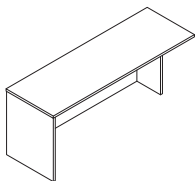
TO ORDER, SPECIFY:

1. Model Number
2. Grommet
3. End Panel Grommet
4. Worksurface Laminate
5. Chassis Laminate

SAMPLE MODEL NUMBER:

75N2472RSRFJL G1L G1R CW CW

- See pages 115-116 for all options available in Renegade

LINKABLE SHELL	MODEL NO./DESCRIPTION			LIST PRICE	DIMENSIONS					CARTONED WEIGHT	CUBIC FEET
	LEFT SHELL	RIGHT SHELL			D	W	H	A	KW		
	75N2472RSFJL	75N2472RSRFJL	TFL Top	\$ 789	24	71 ¹ / ₁₆	28 ³ / ₈	—	—	130 lbs.	4.7
	75N2472RSFJFP	75N2472RSRFJFP	HPL Top	951	24	71 ¹ / ₁₆	28 ³ / ₁₆	—	—	130 lbs.	4.7
	75N2466RSFJL	75N2466RSRFJL	TFL Top	\$ 772	24	66	28 ³ / ₈	—	—	118 lbs.	4.3
	75N2466RSFJFP	75N2466RSRFJFP	HPL Top	926	24	66	28 ³ / ₁₆	—	—	118 lbs.	4.3
	75N2460RSFJL	75N2460RSRFJL	TFL Top	\$ 711	24	60	28 ³ / ₈	—	—	106 lbs.	4.0
	75N2460RSFJFP	75N2460RSRFJFP	HPL Top	856	24	60	28 ³ / ₁₆	—	—	106 lbs.	4.0
	75N2448RSFJL	75N2448RSRFJL	TFL Top	\$ 639	24	48	28 ³ / ₈	—	—	91 lbs.	3.3
	75N2448RSFJFP	75N2448RSRFJFP	HPL Top	764	24	48	28 ³ / ₁₆	—	—	91 lbs.	3.3
	75N2442RSFJL	75N2442RSRFJL	TFL Top	\$ 609	24	42	28 ³ / ₈	—	—	81 lbs.	3.0
	75N2442RSFJFP	75N2442RSRFJFP	HPL Top	731	24	42	28 ³ / ₁₆	—	—	81 lbs.	3.0
	75N2436RSFJL	75N2436RSRFJL	TFL Top	\$ 562	24	36	28 ³ / ₈	—	—	72 lbs.	2.8
	75N2436RSFJFP	75N2436RSRFJFP	HPL Top	671	24	36	28 ³ / ₁₆	—	—	72 lbs.	2.8
	75N2430RSFJL	75N2430RSRFJL	TFL Top	\$ 519	24	30	28 ³ / ₈	—	—	66 lbs.	2.6
	75N2430RSFJFP	75N2430RSRFJFP	HPL Top	623	24	30	28 ³ / ₁₆	—	—	66 lbs.	2.6
	75N2172RSFJL	75N2172RSRFJL	TFL Top	\$ 734	21	71 ¹ / ₁₆	28 ³ / ₈	—	—	130 lbs.	4.7
	75N2172RSFJFP	75N2172RSRFJFP	HPL Top	882	21	71 ¹ / ₁₆	28 ³ / ₁₆	—	—	130 lbs.	4.7
	75N2166RSFJL	75N2166RSRFJL	TFL Top	\$ 731	21	66	28 ³ / ₈	—	—	118 lbs.	4.3
	75N2166RSFJFP	75N2166RSRFJFP	HPL Top	877	21	66	28 ³ / ₁₆	—	—	118 lbs.	4.3

Left shown

- Assembly required; support panel (75N1228SSL) required when kneespace area is greater than 48"
- End panel grommet GE1L available on left shell units and GE1R available on right shell units
- Linkable shell comes with 1 full panel and 1 narrow panel. Unit can be reconfigured to left or right in the field.
- Not a freestanding unit

RENEGADE

PRODUCT SPECIFICATIONS

- Refer to page 118 for grommet locations and page 116 for grommet options and upcharges
- Refer to pages 401-438 for accessories
- Worksurface laminate and PVC rim will feature the same color
- Refer to pages 119-120 for typicals and thought starters for freestanding shells and linkable shells
- For coordinating conference tables reference the "Universal" tables section in the Tables Price List

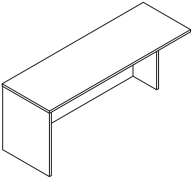
TO ORDER, SPECIFY:

1. Model Number
2. Grommet
3. End Panel Grommet
4. Worksurface Laminate
5. Chassis Laminate

SAMPLE MODEL NUMBER:

75N2160RSLFJL X X 403 403

- See pages 115-116 for all options available in Renegade

LINKABLE SHELL (CONTINUED)	MODEL NO./DESCRIPTION			LIST PRICE	DIMENSIONS					CARTONED WEIGHT	CUBIC FEET
	LEFT SHELL	RIGHT SHELL			D	W	H	A	KW		
 <p>Left shown</p>	75N2160RSLFJL	75N2160RSRFJL	TFL Top	\$ 658	21	60	28 ⁷ / ₈	—	—	106 lbs.	4.0
	75N2160RSLFJP	75N2160RSRFJP	HPL Top	789	21	60	28 ¹⁵ / ₁₆	—	—	106 lbs.	4.0
	75N2148RSLFJL	75N2148RSRFJL	TFL Top	\$ 582	21	48	28 ⁷ / ₈	—	—	91 lbs.	3.3
	75N2148RSLFJP	75N2148RSRFJP	HPL Top	700	21	48	28 ¹⁵ / ₁₆	—	—	91 lbs.	3.3
	75N2142RSLFJL	75N2142RSRFJL	TFL Top	\$ 555	21	42	28 ⁷ / ₈	—	—	81 lbs.	3.0
	75N2142RSLFJP	75N2142RSRFJP	HPL Top	667	21	42	28 ¹⁵ / ₁₆	—	—	81 lbs.	3.0
	75N2136RSLFJL	75N2136RSRFJL	TFL Top	\$ 506	21	36	28 ⁷ / ₈	—	—	72 lbs.	2.8
	75N2136RSLFJP	75N2136RSRFJP	HPL Top	607	21	36	28 ¹⁵ / ₁₆	—	—	72 lbs.	2.8
	75N2130RSLFJL	75N2130RSRFJL	TFL Top	\$ 467	21	30	28 ⁷ / ₈	—	—	66 lbs.	2.6
	75N2130RSLFJP	75N2130RSRFJP	HPL Top	562	21	30	28 ¹⁵ / ₁₆	—	—	66 lbs.	2.6

- Assembly required; support panel (75N1228SSL) required when kneespace area is greater than 48"
- End panel grommet GE1L available on left shell units and GE1R available on right shell units
- Linkable shell comes with 1 full panel and 1 narrow panel. Unit can be reconfigured to left or right in the field.
- Not a freestanding unit

PRODUCT SPECIFICATIONS

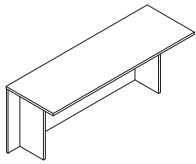
- Refer to page 118 for grommet locations and page 116 for grommet options and upcharges
- Refer to pages 401-438 for accessories
- Worksurface laminate and PVC rim will feature the same color
- Refer to pages 119-120 for typicals and thought starters for freestanding shells and linkable shells
- For coordinating conference tables reference the "Universal" tables section in the Tables Price List

TO ORDER, SPECIFY:

1. Model Number
2. Grommet
3. End Panel Grommet
4. Worksurface Laminate
5. Chassis Laminate

SAMPLE MODEL NUMBER:

75N2148BSFJL G1C 440 462
 • See pages 115-116 for all options available in Renegade

	MODEL NO./DESCRIPTION	LIST PRICE	DIMENSIONS					CARTONED WEIGHT	CUBIC FEET
			D	W	H	A	KW		
LINKABLE SHELL WITH NARROW/NARROW PANELS	75N2472BSFJL TFL Top	\$ 760	24	71 ¹ / ₁₆	22 ⁷ / ₁₆	—	—	130 lbs.	4.7
	75N2472BSFJP HPL Top	913	24	71 ¹ / ₁₆	28 ¹ / ₁₆	—	—	130 lbs.	4.7
	75N2466BSFJL TFL Top	\$ 742	24	66	28 ⁷ / ₁₆	—	—	118 lbs.	4.3
	75N2466BSFJP HPL Top	889	24	66	28 ¹ / ₁₆	—	—	118 lbs.	4.3
	75N2460BSFJL TFL Top	\$ 683	24	60	28 ⁷ / ₁₆	—	—	106 lbs.	4.0
	75N2460BSFJP HPL Top	820	24	60	28 ¹ / ₁₆	—	—	106 lbs.	4.0
	75N2448BSFJL TFL Top	\$ 607	24	48	28 ⁷ / ₁₆	—	—	91 lbs.	3.3
	75N2448BSFJP HPL Top	728	24	48	28 ¹ / ₁₆	—	—	91 lbs.	3.3
	75N2442BSFJL TFL Top	\$ 580	24	42	28 ⁷ / ₁₆	—	—	81 lbs.	3.0
	75N2442BSFJP HPL Top	699	24	42	28 ¹ / ₁₆	—	—	81 lbs.	3.0
	75N2436BSFJL TFL Top	\$ 530	24	36	28 ⁷ / ₁₆	—	—	72 lbs.	2.8
	75N2436BSFJP HPL Top	636	24	36	28 ¹ / ₁₆	—	—	72 lbs.	2.8
	75N2172BSFJL TFL Top	\$ 706	21	71 ¹ / ₁₆	28 ⁷ / ₁₆	—	—	130 lbs.	4.7
	75N2172BSFJP HPL Top	848	21	71 ¹ / ₁₆	28 ¹ / ₁₆	—	—	130 lbs.	4.7
	75N2166BSFJL TFL Top	\$ 686	21	66	28 ⁷ / ₁₆	—	—	118 lbs.	4.3
	75N2166BSFJP HPL Top	824	21	66	28 ¹ / ₁₆	—	—	118 lbs.	4.3
	75N2160BSFJL TFL Top	\$ 628	21	60	28 ⁷ / ₁₆	—	—	106 lbs.	4.0
	75N2160BSFJP HPL Top	755	21	60	28 ¹ / ₁₆	—	—	106 lbs.	4.0
	75N2148BSFJL TFL Top	\$ 553	21	48	28 ⁷ / ₁₆	—	—	91 lbs.	3.3
	75N2148BSFJP HPL Top	666	21	48	28 ¹ / ₁₆	—	—	91 lbs.	3.3
	75N2142BSFJL TFL Top	\$ 499	21	42	28 ⁷ / ₁₆	—	—	81 lbs.	3.0
	75N2142BSFJP HPL Top	600	21	42	28 ¹ / ₁₆	—	—	81 lbs.	3.0
	75N2136BSFJL TFL Top	\$ 475	21	36	28 ⁷ / ₁₆	—	—	72 lbs.	2.8
	75N2136BSFJP HPL Top	570	21	36	28 ¹ / ₁₆	—	—	72 lbs.	2.8

- Assembly required; support panel (75N1228SSL) required when kneespace area is greater than 48"
- Linkable shell features 2 narrow support panels
- Not a freestanding unit

RENEGADE

PRODUCT SPECIFICATIONS

- Refer to page 118 for grommet locations and page 116 for grommet options and upcharges
- Refer to pages 401-438 for accessories
- Worksurface laminate and PVC rim will feature the same color
- Refer to pages 119-120 for typicals and thought starters for freestanding shells and linkable shells
- For coordinating conference tables reference the "Universal" tables section in the Tables Price List

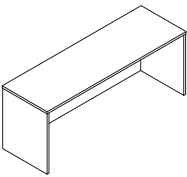
TO ORDER, SPECIFY:

1. Model Number
2. Grommet
3. End Panel Grommet
4. Worksurface Laminate
5. Chassis Laminate

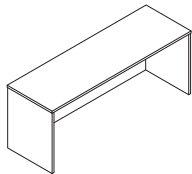
SAMPLE MODEL NUMBERS:

75N2474CSHF29L X X 461 461
75N1228SSL MH

- See pages 115-116 for all options available in Renegade

	MODEL NO./DESCRIPTION	LIST PRICE	DIMENSIONS				CARTONED CUBIC		
			D	W	H	A	KW	WEIGHT	FEET
CREDENZA SHELL WORKSURFACE HEIGHT 	75N24110CSHF29L TFL Top	\$ 1247	24	110	28 $\frac{3}{16}$	—	—	260 lbs.	7.8
	75N24110CSHF29P HPL Top	1497	24	110	28 $\frac{3}{16}$	—	—	260 lbs.	7.8
	75N21110CSHF29L TFL Top	\$ 1191	21	110	28 $\frac{3}{16}$	—	—	260 lbs.	7.8
	75N21110CSHF29P HPL Top	1430	21	110	28 $\frac{3}{16}$	—	—	260 lbs.	7.8
	75N2474CSHF29L TFL Top	\$ 854	24	74	28 $\frac{3}{16}$	—	—	130 lbs.	4.7
	75N2474CSHF29P HPL Top	1025	24	74	28 $\frac{3}{16}$	—	—	130 lbs.	4.7
	75N2174CSHF29L TFL Top	\$ 800	21	74	28 $\frac{3}{16}$	—	—	130 lbs.	4.7
	75N2174CSHF29P HPL Top	958	21	74	28 $\frac{3}{16}$	—	—	130 lbs.	4.7

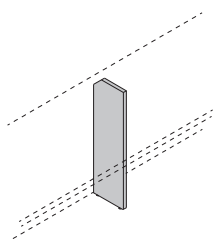
- 74" credenza shell accommodates 2-36" wide undersurface units, 1-36" and 2-18" wide undersurface units, or 4-18" wide undersurface units
- 110" credenza shell accommodates 3-36" wide undersurface units, 1-36" and 4-18" wide undersurface units, 4-18" wide undersurface units, or 2-36" and 2-18" wide undersurface units
- Use with worksurface height units
- Assembly required

CREDENZA SHELL
BOX/FILE HEIGHT

75N24110CSHF22L TFL Top	\$ 1112	24	110	22 $\frac{3}{16}$	—	—	260 lbs.	7.8
75N24110CSHF22P HPL Top	1334	24	110	22 $\frac{3}{16}$	—	—	260 lbs.	7.8
75N21110CSHF22L TFL Top	\$ 1057	21	110	22 $\frac{3}{16}$	—	—	260 lbs.	7.8
75N21110CSHF22P HPL Top	1268	21	110	22 $\frac{3}{16}$	—	—	260 lbs.	7.8
75N2474CSHF22L TFL Top	\$ 720	24	74	22 $\frac{3}{16}$	—	—	130 lbs.	4.7
75N2474CSHF22P HPL Top	861	24	74	22 $\frac{3}{16}$	—	—	130 lbs.	4.7
75N2174CSHF22L TFL Top	\$ 665	21	74	22 $\frac{3}{16}$	—	—	130 lbs.	4.7
75N2174CSHF22P HPL Top	795	21	74	22 $\frac{3}{16}$	—	—	130 lbs.	4.7

- 74" credenza shell accommodates 2-36" wide undersurface units
- 110" credenza shell accommodates 3-36" wide undersurface units
- Use with box/file height units
- Assembly required

SUPPORT PANEL



75N1228SSL	\$ 126	11 $\frac{1}{16}$	1 $\frac{3}{16}$	27 $\frac{3}{4}$	—	—	15 lbs.	0.8
75N1221SSL	109	11 $\frac{1}{16}$	1 $\frac{3}{16}$	27 $\frac{3}{4}$	—	—	15 lbs.	0.8

- To be used on any shell that has over 48" of unsupported worksurface
- Specify chassis laminate only

PRODUCT SPECIFICATIONS

- Refer to pages 401-438 for accessories
- Units do not feature finished surface or back; must be utilized with shell
- For coordinating conference tables reference the "Universal" tables section in the Tables Price List


TO ORDER, SPECIFY:

1. Model Number
2. Pull
3. Locking
4. Chassis Laminate


SAMPLE MODEL NUMBER:

75N291829PUBBF 86 KS1B 480

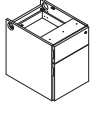
- See pages 115-116 for all options available in Renegade

	MODEL NO./DESCRIPTION	LIST PRICE	DIMENSIONS					CARTONED WEIGHT	CUBIC FEET
			D	W	H	A	KW		
SHELL PEDESTAL UNDERSURFACE BOX/BOX/FILE 	75N291829PUBBF	\$ 903	28 ⁷ / ₈	17 ¹ / ₁₆	27 ³ / ₄	—	—	95 lbs.	10.6
	75N231829PUBBF	844	22 ¹ / ₁₆	17 ¹ / ₁₆	27 ³ / ₄	—	—	75 lbs.	10.0
	75N201829PUBBF	790	19 ⁷ / ₈	17 ¹ / ₁₆	27 ³ / ₄	—	—	65 lbs.	9.6
	75N291529PUBBF	\$ 856	28 ⁷ / ₈	14 ¹ / ₁₆	27 ³ / ₄	—	—	95 lbs.	10.6
	75N231529PUBBF	797	22 ¹ / ₁₆	14 ¹ / ₁₆	27 ³ / ₄	—	—	75 lbs.	10.0
	75N201529PUBBF	739	19 ⁷ / ₈	14 ¹ / ₁₆	27 ³ / ₄	—	—	65 lbs.	9.6

- Tops and backs are open; to be used with shells or credenza shells
- Random lock core (KRB, KRS) and specified lock core (KS1B, KS1S) available

SHELL PEDESTAL UNDERSURFACE FILE/FILE 	75N291829PUFF	\$ 903	28 ⁷ / ₈	17 ¹ / ₁₆	27 ³ / ₄	—	—	95 lbs.	10.6
	75N231829PUFF	844	22 ¹ / ₁₆	17 ¹ / ₁₆	27 ³ / ₄	—	—	75 lbs.	10.0
	75N201829PUFF	790	19 ⁷ / ₈	17 ¹ / ₁₆	27 ³ / ₄	—	—	65 lbs.	9.6
	75N291529PUFF	\$ 856	28 ⁷ / ₈	14 ¹ / ₁₆	27 ³ / ₄	—	—	95 lbs.	10.6
	75N231529PUFF	797	22 ¹ / ₁₆	14 ¹ / ₁₆	27 ³ / ₄	—	—	75 lbs.	10.0
	75N201529PUFF	739	19 ⁷ / ₈	14 ¹ / ₁₆	27 ³ / ₄	—	—	65 lbs.	9.6

- Tops and backs are open; to be used with shells or credenza shells
- Random lock core (KRB, KRS) and specified lock core (KS1B, KS1S) available

SHELL PEDESTAL UNDERSURFACE BOX/FILE SUSPENDED 	75N2918PUBF	\$ 721	28 ⁷ / ₈	17 ¹ / ₁₆	19 ³ / ₄	—	—	70 lbs.	7.8
	75N2318PUBF	656	22 ¹ / ₁₆	17 ¹ / ₁₆	19 ³ / ₄	—	—	50 lbs.	7.0
	75N2018PUBF	631	19 ⁷ / ₈	17 ¹ / ₁₆	19 ³ / ₄	—	—	40 lbs.	6.5
	75N2915PUBF	\$ 667	28 ⁷ / ₈	14 ¹ / ₁₆	19 ³ / ₄	—	—	70 lbs.	7.8
	75N2315PUBF	603	22 ¹ / ₁₆	14 ¹ / ₁₆	19 ³ / ₄	—	—	50 lbs.	7.0
	75N2015PUBF	579	19 ⁷ / ₈	14 ¹ / ₁₆	19 ³ / ₄	—	—	40 lbs.	6.5

- Tops and backs are open; to be suspended in freestanding or linkable shells
- Random lock core (KRB, KRS) and specified lock core (KS1B, KS1S) available

2 DRAWER LATERAL FILE UNDERSURFACE 	75N233629LFM2	\$ 1015	22 ¹ / ₁₆	35 ⁷ / ₈	27 ³ / ₄	—	—	120 lbs.	20.4
	75N203629LFM2	988	19 ⁷ / ₈	35 ⁷ / ₈	27 ³ / ₄	—	—	100 lbs.	19.5

- Tops and backs are open; to be used with shells or credenza shells
- Random lock core (KRB, KRS) and specified lock core (KS1B, KS1S) available

RENEGADE

PRODUCT SPECIFICATIONS

- Refer to pages 401-438 for accessories
- Units do not feature finished surface or back; must be utilized with shell
- For coordinating conference tables reference the "Universal" tables section in the Tables Price List

TO ORDER, SPECIFY:

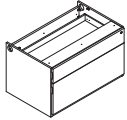
1. Model Number
2. Pull
3. Locking
4. Chassis Laminate

SAMPLE MODEL NUMBER:

75N233629PUOS TF

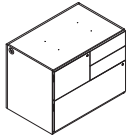
- See pages 115-116 for all options available in Renegade

	MODEL NO./DESCRIPTION	LIST PRICE	DIMENSIONS					CARTONED CUBIC	
			D	W	H	A	KW	WEIGHT	FEET
SHELL PEDESTAL BOX/LATERAL FILE	75N233622PUBL	\$ 962	22 ¹ / ₁₆	35 ⁷ / ₁₆	22 ¹ / ₁₆	—	—	120 lbs.	20.4
	75N203622PUBL	936	19 ⁷ / ₁₆	35 ⁷ / ₁₆	22 ¹ / ₁₆	—	—	100 lbs.	19.5



- Tops and backs are open; to be used with box/file height shells or box/file height credenza shells
- Random lock core (KRB, KRS) and specified lock core (KS1B, KS1S) available

	FILE DRAWER ON LEFT	FILE DRAWER ON RIGHT	LIST PRICE	DIMENSIONS					CARTONED CUBIC	
				D	W	H	A	KW	WEIGHT	FEET
MULTI-FILE STORAGE CABINET UNDERSURFACE	75N233629PU11	75N233629PU10	\$ 1841	22 ¹ / ₁₆	35 ⁷ / ₁₆	27 ³ / ₄	—	—	120 lbs.	20.4
	75N203629PU11	75N203629PU10	1812	19 ⁷ / ₁₆	35 ⁷ / ₁₆	27 ³ / ₄	—	—	100 lbs.	19.5



Left shown

- To be used with shells or credenza shells
- Random lock core (KRB, KRS) and specified lock core (KS2B, KS2S) available

	OPEN STORAGE ON LEFT	OPEN STORAGE ON RIGHT	LIST PRICE	DIMENSIONS					CARTONED CUBIC	
				D	W	H	A	KW	WEIGHT	FEET
MIXED STORAGE CABINET UNDERSURFACE	75N233629PU33	75N233629PU32	\$ 1353	22 ¹ / ₁₆	35 ⁷ / ₁₆	27 ³ / ₄	—	—	120 lbs.	20.4
	75N203629PU33	75N203629PU32	1247	19 ⁷ / ₁₆	35 ⁷ / ₁₆	27 ³ / ₄	—	—	100 lbs.	19.5



Left shown

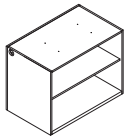
- To be used with shells or credenza shells
- Interior dimensions of open storage are 16³/₄" W, 12" H
- Random lock core (KRB, KRS) and specified lock core (KS1B, KS1S) available

SHELL PEDESTAL DOUBLE DOOR UNIT	75N233629PUH	\$ 757	22 ¹ / ₁₆	35 ⁷ / ₁₆	27 ³ / ₄	—	—	110 lbs.	20.4
	75N203629PUH	731	19 ⁷ / ₁₆	35 ⁷ / ₁₆	27 ³ / ₄	—	—	90 lbs.	19.5



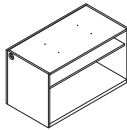
- Tops and backs are open; to be used with shells or credenza shells
- Random lock core (KRB, KRS) and specified lock core (KS1B, KS1S) available

OPEN UNDERSURFACE BOOKCASE WORKSURFACE HEIGHT	75N233629PUOS	\$ 679	22 ¹ / ₁₆	35 ⁷ / ₁₆	27 ³ / ₄	—	—	90 lbs.	20.4
	75N203629PUOS	648	19 ⁷ / ₁₆	35 ⁷ / ₁₆	27 ³ / ₄	—	—	70 lbs.	19.5



- Shelf is adjustable
- To be used with shells or credenza shells
- Do not specify pull

OPEN UNDERSURFACE BOOKCASE BOX/FILE HEIGHT	75N233622PUOS	\$ 679	22 ¹ / ₁₆	35 ⁷ / ₁₆	22 ¹ / ₁₆	—	—	90 lbs.	20.4
	75N203622PUOS	648	19 ⁷ / ₁₆	35 ⁷ / ₁₆	22 ¹ / ₁₆	—	—	70 lbs.	19.5



- Shelf is adjustable
- To be used with box/file height shells or box/file height credenza shells
- Do not specify pull

PRODUCT SPECIFICATIONS

- Refer to page 118 for grommet locations and page 116 for grommet options and upcharges
- Refer to pages 401-438 for accessories
- For coordinating conference tables reference the "Universal" tables section in the Tables Price List

TO ORDER, SPECIFY:

1. Model Number
2. Locking
3. Door Frame Color
4. Chassis Laminate

SAMPLE MODEL NUMBERS:

Q75N7238HBH MC
 75N7238HBH KRB MC
 75N7238HBHG 462 PB

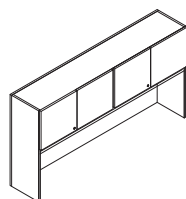
- See pages 115-116 for all options available in Renegade



Shaded model numbers are available on our "To You in 10 Days or Less" Quick Delivery program and will be delivered in 10 days or less.

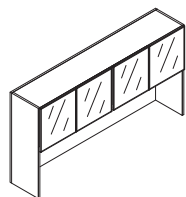
Quick Delivery—Specify MC, CW, 478 or 874/MC as worksurface/chassis combinations

	MODEL NO./DESCRIPTION	LIST PRICE	DIMENSIONS					CARTONED CUBIC	
			D	W	H	A	KW	WEIGHT	FEET
HIGHBACK ORGANIZER LAMINATE DOORS	Q75N7238HBH	\$ 1336	14¾	71⅜	38⅝	—	—	179 lbs.	37.0
	75N7238HBH	1336	14¾	71⅜	38⅝	—	—	179 lbs.	37.0
	75N6638HBH	1259	14¾	65⅜	38⅝	—	—	164 lbs.	34.1
	75N6038HBH	1169	14¾	59⅜	38⅝	—	—	148 lbs.	31.3
	75N4838HBH	1005	14¾	47⅞	38⅝	—	—	126 lbs.	25.6



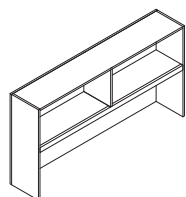
- Highback organizers feature 3 side-hinged doors on 48" and 4 side-hinged doors on anything over 48"
- Full back panels with cord management
- An end panel, support panel, or pedestal must be located under end and center panels of highback for proper support
- For tack board options, see pages 433-438
- Random lock core (KRB, KRS) and specified lock core (KS2B, KS2S) available

HIGHBACK ORGANIZER FROSTED RESIN DOORS	75N7238HBHG	\$ 1686	14¾	71⅜	38⅝	—	—	179 lbs.	37.0
	75N6638HBHG	1607	14¾	65⅜	38⅝	—	—	164 lbs.	34.1
	75N6038HBHG	1519	14¾	59⅜	38⅝	—	—	148 lbs.	31.3
	75N4838HBHG	1354	14¾	47⅞	38⅝	—	—	126 lbs.	25.6



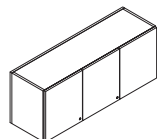
- Highback organizers feature 3 side-hinged doors on 48" and 4 side-hinged doors on anything over 48"
- Full back panels with cord management
- An end panel, support panel, or pedestal must be located under end and center panels of highback for proper support
- For tack board options, see pages 433-438

HIGHBACK ORGANIZER NO DOORS	75N7238HBE	\$ 1051	14	71⅜	38⅝	—	—	179 lbs.	37.0
	75N6638HBE	1006	14	65⅜	38⅝	—	—	164 lbs.	34.1
	75N6038HBE	927	14	59⅜	38⅝	—	—	148 lbs.	31.3
	75N4838HBE	734	14	47⅞	38⅝	—	—	126 lbs.	25.6



- Full back panels with cord management
- An end panel, support panel, or pedestal must be located under end and center panels of highback for proper support
- For tack board options, see pages 433-438

OVERHEAD STORAGE CABINET LAMINATE DOORS - WALL MOUNT	75N4818SOHM	\$ 848	14¾	47⅞	18⅞	—	—	120 lbs.	13.4
	75N4218SOHM	812	14¾	41⅞	18⅞	—	—	100 lbs.	11.1
	Q75N3618SOHM	751	14¾	35⅞	18⅞	—	—	76 lbs.	7.7
	75N3618SOHM	751	14¾	35⅞	18⅞	—	—	76 lbs.	7.7
	75N3018SOHM	685	14¾	29⅞	18⅞	—	—	64 lbs.	6.4



- Wall mount bracket is included
- Cabinets have a full height back panel
- 30" and 36" units have 2 doors; 42" and 48" have 3 doors
- National recommends that each overhead cabinet be secured by a minimum of 2 mounting locations (studs); National will not be liable for wall mount cabinets that are not properly installed
- Specify chassis laminate only
- For tack board options, see pages 433-438
- Random lock core (KRB, KRS) and specified lock core (KS2B, KS2S) available
- Wall mount overheads can be utilized with DIRTT antler extrusion; see page 152

RENEGADE

PRODUCT SPECIFICATIONS

- Refer to page 118 for grommet locations and page 116 for grommet options and upcharges
- Refer to pages 401-438 for accessories
- For coordinating conference tables reference the "Universal" tables section in the Tables Price List

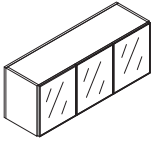
TO ORDER, SPECIFY:

1. Model Number
2. Locking
3. Door Frame Color
4. Chassis Laminate

SAMPLE MODEL NUMBER:

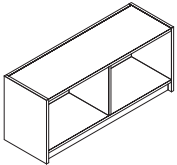
- 75N3018SOHMG 462 HN
- See pages 115-116 for all options available in Renegade

	MODEL NO./DESCRIPTION	LIST PRICE	DIMENSIONS					CARTONED CUBIC	
			D	W	H	A	KW	WEIGHT	FEET
OVERHEAD STORAGE CABINET FROSTED RESIN DOORS - WALL MOUNT	75N4818SOHMG	\$ 1198	14¾"	47¾"	18½"	—	—	120 lbs.	13.4
	75N4218SOHMG	1163	14¾"	41¾"	18½"	—	—	100 lbs.	11.1
	75N3618SOHMG	1103	14¾"	35¾"	18½"	—	—	76 lbs.	7.7
	75N3018SOHMG	1038	14¾"	29½"	18½"	—	—	64 lbs.	6.4

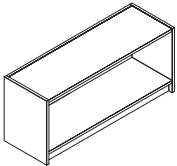


- Wall mount bracket is included
- Cabinets have a full height back panel
- 30" and 36" units have 2 doors; 42" and 48" have 3 doors
- National recommends that each overhead cabinet be secured by a minimum of 2 mounting locations (studs); National will not be liable for wall mount cabinets that are not properly installed
- Aluminum door frames
- For tack board options, see pages 433-438
- Wall mount overheads can be utilized with DIRTT antler extrusion; see below

OVERHEAD STORAGE CABINET NO DOORS - WALL MOUNT



Center Divider Panel shown



No Divider Panel shown

CENTER DIVIDER PANEL

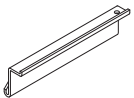
75N4818SOEM	\$ 599	14	47¾"	18½"	—	—	120 lbs.	13.4
75N4218SOEM	590	14	41¾"	18½"	—	—	100 lbs.	11.1

DIVIDER PANEL

75N3618SOEM	\$ 519	14	35¾"	18½"	—	—	76 lbs.	7.7
75N3018SOEM	485	14	29½"	18½"	—	—	64 lbs.	6.4

- Wall mount bracket is included
- Cabinets have a full height back panel
- Cabinets are open and do not have doors
- National recommends that each overhead cabinet be secured by a minimum of 2 mounting locations (studs); National will not be liable for wall mount cabinets that are not properly installed
- Specify chassis laminate only
- For tack board options, see pages 433-438
- Wall mount overheads can be utilized with DIRTT antler extrusion; see below

DIRTT OVERHEAD MOUNTING KITS



NAC480K	For 48" Overhead	\$ 192	1	6	1¾"	—	—	8 lbs.	2.0
NAC420K	For 42" Overhead	186	1	6	1¾"	—	—	8 lbs.	2.0
NAC360K	For 36" Overhead	178	1	6	1¾"	—	—	8 lbs.	2.0
NAC300K	For 30" Overhead	164	1	6	1¾"	—	—	5 lbs.	1.5

- Available in black only
- For use with Epic, Renegade, and WaveWorks wall mount cabinets
- Bracket designed to interact with the DIRTT antler extrusion
- Can be used with 13", 18", and 30" high cabinets
- 30" comes with 2 brackets; 36"-48" comes with 3 brackets; each kit also includes a mounting extrusion strip that matches the size of the overhead

PRODUCT SPECIFICATIONS

- Refer to page 118 for grommet locations and page 116 for grommet options and upcharges
- Refer to pages 401-438 for accessories
- Worksurface laminate and PVC rim will feature the same color
- For coordinating conference tables reference the "Universal" tables section in the Tables Price List

TO ORDER, SPECIFY:

1. Model Number
2. Pull
3. Locking
4. Worksurface Laminate
5. Chassis Laminate

SAMPLE MODEL NUMBERS:

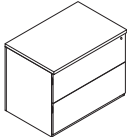
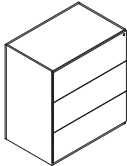
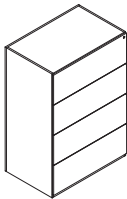
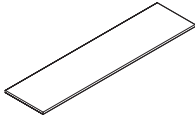
Q75N2436LFF2L MC
 75N2436LFF2L 86 KS1B TF TF
 75N2436LFM4 86 KS1B TF

- See pages 115-116 for all options available in Renegade



Shaded model numbers are available on our "To You in 10 Days or Less" Quick Delivery program and will be delivered in 10 days or less.

Quick Delivery—Specify MC, CW, 478 or 874/MC as worksurface/chassis combinations

	MODEL NO./DESCRIPTION	LIST PRICE	DIMENSIONS					CARTONED CUBIC		
			D	W	H	A	KW	WEIGHT	FEET	
2 DRAWER LATERAL FILE FREESTANDING 	Q75N2436LFF2L TFL Top	\$ 1147	24	36 ¹ / ₁₆	28 ⁷ / ₈	—	—	155 lbs.	22.2	
	75N2436LFF2L TFL Top	1147	24	36 ¹ / ₁₆	28 ⁷ / ₈	—	—	155 lbs.	22.2	
	75N2436LFF2P HPL Top	1379	24	36 ¹ / ₁₆	28 ⁹ / ₁₆	—	—	155 lbs.	22.2	
	75N2136LFF2L TFL Top	\$ 1119	21	36 ¹ / ₁₆	28 ⁷ / ₈	—	—	155 lbs.	22.2	
	75N2136LFF2P HPL Top	1345	21	36 ¹ / ₁₆	28 ⁹ / ₁₆	—	—	155 lbs.	22.2	
	<ul style="list-style-type: none"> • Interlock mechanism allows only 1 drawer to be open at a time • Top of unit is finished with softened PVC rim • Random lock core (KRB, KRS) and specified lock core (KS1B, KS1S) available 									
3 DRAWER LATERAL FILE FREESTANDING 	75N2436LFM3	\$ 2040	24	36 ¹ / ₁₆	40 ¹ / ₁₆	—	—	210 lbs.	30.0	
	75N2136LFM3	2000	21	36 ¹ / ₁₆	40 ¹ / ₁₆	—	—	210 lbs.	30.0	
	<ul style="list-style-type: none"> • Interlock mechanism allows only 1 drawer to be open at a time • Top of unit is finished with flat edge detail • Can be used with components tops to complete the unit or bank 2 or 3 files together • Random lock core (KRB, KRS) and specified lock core (KS1B, KS1S) available 									
4 DRAWER LATERAL FILE FREESTANDING 	Q75N2436LFM4	\$ 2381	24	36 ¹ / ₁₆	52 ¹ / ₁₆	—	—	265 lbs.	33.4	
	75N2436LFM4	2381	24	36 ¹ / ₁₆	52 ¹ / ₁₆	—	—	265 lbs.	33.4	
	75N2136LFM4	2340	21	36 ¹ / ₁₆	52 ¹ / ₁₆	—	—	265 lbs.	33.4	
	<ul style="list-style-type: none"> • Interlock mechanism allows only 1 drawer to be open at a time • Top of unit is finished with flat edge detail • Can be used with components tops to complete the unit or bank 2 or 3 files together • Random lock core (KRB, KRS) and specified lock core (KS1B, KS1S) available 									
COMPONENT TOPS FOR 3 AND 4 DRAWER LATERAL FILES 	75N24108CPTL TFL Top	\$ 630	24	108	1 ¹ / ₂	—	—	96 lbs.	4.1	
	75N24108CPTP HPL Top	756	24	108	1 ¹ / ₁₆	—	—	96 lbs.	4.1	
	75N21108CPTL TFL Top	\$ 586	21	108	1 ¹ / ₂	—	—	96 lbs.	4.1	
	75N21108CPTP HPL Top	703	21	108	1 ¹ / ₁₆	—	—	96 lbs.	4.1	
	75N2472CPTL TFL Top	\$ 391	24	71 ¹ / ₁₆	1 ¹ / ₂	—	—	81 lbs.	3.3	
	75N2472CPTP HPL Top	469	24	71 ¹ / ₁₆	1 ¹ / ₁₆	—	—	81 lbs.	3.3	
	75N2172CPTL TFL Top	\$ 366	21	71 ¹ / ₁₆	1 ¹ / ₂	—	—	81 lbs.	3.3	
	75N2172CPTP HPL Top	439	21	71 ¹ / ₁₆	1 ¹ / ₁₆	—	—	81 lbs.	3.3	
	<ul style="list-style-type: none"> • Component tops to be used on 3 or 4 high lateral files to complete a single unit or bank 2 to 3 units together 									

RENEGADE

PRODUCT SPECIFICATIONS

- Refer to page 118 for grommet locations and page 116 for grommet options and upcharges
- Refer to pages 401-438 for accessories
- Worksurface laminate and PVC rim will feature the same color
- For coordinating conference tables reference the "Universal" tables section in the Tables Price List

TO ORDER, SPECIFY:

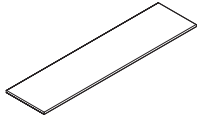
1. Model Number
2. Pull
3. Locking
4. Worksurface Laminate
5. Chassis Laminate

SAMPLE MODEL NUMBER:

75N2436PF33P 87CC KRB PT PT

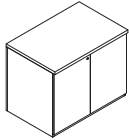
- See pages 115-116 for all options available in Renegade

MODEL NO./DESCRIPTION	LIST PRICE	DIMENSIONS					CARTONED CUBIC	
		D	W	H	A	KW	WEIGHT	FEET
COMPONENT TOPS FOR 3 AND 4 DRAWER LATERAL FILES (CONTINUED)								
75N2436CPTL TFL Top	\$ 227	24	36 ¹ / ₁₆	1 ¹ / ₂	—	—	45 lbs.	1.8
75N2436CPTP HPL Top	271	24	36 ¹ / ₁₆	1 ³ / ₁₆	—	—	45 lbs.	1.8
75N2136CPTL TFL Top	\$ 204	21	36 ¹ / ₁₆	1 ¹ / ₂	—	—	45 lbs.	1.8
75N2136CPTP HPL Top	244	21	36 ¹ / ₁₆	1 ³ / ₁₆	—	—	45 lbs.	1.8



- Component tops to be used on 3 or 4 high lateral files to complete a single unit or bank 2 to 3 units together

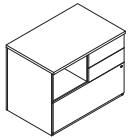
DOUBLE DOOR UNIT FREESTANDING



75N2436PFHL TFL Top	\$ 905	24	36 ¹ / ₁₆	28 ⁷ / ₁₆	—	—	130 lbs.	22.2
75N2436PFHP HPL Top	1088	24	36 ¹ / ₁₆	28 ¹³ / ₁₆	—	—	130 lbs.	22.2
75N2136PFHL TFL Top	\$ 877	21	36 ¹ / ₁₆	28 ⁷ / ₁₆	—	—	130 lbs.	22.2
75N2136PFHP HPL Top	1051	21	36 ¹ / ₁₆	28 ¹³ / ₁₆	—	—	130 lbs.	22.2

- Features an adjustable shelf
- Random lock core (KRB, KRS) and specified lock core (KS1B, KS1S) available

MIXED STORAGE CABINET FREESTANDING

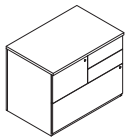


Left shown

OPEN STORAGE ON LEFT	OPEN STORAGE ON RIGHT									
75N2436PF33L	75N2436PF32L	TFL Top	\$ 1387	24	36 ¹ / ₁₆	28 ⁷ / ₁₆	—	—	155 lbs.	22.2
75N2436PF33P	75N2436PF32P	HPL Top	1665	24	36 ¹ / ₁₆	28 ¹³ / ₁₆	—	—	155 lbs.	22.2
75N2136PF33L	75N2136PF32L	TFL Top	\$ 1282	21	36 ¹ / ₁₆	28 ⁷ / ₁₆	—	—	155 lbs.	22.2
75N2136PF33P	75N2136PF32P	HPL Top	1539	21	36 ¹ / ₁₆	28 ¹³ / ₁₆	—	—	155 lbs.	22.2

- Interior dimensions of open storage are 16³/₄" W, 12" H
- Random lock core (KRB, KRS) and specified lock core (KS1B, KS1S) available

MULTI-FILE STORAGE CABINET FREESTANDING



Left shown

FILE DRAWER ON LEFT	FILE DRAWER ON RIGHT									
75N2436PF11L	75N2436PF10L	TFL Top	\$ 1887	24	36 ¹ / ₁₆	28 ⁷ / ₁₆	—	—	155 lbs.	22.2
75N2436PF11P	75N2436PF10P	HPL Top	2265	24	36 ¹ / ₁₆	28 ¹³ / ₁₆	—	—	155 lbs.	22.2
75N2136PF11L	75N2136PF10L	TFL Top	\$ 1858	21	36 ¹ / ₁₆	28 ⁷ / ₁₆	—	—	155 lbs.	22.2
75N2136PF11P	75N2136PF10P	HPL Top	2229	21	36 ¹ / ₁₆	28 ¹³ / ₁₆	—	—	155 lbs.	22.2

- Random lock core (KRB, KRS) and specified lock core (KS2B, KS2S) available

PRODUCT SPECIFICATIONS

- Refer to pages 401-438 for accessories
- For coordinating conference tables reference the "Universal" tables section in the Tables Price List

TO ORDER, SPECIFY:

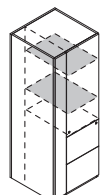
1. Model Number
2. Pull
3. Locking
4. Chassis Laminate

SAMPLE MODEL NUMBER:

75N243668VHH KS1B 462

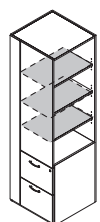
- See pages 115-116 for all options available in Renegade

	MODEL NO./DESCRIPTION		LIST PRICE	DIMENSIONS					CARTONED WEIGHT	CUBIC FEET
	LEFT HINGED	RIGHT HINGED		D	W	H	A	KW		
STORAGE/WARDROBE WITH FILE/FILE PEDESTAL	75N242468VHHL2	75N242468VHHR2	\$ 1865	23 $\frac{3}{16}$ "	24"	66 $\frac{1}{2}$ "	—	—	213 lbs.	27.0
	75N212468VHHL2	75N212468VHHR2	1756	20 $\frac{1}{16}$ "	24"	66 $\frac{1}{2}$ "	—	—	193 lbs.	22.3
<ul style="list-style-type: none"> • Removable coat rod is standard • Storage cabinet contains 2 adjustable shelves • Interior dimensions of wardrobe are 5" W, 19" D, 64$\frac{1}{2}$" H • Interior dimensions of storage are 16$\frac{3}{4}$" W, 19" D, 38$\frac{3}{4}$" H • Random lock core (KRB, KRS) and specified lock core (KS2B, KS2S) available • Almond Horizontal (ADH), Portobello Horizontal (PBH), Portico Horizontal (PTH), Skyline Horizontal (SKH), Sonoma Horizontal (SMH), Designer White Linear Horizontal (491H), Cinder Linear Horizontal (492H) and Sable Horizontal (792H) laminate options available on models 60" H or less 										



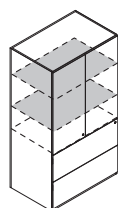
Left shown

	MODEL NO./DESCRIPTION		LIST PRICE	DIMENSIONS					CARTONED WEIGHT	CUBIC FEET
	LEFT HINGED	RIGHT HINGED		D	W	H	A	KW		
STORAGE BOOKCASE/WARDROBE WITH FILE/FILE PEDESTAL	75N242468VBWHL2	75N242468VBWHR2	\$ 2070	23 $\frac{3}{16}$ "	24"	66 $\frac{1}{2}$ "	—	—	213 lbs.	27.0
	75N212468VBWHL2	75N212468VBWHR2	1959	20 $\frac{1}{16}$ "	24"	66 $\frac{1}{2}$ "	—	—	193 lbs.	22.3
<ul style="list-style-type: none"> • Removable coat rod is standard • Bookcase contains 2 adjustable shelves • Interior dimensions of wardrobe are 5" W, 19" D, 64$\frac{1}{2}$" H • Interior dimensions of storage are 16$\frac{3}{4}$" W, 19" D, 38$\frac{3}{4}$" H • Random lock core (KRB, KRS) and specified lock core (KS1B, KS1S) available • Wardrobe door features a standard pull • Almond Horizontal (ADH), Portobello Horizontal (PBH), Portico Horizontal (PTH), Skyline Horizontal (SKH), Sonoma Horizontal (SMH), Designer White Linear Horizontal (491H), Cinder Linear Horizontal (492H) and Sable Horizontal (792H) laminate options available on models 60" H or less 										

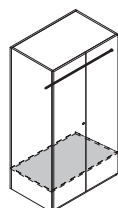


Left shown

STORAGE/LATERAL FILE CABINET	75N243668VHF2	\$ 2274	23 $\frac{3}{16}$ "	35 $\frac{1}{2}$ "	66 $\frac{1}{2}$ "	—	—	273 lbs.	33.0	
	75N213668VHF2	2138	20 $\frac{1}{16}$ "	35 $\frac{1}{2}$ "	66 $\frac{1}{2}$ "	—	—	250 lbs.	29.0	
<ul style="list-style-type: none"> • 2 adjustable shelves are included • Random lock core (KRB, KRS) and specified lock core (KS2B, KS2S) available • Almond Horizontal (ADH), Portobello Horizontal (PBH), Portico Horizontal (PTH), Skyline Horizontal (SKH), Sonoma Horizontal (SMH), Designer White Linear Horizontal (491H), Cinder Linear Horizontal (492H) and Sable Horizontal (792H) laminate options available on models 60" H or less 										



DOUBLE DOOR WARDROBE	75N243668VHH	\$ 2520	23 $\frac{3}{16}$ "	35 $\frac{1}{2}$ "	66 $\frac{1}{2}$ "	—	—	160 lbs.	48.6	
	75N213668VHH	2181	20 $\frac{1}{16}$ "	35 $\frac{1}{2}$ "	66 $\frac{1}{2}$ "	—	—	150 lbs.	43.0	
<ul style="list-style-type: none"> • Coat rod standard • Specify chassis laminate only • Random lock core (KRB, KRS) and specified lock core (KS1B, KS1S) available • Almond Horizontal (ADH), Portobello Horizontal (PBH), Portico Horizontal (PTH), Skyline Horizontal (SKH), Sonoma Horizontal (SMH), Designer White Linear Horizontal (491H), Cinder Linear Horizontal (492H) and Sable Horizontal (792H) laminate options available on models 60" H or less 										



RENEGADE

PRODUCT SPECIFICATIONS

- Refer to pages 401-438 for accessories
- For coordinating conference tables reference the "Universal" tables section in the Tables Price List

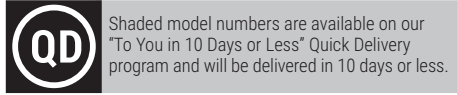
TO ORDER, SPECIFY:

1. Model Number
2. Pull
3. Locking
4. Chassis Laminate

SAMPLE MODEL NUMBERS:

Q75N3668BCOF MC
75N3638BCO HN

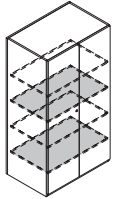
- See pages 115-116 for all options available in Renegade



Shaded model numbers are available on our "To You in 10 Days or Less" Quick Delivery program and will be delivered in 10 days or less.

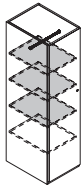
Quick Delivery—Specify MC, CW, 478 or 874/MC as worksurface/chassis combinations

	MODEL NO./DESCRIPTION	LIST PRICE	DIMENSIONS					CARTONED CUBIC	
			D	W	H	A	KW	WEIGHT	FEET
DOUBLE DOOR STORAGE CABINET	75N243668VSH	\$ 2329	23 ³ / ₁₆	35 ³ / ₁₆	66 ³ / ₁₆	—	—	160 lbs.	48.6
	75N213668VSH	2040	20 ³ / ₁₆	35 ³ / ₁₆	66 ³ / ₁₆	—	—	150 lbs.	43.0



- Shaded shelves are adjustable
- Specify chassis laminate only
- Random lock core (KRB, KRS) and specified lock core (KS1B, KS1S) available
- Almond Horizontal (ADH), Portobello Horizontal (PBH), Portico Horizontal (PTH), Skyline Horizontal (SKH), Sonoma Horizontal (SMH), Designer White Linear Horizontal (491H), Cinder Linear Horizontal (492H) and Sable Horizontal (792H) laminate options available on models 60" H or less

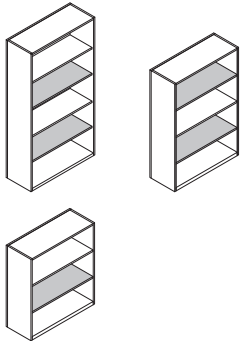
WARDROBE/STORAGE CABINET	LEFT HINGED	RIGHT HINGED	LIST PRICE	DIMENSIONS					CARTONED CUBIC	
	MODEL NO./DESCRIPTION	MODEL NO./DESCRIPTION		D	W	H	A	KW	WEIGHT	FEET
	75N241868VSWHL	75N241868VSWHR	\$ 1275	23 ³ / ₁₆	17 ¹ / ₁₆	66 ³ / ₁₆	—	—	160 lbs.	26.7
	75N211868VSWHL	75N211868VSWHR	1121	20 ³ / ₁₆	17 ¹ / ₁₆	66 ³ / ₁₆	—	—	160 lbs.	26.7



Left shown

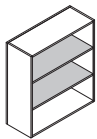
- Shaded shelves are adjustable
- Can be used as a wardrobe unit by removing adjustable shelves
- Removable coat rod is standard
- Specify chassis laminate only
- Random lock core (KRB, KRS) and specified lock core (KS1B, KS1S) available
- Almond Horizontal (ADH), Portobello Horizontal (PBH), Portico Horizontal (PTH), Skyline Horizontal (SKH), Sonoma Horizontal (SMH), Designer White Linear Horizontal (491H), Cinder Linear Horizontal (492H) and Sable Horizontal (792H) laminate options available on models 60" H or less

FREESTANDING BOOKCASE	MODEL NO./DESCRIPTION	LIST PRICE	DIMENSIONS					CARTONED CUBIC	
			D	W	H	A	KW	WEIGHT	FEET
	Q75N3668BCOF	\$ 882	13 ¹ / ₁₆	35 ³ / ₁₆	66 ³ / ₁₆	—	—	188 lbs.	31.6
	75N3668BCOF	882	13 ¹ / ₁₆	35 ³ / ₁₆	66 ³ / ₁₆	—	—	188 lbs.	31.6
	75N3653BCOF	778	13 ¹ / ₁₆	35 ³ / ₁₆	52 ¹ / ₁₆	—	—	140 lbs.	26.7
	75N3640BCOF	671	13 ¹ / ₁₆	35 ³ / ₁₆	40 ³ / ₁₆	—	—	112 lbs.	20.6



- Specify chassis laminate only
- Shaded shelves are adjustable
- Not intended for use as set-on surface storage
- Almond Horizontal (ADH), Portobello Horizontal (PBH), Portico Horizontal (PTH), Skyline Horizontal (SKH), Sonoma Horizontal (SMH), Designer White Linear Horizontal (491H), Cinder Linear Horizontal (492H) and Sable Horizontal (792H) laminate options available on models 60" H or less

SET-ON BOOKCASE	MODEL NO./DESCRIPTION	LIST PRICE	DIMENSIONS					CARTONED CUBIC	
			D	W	H	A	KW	WEIGHT	FEET
	Q75N3638BCO	\$ 586	13 ¹ / ₁₆	35 ³ / ₁₆	38	—	—	100 lbs.	20.6
	75N3638BCO	586	13 ¹ / ₁₆	35 ³ / ₁₆	38	—	—	100 lbs.	20.6



- Specify chassis laminate only
- Shaded shelves are adjustable

PRODUCT SPECIFICATIONS

- Refer to pages 401-438 for accessories
- Worksurface laminate and PVC rim will feature the same color
- For coordinating conference tables reference the "Universal" tables section in the Tables Price List

TO ORDER, SPECIFY:

1. Model Number
2. Pull
3. Locking
4. Door Frame Color
5. Chassis Laminate

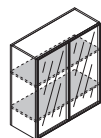
SAMPLE MODEL NUMBERS:

75N2315PMBFC 87MB KS1B 2 20101 405
 75N3638BCHG 462 405

- See pages 115-116 for all options available in Renegade

	MODEL NO./DESCRIPTION	LIST PRICE	DIMENSIONS					CARTONED CUBIC	
			D	W	H	A	KW	WEIGHT	FEET

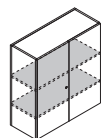
**SET-ON BOOKCASE
FROSTED RESIN DOORS**



75N3638BCHG	\$ 1215	13 ¹ / ₁₆	35 ⁷ / ₁₆	38	—	—	100 lbs.	20.6
-------------	---------	---------------------------------	---------------------------------	----	---	---	----------	------

- Shaded shelves are adjustable
- Specify door frame color and chassis laminate only
- Aluminum door frames

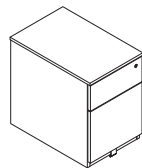
**SET-ON BOOKCASE
LAMINATE DOORS**



75N3638BCH	\$ 633	13 ¹ / ₁₆	35 ⁷ / ₁₆	38	—	—	100 lbs.	20.6
------------	--------	---------------------------------	---------------------------------	----	---	---	----------	------

- Shaded shelves are adjustable
- Specify chassis laminate only
- Random lock core (KRB, KRS) and specified lock core (KS1B, KS1S) available

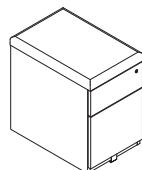
MOBILE PEDESTAL



75N2315PMBF	\$ 808	22 ¹ / ₁₆	15 ¹ / ₁₆	21 ¹ / ₁₆	—	—	76 lbs.	8.7
-------------	--------	---------------------------------	---------------------------------	---------------------------------	---	---	---------	-----

- 4 double wheel non-locking casters standard
- Maximum weight unit can hold is 300 pounds
- Random lock core (KRB, KRS) and specified lock core (KS1B, KS1S) available

**MOBILE PEDESTAL
CUSHION TOP**



GRADE / LIST PRICE

	1	2/COM	3/COL	4	5	6	7
75N2315PMBFC	\$ 808	830	840	856	874	903	943

ALLIANCE GRADE / LIST PRICE

	A	B	C	D	E	F	G	H	I	J
\$	845	868	885	904	925	947	965	987	1011	1032
	K	L	M	N	O	P	Q	R	S	T
\$	1068	1139	1183	1206	1230	1253	1276	1298	1321	1343

DIMENSIONS

Depth	22 ¹ / ₁₆	Height	23	Weight	78
Width	15 ¹ / ₁₆			Cubic Ft.	9.2

- 4 double wheel non-locking casters standard
- Refer to pages 13-20 and www.NationalOfficeFurniture.com/Alliance for available fabric options
- Maximum weight unit can hold is 300 pounds
- Random lock core (KRB, KRS) and specified lock core (KS1B, KS1S) available

RENEGADE

PRODUCT SPECIFICATIONS

- Refer to pages 401-438 for accessories
- Worksurface laminate and PVC rim will feature the same color
- Units do not feature finished surface or back; must be utilized with shell
- For coordinating conference tables reference the "Universal" tables section in the Tables Price List

TO ORDER, SPECIFY:

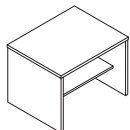
1. Model Number
2. Worksurface Laminate
3. Chassis Laminate

SAMPLE MODEL NUMBERS:

75N2430PTL X MC MC
75N60WSHRL CUT-G17C PB

- See pages 115-116 for all options available in Renegade

	MODEL NO./DESCRIPTION	LIST PRICE	DIMENSIONS					CARTONED CUBIC	
			D	W	H	A	KW	WEIGHT	FEET
PRINTER/TELEPHONE STAND	75N2430PTL TFL Top	\$ 747	23¾	29¾	29½	—	—	91 lbs.	3.0
	75N2430PTP HPL Top	895	23¾	29¾	29½	—	—	91 lbs.	3.0
	MPK-4 Set of 4 casters	78	For use as a mobile unit					1 lbs.	0.2



- Fixed shelf is 12" deep, 27¾" wide and ¾" thick
- Unit features an open back
- Casters are available for use as a mobile unit
- Do not specify metal color
- Assembly required

HALF ROUND WORKSURFACE



75N60WSHRL TFL Top	\$ 383	30	60	1¾	—	—	69 lbs.	2.8
75N60WSHRP HPL Top	460	30	60	1¾	—	—	69 lbs.	2.8
75N48WSHRL TFL Top	\$ 319	24	48¾	1¾	—	—	57 lbs.	2.3
75N48WSHRP HPL Top	384	24	48¾	1¾	—	—	57 lbs.	2.3
75N42WSHRL TFL Top	\$ 280	24	42	1¾	—	—	50 lbs.	2.0
75N42WSHRP HPL Top	336	24	42	1¾	—	—	50 lbs.	2.0

- Specify grommet and worksurface laminate only
- Support base must be ordered separately; see below for support base options

SUPPORT BASE



		DI	H					
NAC0428SFRNB	Metal	\$ 214	4	—	27¾-29¼	—	10 lbs.	1.0

- Adjustable glide standard
- Specify paint colors: (405) Designer White, (423) Concrete, (462) Cinder, (463) Iron, (501) Platinum Metallic, or (503) Satin Nickel Metallic
- Optional upper and lower (CUL) wire management cutout