
RENO

Product Specifications	418
Fabrics and Options	419
Contrasting Fabrics Specifications	420
Product Pages	421
COM Yardage Requirements	432

RENO PRODUCT SPECIFICATIONS

FRAME CONSTRUCTION

- Interior frame is constructed of plywood with tenon joints that are glued and screwed for maximum joint stability
- Seat joints are supported by corner blocks with high tensile screws
- Reno Slim models feature a reduced footprint – see model dimensions for details

SEAT CONSTRUCTION

- Seat cushions are attached and feature 6" of high grade polyurethane foam, which is custom shaped and fabricated, and placed on high tension strip webbing

BACK CONSTRUCTION

- 5" of high grade polyurethane foam, which is custom shaped and stretched over web sheet and attached to frame

ARM CONSTRUCTION

- Armrest frames are wrapped with high grade polyurethane foam and slipcovered
- The frame is attached to the unit with 3 bolts per arm

WOOD ARM CONSTRUCTION

- Arms are molded of linear laminated hard maple veneers

CUP HOLDER

- Available on standard Reno upholstered arm

CONTRASTING FABRICS

- Available with 3 contrasting fabric locations: back, seat, and arms

LEGS

- Die-cast zinc legs are Platinum Metallic plated, Satin Nickel Metallic plated or Cinder powder coat paint and have nylon glides
- Wood legs are constructed of maple with nylon glides
- When specifying Brighton, Natural, and Sonoma finish, variation in color is acceptable due to the nature of wood characteristics

HANDLE AND CASTERS

N32BB AND N32DD

- Handle featured on mobile lounge is die-cast zinc that is Platinum Metallic plated, Satin Nickel Metallic plated or Cinder powder coat paint
- Heavy-duty black double wheel casters

TABLET ARM

- ¾" thick black thermofoil with MDF core or ¾" thick maple
- Attached with ¼" steel base plate and screws that mounts over ¾" metal insert rod and fits into structure of arm
- Tablet height is 28" from floor to top of tablet surface
- Allows for 360° swivel and writing surface of 21" W x 13½" D

BENCHES


- 8" of foam covers a ½" plywood panel on top of fiberboard frame
- Black, double wheel, roll control casters are standard and work on all floors

POWER GROMMET

- G23 black or silver grommet is available in right, left or both sides of the back for an additional upcharge
- Features 2 electrical receptacles and 2 power USB ports

TABLES

- Grade A slipmatched maple (Brighton, Caramel, Honey, Natural), or cherry veneer (Amber, Autumn, Cordovan, Judicial, Mocha, Truffle) or laminate
- Die-cast zinc legs with nylon glides
- 3 power grommets available; specify cutout option and order electrical grommet model separately. See pages 609-610 for details and pricing
- Optional glass and solid surface kits available; reference page 518 in the Tables Price List



All Reno models may be ordered to meet TB133 fire code.

To order seating to meet the TB133 fire code, specify an "F" at the end of the model number (Ex: N32AAMF).

For TB133 pricing go to www.NationalOfficeFurniture.com/TB133

Please consult customer service for applicable Arc-Com, COM, Designtex, Maharam, Momentum, Stinson, or Ultrafabrics fabric.

FABRICS

Grade 1	Cali
	Input
	Plush
	Ridge
	Stardust
	Vessel
Grade 2	Bliss
	Brilliant
	COM
	Dorset
	Orbit
	Phrase
	Pixie
	Sedona
	Strand

Grade 3	COL
	Jacks
	Silvertex
Grade 4	Connect Four
	Echo
	Masquerade
Grade 5	Mode

Grade 6	Essence/Ultraleather
Grade 7	Brisa
	Brisa Distressed
	Reef Pro
	Silica
	Silica Etch
	Tottori
Grade L7	Davenport
Grade L8	Florence

**LOUNGE
POWER GROMMET OPTIONS**

(\$505 list upcharge per location)

G23BL	Black, Left
G23BR	Black, Right
G23BLR	Black, Left & Right
G23SL	Silver, Left
G23SR	Silver, Right
G23SLR	Silver, Left & Right
X	No Grommet

**TABLES
SURFACE
GROMMETS/CUTOUTS**

(\$25 list upcharge per location)

CUT-G12C	G12 Cutout, Center
CUT-G17C	G17 Cutout, Center
CUT-G23C	G23 Cutout, Center
X	No Grommet

**TABLES
SIDE GROMMETS/CUTOUTS**

(\$25 list upcharge per location)

CUT-G23C	G23 Cutout
X	No Grommet

If specifying cutout, reference pages 609-610 for pricing and details to order power grommet.

**FINISHES
(WOOD ARMS, LEGS AND
TABLES)**

AC	Autumn	PB	Portobello*
AD	Almond*	PT	Portico*
CL	Caramel	SK	Skyline*
CW	Cordovan	SM	Sonoma*
DW	Judicial	TF	Truffle
HN	Honey	405	Designer White*
IM	Brighton	462	Cinder*
MC	Amber	792	Sable*
MH	Mocha	793	Acorn*†
NM	Natural		

*Not available on tables
†Acorn is the finish and laminate complement to Clear Walnut finish

**LAMINATES
(TABLES ONLY)**

AC2	Autumn 2	TF	Truffle
AD	Almond	405	Designer White
CL	Caramel	419	Wallaby
CW	Cordovan	425	Shadow
DW	Judicial	440	Cloud
HN2	Honey 2	461	Graphite
IM	Brighton	462	Cinder
MC	Amber	478	Platinum Grey
MH	Mocha	488	Frosty White
NM	Natural	491	Designer White Linear
PB	Portobello	492	Cinder Linear
PT	Portico	792	Sable
SK	Skyline	793	Acorn†
SM	Sonoma		

**GALLERY LAMINATE
(TABLES ONLY)**

Grade 1 – 5% upcharge	
G1001	Citadel
G1011	Pepperdust
Grade 2 – 6% upcharge	
G1002	Planked Raw Oak
G1003	Evening Notte
G1004	Kirsche
G1005	Midnight Run
G1006	Sepia Walnut
G1007	Serotina
G1008	Timeless
G1009	White Nebbia
G1012	Phantom Ecru

See page 28 for Gallery program details and upcharges

CUP HOLDER OPTIONS

(\$67 list upcharge per location)

CPL	Cup Holder, Left
CPR	Cup Holder, Right
CPLR	Cup Holder, Left & Right

• Cannot have cup holder and tablet on same arm

TABLET ARM

T	Thermofoil, Black	WNM	Wood, Natural
WAC	Wood, Autumn	WPB	Wood, Portobello
WAD	Wood, Almond	WPT	Wood, Portico
WCL	Wood, Caramel	WSK	Wood, Skyline
WCW	Wood, Cordovan	WSM	Wood, Sonoma
WDW	Wood, Judicial	WTF	Wood, Truffle
WHN	Wood, Honey	W405	Wood, Designer White
WIM	Wood, Brighton	W462	Wood, Cinder
WMC	Wood, Amber	W792	Wood, Sable
WMH	Wood, Mocha	W793	Wood, Acorn†

**PAINT COLORS
(LEGS AND HANDLE)**

423	Concrete
462	Cinder
463	Iron
501	Platinum Metallic
503	Satin Nickel Metallic

TO ORDER CONTRASTING FABRIC, SPECIFY

RENO

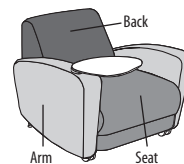
1 Seat Lounge page 421

Mobile 1 Seat Lounge page 421

2½ Seat Lounge page 422

3 Seat Lounge page 422

1. Model Number plus "X"
2. Back Fabric Grade Number/Cover Number
3. Seat Fabric Grade Number/Cover Number
4. Arm Fabric Grade Number/Cover Number
5. Power Grommet
6. Tablet and Finish (when applicable)
7. Cup Holder
8. Paint (when applicable)
9. Wood Leg Finish (when applicable)



Contrasting Fabric

1 Seat Lounge Wood Arms page 423

2½ Seat Lounge Wood Arms page 423

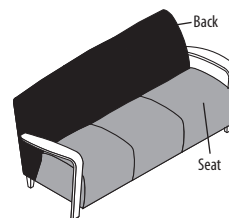
3 Seat Lounge Wood Arms page 424

1 Seat Lounge Wood Arms - Slim page 427

2½ Seat Lounge Wood Arms - Slim page 427

3 Seat Lounge Wood Arms - Slim page 428

1. Model Number plus "X"
2. Back Fabric Grade Number/Cover Number
3. Seat Fabric Grade Number/Cover Number
4. Power Grommet
5. Paint (when applicable)
6. Wood Leg Finish (when applicable)
7. Glides



Contrasting Upholstery

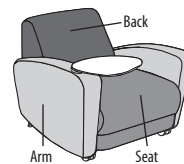
1 Seat Lounge - Slim page 425

Mobile 1 Seat Lounge - Slim page 425

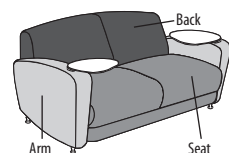
2½ Seat Lounge - Slim page 426

3 Seat Lounge - Slim page 426

1. Model Number plus "X"
2. Back Fabric Grade Number/Cover Number
3. Seat Fabric Grade Number/Cover Number
4. Arm Fabric Grade Number/Cover Number
5. Power Grommet
6. Tablet and Finish (when applicable)
7. Paint (when applicable)
8. Wood Leg Finish (when applicable)



Contrasting Fabric



Contrasting Fabric




Shaded models are available through our Quick Delivery program and will be delivered within 10 days or less. Shaded models that feature the 48 icon will ship within 48 hours (48). See page 8 for additional program information.

TO ORDER, SPECIFY:


1. Model Number
2. Fabric Grade / Cover Number
3. Power Grommet
4. Cup Holder
5. Tablet and Finish (when applicable)
6. Paint (when applicable)
7. Wood Leg Finish (when applicable)

• See page 419 for Reno options
See pages 432-433 for COM fabric yardage

1 SEAT LOUNGE



Metal Legs



Wood Legs

MODEL NO.

GRADE / LIST PRICE


		1	2/COM	3/COL	4	5	6	7	L7	L8
N32AAM	Metal Legs	\$ 1826	1958	2012	2110	2213	2390	2625	3742	4105
QN32AAM	Metal Legs	1826	1958	2012	2110	2213	2390	2625		
N32AAW	Wood Legs	1961	2093	2147	2245	2348	2525	2760	3877	4240
QN32AAW	Wood Legs	1961	2093	2147	2245	2348	2525	2760		
N32CCMR	Metal Legs, Tablet Right Arm	2256	2388	2442	2540	2643	2820	3055	4172	4535
N32CCML	Metal Legs, Tablet Left Arm	2256	2388	2442	2540	2643	2820	3055	4172	4535
N32CCWR	Wood Legs, Tablet Right Arm	2392	2524	2578	2676	2779	2956	3191	4308	4671
N32CCWL	Wood Legs, Tablet Left Arm	2392	2524	2578	2676	2779	2956	3191	4308	4671

DIMENSIONS


Width	34½	Arm Height	27	Seat Width	22	Weight	83
Depth	34½	Seat Height	19			Tablet Weight	95
Height	33	Seat Depth	21¼			Cubic Ft.	32

• Contrasting fabric option – specify X (i.e., N32AAMX); see page 420. For list pricing, use your electronic specification tool or contact customer service

MOBILE 1 SEAT LOUNGE



Metal Legs



Wood Legs

		1	2/COM	3/COL	4	5	6	7	L7	L8
N32BBM	Metal Legs	\$ 1997	2129	2183	2281	2384	2561	2796	3913	4276
N32BBW	Wood Legs	2133	2265	2319	2417	2520	2697	2932	4049	4412
N32DDMR	Metal Legs, Tablet Right Arm	2413	2545	2599	2697	2800	2977	3212	4329	4692
N32DDML	Metal Legs, Tablet Left Arm	2413	2545	2599	2697	2800	2977	3212	4329	4692
N32DDWR	Wood Legs, Tablet Right Arm	2548	2680	2734	2832	2935	3112	3347	4464	4827
N32DDWL	Wood Legs, Tablet Left Arm	2548	2680	2734	2832	2935	3112	3347	4464	4827

DIMENSIONS

Width	34½	Arm Height	27	Seat Width	22	Weight	83
Depth	34½	Seat Height	19			Tablet Weight	95
Height	33	Seat Depth	21¼			Cubic Ft.	32

- Contrasting fabric option – specify X (i.e., N32BBMX); see page 420. For list pricing, use your electronic specification tool or contact customer service
- Features a handle on the back for ease of mobility
- Paint finish option represents handle on wood leg models and legs and handle on metal leg models

TO ORDER, SPECIFY:

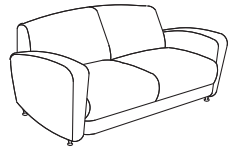
1. Model Number
2. Fabric Grade / Cover Number
3. Power Grommet
4. Cup Holder
5. Tablet and Finish (when applicable)
6. Paint (when applicable)
7. Wood Leg Finish (when applicable)

• See page 419 for Reno options
See pages 432-433 for COM fabric yardage


2½ SEAT LOUNGE

MODEL NO.

GRADE / LIST PRICE



Metal Legs



Wood Legs

		1	2/COM	3/COL	4	5	6	7	L7	L8
N32HHM	Metal Legs	\$ 2432	2675	2774	2954	3143	3467	3899	5951	6617
N32HHW	Wood Legs	2569	2812	2911	3091	3280	3604	4036	6088	6754
N32JJMR	Metal Legs, Tablet Right Arm	2863	3106	3205	3385	3574	3898	4330	6382	7048
N32JJML	Metal Legs, Tablet Left Arm	2863	3106	3205	3385	3574	3898	4330	6382	7048
N32JJMB	Metal Legs, Tablet Both Arms	3294	3537	3636	3816	4005	4329	4761	6813	7479
N32JJWR	Wood Legs, Tablet Right Arm	2998	3241	3340	3520	3709	4033	4465	6517	7183
N32JJWL	Wood Legs, Tablet Left Arm	2998	3241	3340	3520	3709	4033	4465	6517	7183
N32JJWB	Wood Legs, Tablet Both Arms	3430	3673	3772	3952	4141	4465	4897	6949	7615

DIMENSIONS

Width	67½	Arm Height	27	Seat Width	55¾	Weight	125
Depth	34½	Seat Height	19			Tablet Weight	137
Height	33	Seat Depth	21¼			Cubic Ft.	56.1
						Weight with Tablet Both Arms	149

• Contrasting fabric option – specify X (i.e., N32JJMRX); see page 420. For list pricing, use your electronic specification tool or contact customer service

3 SEAT LOUNGE

		1	2/COM	3/COL	4	5	6	7	L7	L8
N32LLM	Metal Legs	\$ 3038	3278	3376	3554	3741	4062	4489	6518	7177
N32LLW	Wood Legs	3173	3413	3511	3689	3876	4197	4624	6653	7312
N32MMMR	Metal Legs, Tablet Right Arm	3468	3708	3806	3984	4171	4492	4919	6948	7607
N32MMML	Metal Legs, Tablet Left Arm	3468	3708	3806	3984	4171	4492	4919	6948	7607
N32MMMB	Metal Legs, Tablet Both Arms	3900	4140	4238	4416	4603	4924	5351	7380	8039
N32MMWR	Wood Legs, Tablet Right Arm	3604	3844	3942	4120	4307	4628	5055	7084	7743
N32MMWL	Wood Legs, Tablet Left Arm	3604	3844	3942	4120	4307	4628	5055	7084	7743
N32MMWB	Wood Legs, Tablet Both Arms	4037	4277	4375	4553	4740	5061	5488	7517	8176

DIMENSIONS

Width	78	Arm Height	27	Seat Width	66¾	Weight	148
Depth	34½	Seat Height	19			Tablet Weight	160
Height	33	Seat Depth	21¼			Cubic Ft.	69.4
						Weight with Tablet Both Arms	172

• Contrasting fabric option – specify X (i.e., N32MMMRX); see page 420. For list pricing, use your electronic specification tool or contact customer service

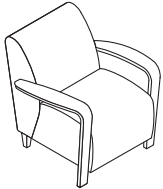
TO ORDER, SPECIFY:

1. Model Number
2. Fabric Grade Number
3. Cover Number
4. Power Grommet
5. Paint (when applicable)
6. Finish Designator (when applicable)
7. Glides


• See page 419 for Reno options

See pages 432-433 for COM fabric yardage

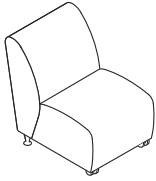
**1 SEAT LOUNGE
WOOD ARMS**



Wood Arms



Armless – Metal Legs



Armless – Metal Legs – Mobile

**MODEL
NO.**

GRADE / LIST PRICE

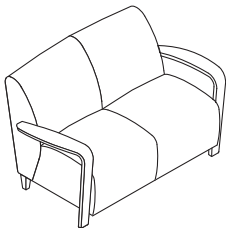
		1	2/COM	3/COL	4	5	6	7	L7	L8
N32TAAW	Wood Legs	\$ 2576	2652	2682	2738	2797	2898	3032	3671	3878
N32MAAM	Armless – Metal Legs	1698	1774	1804	1860	1919	2020	2154	2793	3000
N32MAAW	Armless – Wood Legs	1834	1910	1940	1996	2055	2156	2290	2929	3136
N32MBBM	Armless – Metal Legs – Mobile	1869	1945	1975	2031	2090	2191	2325	2964	3171
N32MBBW	Armless – Wood Legs – Mobile	2005	2081	2111	2167	2226	2327	2461	3100	3307

DIMENSIONS

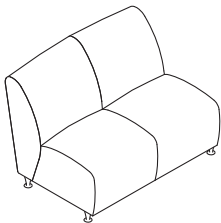
Width	32	Seat Height	19	Arm Height	27	Armless Weight	52
Armless Width	23	Seat Depth	21¼			Arm Weight	65
Depth	34½	Seat Width	22½			Armless Cubic Ft.	28.0
Height	33					Arm Cubic Ft.	32.0

- Contrasting fabric option – specify X (i.e., N32TAAWX); see page 420. For list pricing, use your electronic specification tool or contact customer service
- Cup holder not available

**2½ SEAT LOUNGE
WOOD ARMS**



Wood Arms



Armless – Metal Legs

		1	2/COM	3/COL	4	5	6	7	L7	L8
N32THHW	Wood Legs	\$ 3182	3360	3433	3565	3703	3941	4258	5763	6251
N32MHMM	Armless – Metal Legs	2306	2484	2557	2689	2827	3065	3382	4887	5375
N32MHHW	Armless – Wood Legs	2441	2619	2692	2824	2962	3200	3517	5022	5510

DIMENSIONS

Width	65	Seat Height	19	Arm Height	27	Armless Weight	97
Armless Width	56	Seat Depth	21¼			Arm Weight	110
Depth	34½	Seat Width	55½			Armless Cubic Ft.	49.7
Height	33					Arm Cubic Ft.	56.1

- Contrasting fabric option – specify X (i.e., N32THHWX); see page 420. For list pricing, use your electronic specification tool or contact customer service
- Cup holder not available

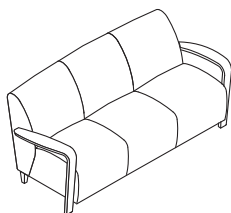
RENO

TO ORDER, SPECIFY:

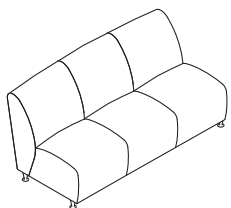
1. Model Number
2. Fabric Grade Number
3. Cover Number
4. Power Grommet
5. Paint (when applicable)
6. Finish Designator (when applicable)
7. Glides

• See page 419 for Reno options
See pages 432-433 for COM fabric yardage

**3 SEAT LOUNGE
WOOD ARMS**



Wood Arms



Armless – Metal Legs

**MODEL
NO.**

GRADE / LIST PRICE

		1	2/COM	3/COL	4	5	6	7	L7	L8
N32TLLW	Wood Legs	\$ 3788	3942	4005	4119	4238	4444	4717	6017	6439
N32MLLM	Armless – Metal Legs	2912	3066	3129	3243	3362	3568	3841	5141	5563
N32MLLW	Armless – Wood Legs	3047	3201	3264	3378	3497	3703	3976	5276	5698

DIMENSIONS

Width	75½	Seat Height	19	Arm Height	27	Armless Weight	118
Armless Width	66½	Seat Depth	21¼			Arm Weight	133
Depth	34½	Seat Width	66			Armless Cubic Ft.	56.1
Height	33					Arm Cubic Ft.	69.4

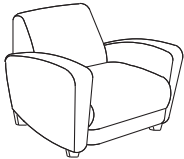
- Contrasting fabric option – specify X (i.e., N32TLLWX); see page 420. For list pricing, use your electronic specification tool or contact customer service
- Cup holder not available

TO ORDER, SPECIFY:


1. Model Number
2. Fabric Grade Number
3. Cover Number
4. Power Grommet
5. Tablet and Finish (when applicable)
6. Paint (when applicable)
7. Wood Leg Finish (when applicable)

• See page 419 for Reno options
See pages 432-433 for COM fabric yardage

1 SEAT LOUNGE - SLIM



Wood Legs



Wood Legs

MODEL NO.

GRADE / LIST PRICE


		1	2/COM	3/COL	4	5	6	7	L7	L8
N32SAAM	Metal Legs	\$ 1826	1958	2012	2110	2213	2390	2625	3742	4105
N32SAAW	Wood Legs	1961	2093	2147	2245	2348	2525	2760	3877	4240
N32SCCMR	Metal Legs, Tablet Right Arm	2256	2388	2442	2540	2643	2820	3055	4172	4535
N32SCCML	Metal Legs, Tablet Left Arm	2256	2388	2442	2540	2643	2820	3055	4172	4535
N32SCCWR	Wood Legs, Tablet Right Arm	2392	2524	2578	2676	2779	2956	3191	4308	4671
N32SCCWL	Wood Legs, Tablet Left Arm	2392	2524	2578	2676	2779	2956	3191	4308	4671

DIMENSIONS


Width	32	Arm Height	27	Seat Width	22	Weight	74
Depth	31	Seat Height	19			Tablet Weight	87
Height	33	Seat Depth	21¼			Cubic Ft.	32.0

- Contrasting fabric option – specify X (i.e., N32SCCMRX); see page 420. For list pricing, use your electronic specification tool or contact customer service
- Cup holder not available

MOBILE 1 SEAT LOUNGE - SLIM



Metal Legs



Wood Legs

		1	2/COM	3/COL	4	5	6	7	L7	L8
N32SBBM	Metal Legs	\$ 1997	2129	2183	2281	2384	2561	2796	3913	4276
N32SBBW	Wood Legs	2133	2265	2319	2417	2520	2697	2932	4049	4412
N32SDDMR	Metal Legs, Tablet Right Arm	2413	2545	2599	2697	2800	2977	3212	4329	4692
N32SDDML	Metal Legs, Tablet Left Arm	2413	2545	2599	2697	2800	2977	3212	4329	4692
N32SDDWR	Wood Legs, Tablet Right Arm	2548	2680	2734	2832	2935	3112	3347	4464	4827
N32SDDWL	Wood Legs, Tablet Left Arm	2548	2680	2734	2832	2935	3112	3347	4464	4827

DIMENSIONS

Width	32	Arm Height	27	Seat Width	22	Weight	74
Depth	31	Seat Height	19			Tablet Weight	87
Height	33	Seat Depth	21¼			Cubic Ft.	32.0

- Contrasting fabric option – specify X (i.e., N32SDDMRX); see page 420. For list pricing, use your electronic specification tool or contact customer service
- Features a handle on the back for ease of mobility
- Paint finish option represents handle on wood leg models and legs and handle on metal leg models
- Cup holder not available


RENO

TO ORDER, SPECIFY:


1. Model Number
2. Fabric Grade Number
3. Cover Number
4. Power Grommet
5. Tablet and Finish (when applicable)
6. Paint (when applicable)
7. Wood Leg Finish (when applicable)

• See page 419 for Reno options
See pages 432-433 for COM fabric yardage

2½ SEAT LOUNGE - SLIM



Metal Legs



Wood Legs

MODEL NO.

GRADE / LIST PRICE


		1	2/COM	3/COL	4	5	6	7	L7	L8
N32SHHM	Metal Legs	\$ 2432	2675	2774	2954	3143	3467	3899	5951	6617
N32SHHW	Wood Legs	2569	2812	2911	3091	3280	3604	4036	6088	6754
N32SJJMR	Metal Legs, Tablet Right Arm	2863	3106	3205	3385	3574	3898	4330	6382	7048
N32SJJML	Metal Legs, Tablet Left Arm	2863	3106	3205	3385	3574	3898	4330	6382	7048
N32SJJMB	Metal Legs, Tablet Both Arms	3294	3537	3636	3816	4005	4329	4761	6813	7479
N32SJJWR	Wood Legs, Tablet Right Arm	2998	3241	3340	3520	3709	4033	4465	6517	7183
N32SJJWL	Wood Legs, Tablet Left Arm	2998	3241	3340	3520	3709	4033	4465	6517	7183
N32SJJWB	Wood Legs, Tablet Both Arms	3430	3673	3772	3952	4141	4465	4897	6949	7615

DIMENSIONS


Width	65	Arm Height	27	Seat Width	55¾	Weight	117
Depth	31	Seat Height	19			Cubic Ft.	56.0
Height	33	Seat Depth	21¼			Tablet Weight	129
						Cubic Ft	56.1
						Weight with Tablet	
						Both Arms	141

- Contrasting fabric option – specify X (i.e., N32SHHMx); see page 420. For list pricing, use your electronic specification tool or contact customer service
- Cup holder not available

3 SEAT LOUNGE - SLIM



Metal Legs



Wood Legs

		1	2/COM	3/COL	4	5	6	7	L7	L8
N32SLLM	Metal Legs	\$ 3038	3278	3376	3554	3741	4062	4489	6518	7177
N32SLLW	Wood Legs	3173	3413	3511	3689	3876	4197	4624	6653	7312
N32SMMMR	Metal Legs, Tablet Right Arm	3468	3708	3806	3984	4171	4492	4919	6948	7607
N32SMMML	Metal Legs, Tablet Left Arm	3468	3708	3806	3984	4171	4492	4919	6948	7607
N32SMMMB	Metal Legs, Tablet Both Arms	3900	4140	4238	4416	4603	4924	5351	7380	8039
N32SMMWR	Wood Legs, Tablet Right Arm	3604	3844	3942	4120	4307	4628	5055	7084	7743
N32SMMWL	Wood Legs, Tablet Left Arm	3604	3844	3942	4120	4307	4628	5055	7084	7743
N32SMMWB	Wood Legs, Tablet Both Arms	4037	4277	4375	4553	4740	5061	5488	7517	8176

DIMENSIONS

Width	75½	Arm Height	27	Seat Width	66¾	Weight	139
Depth	31	Seat Height	19			Cubic Ft.	69.4
Height	33	Seat Depth	21¼			Tablet Weight	151
						Cubic Ft.	69.4
						Weight with Tablet	
						Both Arms	163

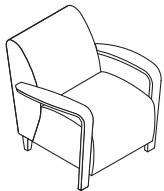
- Contrasting fabric option – specify X (i.e., N32SLLMx); see page 420. For list pricing, use your electronic specification tool or contact customer service
- Cup holder not available

TO ORDER, SPECIFY:

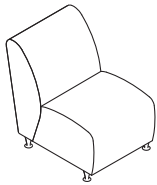
1. Model Number
2. Fabric Grade Number
3. Cover Number
4. Power Grommet
5. Paint (when applicable)
6. Wood Leg Finish (when applicable)

• See page 419 for Reno options
See pages 432-433 for COM fabric yardage


**1 SEAT LOUNGE
WOOD ARMS - SLIM**



Wood Arms



Armless – Metal Legs



Armless – Metal Legs, Mobile

**MODEL
NO.**

GRADE / LIST PRICE

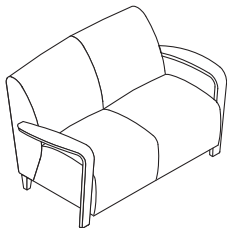
		1	2/COM	3/COL	4	5	6	7	L7	L8
N32STAAW	Arms - Wood Leg	\$ 2576	2652	2682	2738	2797	2898	3032	3671	3878
N32SMAAM	Armless – Metal Legs	1698	1774	1804	1860	1919	2020	2154	2793	3000
N32SMAAW	Armless – Wood Legs	1834	1910	1940	1996	2055	2156	2290	2929	3136
N32SMBBM	Armless – Metal Legs, Mobile	1869	1945	1975	2031	2090	2191	2325	2964	3171
N32SMBBW	Armless – Wood Legs, Mobile	2005	2081	2111	2167	2226	2327	2461	3100	3307

DIMENSIONS

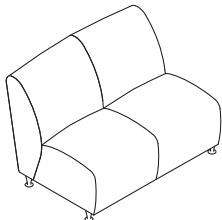
Width	29	Seat Height	19	Arm Height	27	Armless Weight	44
Armless Width	23	Seat Depth	21¼			Arm Weight	63
Depth	31	Seat Width	22½			Armless Cubic Ft.	28.0
Height	33					Arm Cubic Ft.	32.0

• Contrasting fabric option – specify X (i.e., N32STAAWX); see page 420. For list pricing, use your electronic specification tool or contact customer service

**2½ SEAT LOUNGE
WOOD ARMS - SLIM**



Wood Arms



Armless – Metal Legs

		1	2/COM	3/COL	4	5	6	7	L7	L8
N32STHHW	Arms - Wood Leg	\$ 3182	3360	3433	3565	3703	3941	4258	5763	6251
N32SMHHM	Armless – Metal Legs	2306	2484	2557	2689	2827	3065	3382	4887	5375
N32SMHHW	Armless – Wood Legs	2441	2619	2692	2824	2962	3200	3517	5022	5510

DIMENSIONS

Width	62	Seat Height	19	Arm Height	27	Armless Weight	87
Armless Width	56	Seat Depth	21¼			Arm Weight	100
Depth	31	Seat Width	55½			Armless Cubic Ft.	49.7
Height	33					Arm Cubic Ft.	56.1

• Contrasting fabric option – specify X (i.e., N32STHHWX); see page 420. For list pricing, use your electronic specification tool or contact customer service

RENO

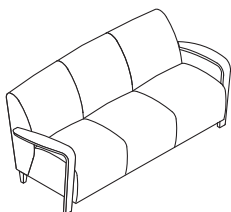
**LOUNGE
TO ORDER, SPECIFY:**

1. Model Number
2. Fabric Grade Number
3. Cover Number
4. Power Grommet
5. Paint (when applicable)
6. Wood Leg Finish (when applicable)

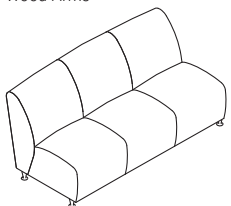
**PULL-UP TABLE
TO ORDER, SPECIFY:**

1. Model Number
2. Laminate or Finish
3. Paint

- See page 419 for Reno options
- See pages 432-433 for COM fabric yardage

**3 SEAT LOUNGE
WOOD ARMS - SLIM**

Wood Arms



Armless – Metal Legs

**MODEL
NO.****GRADE / LIST PRICE**

		1	2/COM	3/COL	4	5	6	7	L7	L8
N32STLLW	Arms	\$ 3788	3942	4005	4119	4238	4444	4717	6017	6439
N32SMLLM	Armless – Metal Legs	2912	3066	3129	3243	3362	3568	3841	5141	5563
N32SMLLW	Armless – Wood Legs	3047	3201	3264	3378	3497	3703	3976	5276	5698

DIMENSIONS

Width	73	Seat Height	19	Arm Height	27	Armless Weight	106
Armless Width	66½	Seat Depth	21¼			Arm Weight	121
Depth	31	Seat Width	66½			Armless Cubic Ft.	56.1
Height	33					Arm Cubic Ft.	69.4

- Contrasting fabric option – specify X (i.e., N32STLLWX); see page 420. For list pricing, use your electronic specification tool or contact customer service

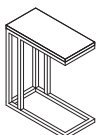
PERSONAL PULL-UP TABLE

10N1622RTPUW	Wood	\$ 1107
10N1622RTPUL	Laminate	1107

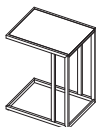
DIMENSIONS

Width	22	Weight	32
Depth	13¾	Cubic Ft.	9.25
Height	28½		

- 50 lb. weight limit
- Specify metal finish (423) Concrete, (462) Cinder, (463) Iron, (501) Platinum Metallic, or (503) Satin Nickel Metallic
- Veneer species is maple
- Acorn is the laminate/wood complement to Clear Walnut finish

PERSONAL PULL-UP TABLE

White Marble



Black Marble

10N1120RTPU2SS	White Marble	\$ 780
10N1620RTPU2SB	Black Marble	780

DIMENSIONS - WHITE MARBLE

Width	20	Weight	30
Depth	11	Cubic Ft.	5
Height	25		

DIMENSIONS - BLACK MARBLE

Width	20	Weight	30
Depth	16	Cubic Ft.	6.95
Height	25		

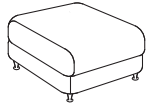
- 50 lb. weight limit
- White Marble model has a Platinum Metallic base; Black Marble model has a Cinder base
- 10N1620RTPU2SB top material is Porcelain with pattern Nero Marquina
- 10N1120RTPU2SS top material is Nature Mabel species of Bianco Crown Marble
- Specify model number only

TO ORDER, SPECIFY:

1. Model Number
2. Fabric Grade Number
3. Cover Number
4. Paint (when applicable)
5. Wood Leg Finish (when applicable)

• See page 419 for Reno options
See pages 432-433 for COM fabric yardage

1 SEAT BENCH



Metal Legs



Wood Legs



Mobile

MODEL NO.

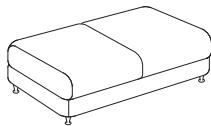
GRADE / LIST PRICE

		1	2/COM	3/COL	4	5	6	7	L7	L8
N32KKM	Metal Legs	\$ 712	748	763	790	819	867	932	1240	1340
N32KKW	Wood Legs	850	886	901	928	957	1005	1070	1378	1478
N32KCC	Mobile	936	972	987	1014	1043	1091	1156	1464	1564

DIMENSIONS

Width	24								Weight	28
Depth	24								Cubic Ft.	13.5
Height	17½									

2½ SEAT BENCH



Metal Legs



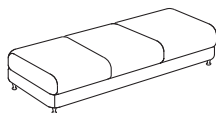
Wood Legs

		1	2/COM	3/COL	4	5	6	7	L7	L8
N32HKM	Metal Legs	\$ 1568	1660	1697	1765	1837	1959	2122	2897	3149
N32HKW	Wood Legs	1706	1798	1835	1903	1975	2097	2260	3035	3287

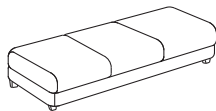
DIMENSIONS

Width	56								Weight	57
Depth	24								Cubic Ft.	16.9
Height	17½									

3 SEAT BENCH



Metal Legs



Wood Legs

		1	2/COM	3/COL	4	5	6	7	L7	L8
N32LKM	Metal Legs	\$ 1854	1940	1976	2040	2107	2222	2376	3105	3342
N32LKW	Wood Legs	1992	2078	2114	2178	2245	2360	2514	3243	3480

DIMENSIONS

Width	68								Weight	68
Depth	24								Cubic Ft.	17.3
Height	17½									

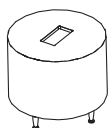
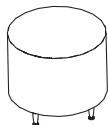
RENO

TO ORDER, SPECIFY:

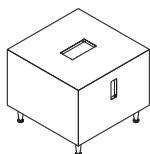
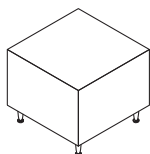
• See page 419 for Reno options

1. Model Number
2. Surface Grommet
3. Side Grommet (when applicable)
4. Wood/Laminate Finish
5. Paint (when applicable)
6. Finish

END TABLE



Optional Surface Grommet Location



Optional Surface and Side Grommet Locations

MODEL NO.

LIST PRICE

ROUND

N32T24ENW	Wood	\$ 1518
N32T24ENL	Laminate	1278

DIMENSIONS (Round Models)

Diameter	24	Weight	35
Height	20 ¹ / ₁₆	Cubic Ft.	11.0

- Side grommet not available on round models
- Optional surface grommet cutout available in G12, G17, and G23 cutout

SQUARE

N32T2424ENW	Wood	\$ 1518
N32T2424ENL	Laminate	1278

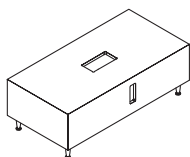
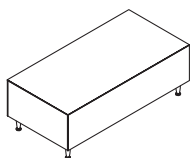
DIMENSIONS (Square Models)

Width	24	Weight	55
Depth	24	Cubic Ft.	12.6
Height	20 ¹ / ₁₆		

- Optional surface grommet cutout available in G12, G17, and G23 cutout
- Optional side grommet cutout on square table available in G23 cutout

- Some assembly required; feet are field installed
- Power grommet sold separately; reference pages 609-610 for pricing and details
- Optional glass and solid surface kits available; reference page 518 in the Tables Price List

MAGAZINE TABLE



Optional Surface and Side Grommet Locations

N32T2448MGW	Wood	\$ 1628
N32T2448MGL	Laminate	1394

DIMENSIONS

Width	48	Weight	77
Depth	24	Cubic Ft.	19.1
Height	16 ¹ / ₁₆		

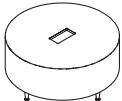
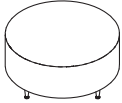
- Optional surface grommet cutout available in G12, G17, and G23 cutout
- Optional side grommet cutout available in G23 cutout
- Some assembly required; feet are field installed
- Power grommet sold separately; reference pages 609-610 for pricing and details
- Optional glass and solid surface kits available; reference page 518 in the Tables Price List

TO ORDER, SPECIFY:

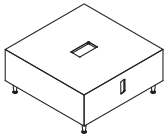
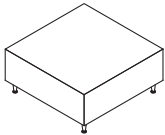
• See page 419 for Reno options

1. Model Number
2. Surface Grommet
3. Side Grommet (when applicable)
4. Wood/Laminate Finish
5. Paint (when applicable)
6. Finish

COFFEE TABLE



Optional Surface Grommet Location



Optional Surface and Side Grommet Locations

MODEL NO.

LIST PRICE

ROUND

N32T36MGW	Wood	\$ 1693
N32T36MGL	Laminate	1461

DIMENSIONS (Round Models)

Diameter	36 ¹ / ₁₆	Weight	55
Height	16 ¹ / ₁₆	Cubic Ft.	18.6

- Side grommet not available on round models
- Optional surface grommet cutout available in G12, G17, and G23 cutout

SQUARE

N32T3636MGW	Wood	\$ 1693
N32T3636MGL	Laminate	1461

DIMENSIONS (Square Models)

Width	36	Weight	65
Depth	36	Cubic Ft.	15
Height	16 ¹ / ₁₆		

- Optional surface grommet cutout available in G12, G17, and G23 cutout
- Optional side grommet cutout on square table available in G23 cutout
- Some assembly required; feet are field installed
- Power grommet sold separately; reference pages 609-610 for pricing and details
- Optional glass and solid surface kits available; reference page 518 in the Tables Price List

COM YARDAGE REQUIREMENTS

COM YARDAGE REQUIREMENTS (54" WIDTH – CUT UP THE ROLL)

MODEL	RAILROADED	NON DIRECTIONAL OR SOLID	1"-4" REPEAT	5"-11" REPEAT	12"-18" REPEAT	COL SQUARE FEET
	Contact customer service 800-482-1717 for ydg requirements		4" VERTICAL X 4" HORIZONTAL	11" VERTICAL X 11" HORIZONTAL	18" VERTICAL X 18" HORIZONTAL	
N32AAM, N32AAW, N32BBM, N32BBW, N32CCML, N32CCMR, N32CCWL, N32CCWR, N32DDMR, N32DDML, N32DDWR, N32DDWL		4.90	5.60	7.30	8.90	98
N32SAAM, N32SAAW, N32SBBM, N32SBBW, N32SCCML, N32SCCMR, N32SCCWL, N32SCCWR, N32SDDMR, N32SDDML, N32SDDWR, N32SDDWL		5.00	6.40	6.90	8.30	100
N32HHM, N32HHW, N32JJMR, N32JJML, N32JJMB, N32JJWR, N32JJWL, N32JJWB		9.00	10.00	10.70	12.30	179
N32SHHM, N32SHHW, N32SJMR, N32SJML, N32SJMB, N32SJWR, N32SJWL, N32SJWB		9.30	10.80	10.90	13.20	185
N32LLM, N32LLW, N32MMMR, N32MMML, N32MMMB, N32MMWR, N32MMWL, N32MMWB		8.90	13.50	14.70	16.90	177
N32SLLM, N32SLLW, N32SMMMR, N32SMMML, N32SMMMB, N32SMMW, N32SMMWL, N32SMMWB		8.60	10.90	15.50	17.80	171
N32AAMX, N32AAWX, N32BBMX, N32BBWX, N32CCMLX, N32CCMRX, N32CCWLX, N32CCWRX, N32DDMRX, N32DDMLX, N32DDWRX, N32DDWLX	Arm Seat Back	2.80 1.20 2.00	3.40 1.80 2.20	3.80 2.10 2.50	6.00 2.40 2.20	56 24 40
N32SAAMX, N32SAAWX, N32SBBMX, N32SBBWX, N32SCCMLX, N32SCCMRX, N32SCCWLX, N32SCCWRX, N32SDDMRX, N32SDDMLX, N32SDDWRX, N32SDDWLX	Arm Seat Back	3.00 1.60 1.90	3.10 1.70 2.00	3.40 2.40 2.10	4.00 3.40 2.40	60 32 38
N32HHMX, N32HHWX, N32JJMRX, N32JJMLX, N32JJMBX, N32JJWRX, N32JJWLX, N32JJWBX	Arm Seat Back	2.80 2.90 3.90	3.40 3.40 4.20	3.80 3.90 5.00	6.00 2.90 5.20	56 58 78
N32SHHMx, N32SHHWX, N32SJMRX, N32SJMLX, N32SJMBX, N32SJWRX, N32SJWLX, N32SJWBX	Arm Seat Back	3.00 3.70 3.70	3.10 3.90 3.90	3.40 4.90 4.10	4.00 6.20 5.10	60 74 74
N32LLMX, N32LLWX, N32MMMRX, N32MMMLX, N32MMMBX, N32MMWRX, N32MMWLX, N32MMWBX	Arm Seat Back	2.80 3.40 3.90	3.40 4.80 6.30	3.80 5.00 7.40	6.00 6.40 6.20	56 68 78
N32SLLMX, N32SLLWX, N32SMMMRX, N32SMMMLX, N32SMMMBX, N32SMMWX, N32SMMWLX, N32SMMWBX	Arm Seat Back	3.00 3.40 3.70	3.10 4.60 3.80	3.40 7.30 5.80	4.00 9.40 6.40	60 68 74

COM YARDAGE REQUIREMENTS

COM YARDAGE REQUIREMENTS (54" WIDTH – CUT UP THE ROLL)

MODEL	RAILROADED Contact customer service 800-482-1717 for ydg requirements	NON DIRECTIONAL OR SOLID	1"-4" REPEAT	5"-11" REPEAT	12"-18" REPEAT	COL SQUARE FEET
			4" VERTICAL X 4" HORIZONTAL	11" VERTICAL X 11" HORIZONTAL	18" VERTICAL X 18" HORIZONTAL	
N32KKC, N32KKM, N32KKW		1.60	2.30	3.40	4.80	32
N32HKM, N32HKW		3.40	4.60	5.10	7.20	68
N32LKM, N32LKW		3.20	3.70	7.00	7.20	64
N32THHW, N32MHHM, N32MHHW		6.60	7.00	8.20	7.50	132
N32MAAM, N32MAAW, N32MBBM, N32TAAW, N32MBBW		2.80	3.00	4.20	4.40	56
N32MAAMX, N32MAAWX, N32MBBMX, N32MBBW, N32TAAWX	Seat Back	1.30 1.90	2.10 2.00	2.50 2.30	2.70 2.50	26 38
N32MHHMX, N32MHHWX, N32THHWX	Seat Back	3.10 3.60	3.50 3.90	3.70 5.30	4.20 4.50	62 72
N32MLLM, N32MLLW, N32TLLW		5.70	6.10	10.60	8.00	113.5
N32MLLMX, N32MLLWX, N32TLLWX	Seat Back	2.40 3.60	3.30 3.70	5.00 6.60	4.20 4.50	48 72
N32STAAM, N32SMAAM, N32SMAAW, N32SMBBM, N32SMBBW		2.70	2.80	4.00	4.40	54
N32STHHW, N32SMHHM, N32SMHHW		6.40	6.80	7.80	7.50	127.5
N32STLLW, N32SMLLM, N32SMLLW		5.40	5.70	10.20	7.50	107.5
N32STAAMX, N32SMAAMX, N32SMAAWX, N32SMBBMX, N32SMBBWX	Seat Back	1.30 1.70	2.10 1.80	2.40 2.20	2.70 2.40	26 34
N32STHHWX, N32SMHHMX, N32SMHHWX	Seat Back	3.20 3.40	3.50 3.60	3.70 4.50	4.20 4.40	64 68
N32STLLWX, N32SMLLMX, N32SMLLWX	Seat Back	2.40 3.40	3.30 3.40	4.90 5.90	4.20 4.40	48 68

RENO

