

TESSERA

PRODUCT SPECIFICATIONS

- Legs are solid wood
- Legs shipped KD in same box


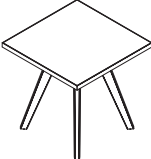

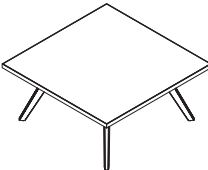
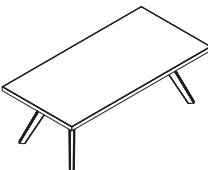
TO ORDER, SPECIFY:

1. Model Number
2. Leg Color
3. Finish/Laminate Color

SAMPLE MODEL NUMBERS:

59N24ENRDW 501 MH
59N24ENRDLW 501 MH

- See pages 175-177 for all options available in Tessera

	MODEL NO./DESCRIPTION	LIST PRICE	DIMENSIONS					CARTONED WEIGHT	CUBIC FEET	
			D	W	H	A	KW			
TESSERA END TABLE										
 	ROUND									
	59N24ENRDW	Wood	\$ 1742	24	24	23 $\frac{3}{4}$	-	-	83 lbs.	14.2
	59N24ENRDLW	Laminate	1483	24	24	23 $\frac{3}{4}$	-	-	83 lbs.	14.2
	SQUARE									
	59N2424ENSQW	Wood	\$ 1861	24	24	23 $\frac{3}{4}$	-	-	55 lbs.	14.2
	59N2424ENSQW	Laminate	1601	24	24	23 $\frac{3}{4}$	-	-	55 lbs.	14.2
	<ul style="list-style-type: none"> • No grommet cutouts available • 1$\frac{1}{2}$" thick top 									
TESSERA COFFEE TABLE										
 	ROUND									
	59N36MGRDW	Wood	\$ 2026	36 $\frac{1}{2}$	36 $\frac{1}{2}$	16 $\frac{3}{4}$	-	-	55 lbs.	21.6
	59N36MGRDLW	Laminate	1766	36 $\frac{1}{2}$	36 $\frac{1}{2}$	16 $\frac{3}{4}$	-	-	55 lbs.	21.6
	SQUARE									
	59N3636MGSQW	Wood	\$ 2143	36 $\frac{1}{2}$	36 $\frac{1}{2}$	16 $\frac{3}{4}$	-	-	65 lbs.	21.6
	59N3636MGSQW	Laminate	1884	36 $\frac{1}{2}$	36 $\frac{1}{2}$	16 $\frac{3}{4}$	-	-	65 lbs.	21.6
	<ul style="list-style-type: none"> • No grommet cutouts available • 1$\frac{1}{2}$" thick top 									
TESSERA MAGAZINE TABLE										
	59N2448MGW	Wood	\$ 2026	24	48	16 $\frac{3}{4}$	-	-	77 lbs.	19.7
	59N2448MGLW	Laminate	1766	24	48	16 $\frac{3}{4}$	-	-	77 lbs.	19.7
	<ul style="list-style-type: none"> • No grommet cutouts available • 1$\frac{1}{2}$" thick top 									

PRODUCT SPECIFICATIONS

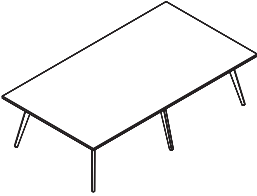
- Legs are solid wood
- Legs shipped KD in same box
- Apron rail on conference tables shipped attached
- See pages 299-300 for coordinating benches

TO ORDER, SPECIFY:

1. Model Number
2. Grommet
3. Leg Color
4. Finish/Laminate Color

SAMPLE MODEL NUMBERS:

- 59N6012029TRTW X 501 MH
 59N6012029TRLW X 501 MH
- See pages 175-177 for all options available in Tessera

	MODEL NO./DESCRIPTION	LIST PRICE	DIMENSIONS					CARTONED WEIGHT	CUBIC FEET
			D	W	H	A	KW		
<p>CONFERENCE TABLE WORKSURFACE HEIGHT</p> 	59N6012029TRTW Wood	\$ 6938	60	120	28%	–	–	309 lbs.	25.2
	59N6012029TRLW Laminate	6631	60	120	28%	–	–	309 lbs.	25.2
	59N6010829TRTW Wood	\$ 6871	60	108	28%	–	–	281 lbs.	22.8
	59N6010829TRLW Laminate	6234	60	108	28%	–	–	281 lbs.	22.8
	59N609629TRTW Wood	\$ 6710	60	96	28%	–	–	252 lbs.	20.4
	59N609629TRLW Laminate	6107	60	96	28%	–	–	252 lbs.	20.4
	59N608429TRTW Wood	\$ 5210	60	84	28%	–	–	222 lbs.	18.0
	59N608429TRLW Laminate	4602	60	84	28%	–	–	222 lbs.	18.0
	59N607229TRTW Wood	\$ 5059	60	72	28%	–	–	194 lbs.	15.6
	59N607229TRLW Laminate	4378	60	72	28%	–	–	194 lbs.	15.6
	59N5412029TRTW Wood	\$ 6624	54	120	28%	–	–	283 lbs.	22.9
	59N5412029TRLW Laminate	6350	54	120	28%	–	–	283 lbs.	22.9
	59N5410829TRTW Wood	\$ 6566	54	108	28%	–	–	257 lbs.	20.7
	59N5410829TRLW Laminate	5996	54	108	28%	–	–	257 lbs.	20.7
	59N549629TRTW Wood	\$ 6421	54	96	28%	–	–	230 lbs.	18.5
	59N549629TRLW Laminate	5882	54	96	28%	–	–	230 lbs.	18.5
	59N548429TRTW Wood	\$ 4939	54	84	28%	–	–	202 lbs.	16.4
	59N548429TRLW Laminate	4396	54	84	28%	–	–	202 lbs.	16.4
	59N547229TRTW Wood	\$ 4804	54	72	28%	–	–	176 lbs.	14.2
	59N547229TRLW Laminate	4195	54	72	28%	–	–	176 lbs.	14.2

- Regulation ping pong size 60"x108"
- Apron rail color will match specified leg color
- 72 and 84" wide models will have a total of 4 legs. 96, 108, and 120" wide models have 6 legs
- See wire managers page 295
- See grommets page 178

TESSERA

PRODUCT SPECIFICATIONS

- Apron rail ships attached
- Legs shipped KD in same box
- Apron rail on conference tables shipped attached
- See pages 299-300 for coordinating benches

TO ORDER, SPECIFY:

1. Model Number
2. Grommet
3. Leg Color
4. Finish/Laminate Color

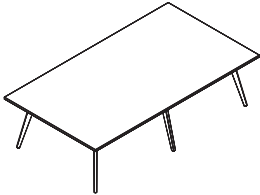
SAMPLE MODEL NUMBERS:

59N4812029TRTW X 501 PT
59N4812029TRLW X 501 PT

- See pages 175-177 for all options available in Tessera

MODEL NO./DESCRIPTION	LIST PRICE	DIMENSIONS					CARTONED WEIGHT	CUBIC FEET
		D	W	H	A	KW		
59N4812029TRTW Wood	\$ 6344	48	120	28%	-	-	258 lbs.	20.6
59N4812029TRLW Laminate	6100	48	120	28%	-	-	258 lbs.	20.6
59N4810829TRTW Wood	\$ 6292	48	108	28%	-	-	233 lbs.	18.7
59N4810829TRLW Laminate	5782	48	108	28%	-	-	233 lbs.	18.7
59N489629TRTW Wood	\$ 6163	48	96	28%	-	-	208 lbs.	16.7
59N489629TRLW Laminate	5682	48	96	28%	-	-	208 lbs.	16.7
59N488429TRTW Wood	\$ 4697	48	84	28%	-	-	183 lbs.	14.7
59N488429TRLW Laminate	4211	48	84	28%	-	-	183 lbs.	14.7
59N487229TRTW Wood	\$ 4575	48	72	28%	-	-	157 lbs.	12.8
59N487229TRLW Laminate	4032	48	72	28%	-	-	157 lbs.	12.8
59N4212029TRTW Wood	\$ 6170	42	120	28%	-	-	228 lbs.	18.4
59N4212029TRLW Laminate	5553	42	120	28%	-	-	228 lbs.	18.4
59N4210829TRTW Wood	\$ 6049	42	108	28%	-	-	206 lbs.	16.6
59N4210829TRLW Laminate	5465	42	108	28%	-	-	206 lbs.	16.6
59N429629TRTW Wood	\$ 5932	42	96	28%	-	-	184 lbs.	14.4
59N429629TRLW Laminate	5383	42	96	28%	-	-	184 lbs.	14.4
59N428429TRTW Wood	\$ 4480	42	84	28%	-	-	161 lbs.	13.1
59N428429TRLW Laminate	3964	42	84	28%	-	-	161 lbs.	13.1
59N427229TRTW Wood	\$ 4372	42	72	28%	-	-	139 lbs.	11.4
59N427229TRLW Laminate	3888	42	72	28%	-	-	139 lbs.	11.4

CONFERENCE TABLE WORKSURFACE HEIGHT



- Regulation ping pong size 60"x108"
- Apron rail color will match specified leg color
- 72 and 84" wide models will have a total of 4 legs. 96, 108, and 120" wide models have 6 legs
- See wire managers page 295
- See grommets page 178

PRODUCT SPECIFICATIONS

- Apron rail ships attached
- Legs shipped KD in same carton

TO ORDER, SPECIFY:

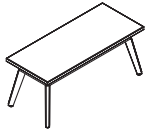
1. Model Number
2. Leg Color
3. Fabric Grade/Color
4. Wood or Laminate Color

SAMPLE MODEL NUMBER:

59N1872BN1F 501 L8 82008

- See pages 175-177 for all options available in Tessera

BENCH



MODEL NO./DESCRIPTION				LIST PRICE		DIMENSIONS				CARTONED WEIGHT	CUBIC FEET
				D	W	H	A	KW			
59N1872BN1W	Wood			\$ 2596	18½	72	17½	—	—	69 lbs.	5.2
59N1872BN1L	Laminate			2542	18½	72	17½	—	—	69 lbs.	5.2
Grade		1	2/COM	3/COL	4	5	6	7	L7	L8	
59N1872BN1F	Fabric	\$ 2758	2801	2819	2851	2884	2942	3019	3384	3502	

ALLIANCE GRADE / LIST PRICE

	A	B	C	D	E	F	G	H	I	J
\$	2830	2873	2907	2944	2984	3027	3060	3104	3148	3190
	K	L	M	N	O	P	Q	R	S	T
\$	3259	3396	3481	3526	3572	3616	3660	3702	3747	3790

59N1860BN1W	Wood			\$ 2380	18½	60	17½	—	—	62 lbs.	4.4
59N1860BN1L	Laminate			2325	18½	60	17½	—	—	62 lbs.	4.4
Grade		1	2/COM	3/COL	4	5	6	7	L7	L8	
59N1860BN1F	Fabric	\$ 2542	2585	2603	2635	2668	2726	2803	3168	3286	

ALLIANCE GRADE / LIST PRICE

	A	B	C	D	E	F	G	H	I	J
\$	2614	2657	2691	2728	2768	2811	2844	2888	2932	2974
	K	L	M	N	O	P	Q	R	S	T
\$	3043	3180	3265	3310	3356	3400	3444	3486	3531	3574

59N1854BN1W	Wood			\$ 2163	18½	54	17½	—	—	55 lbs.	4.0
59N1854BN1L	Laminate			2109	18½	54	17½	—	—	55 lbs.	4.0
Grade		1	2/COM	3/COL	4	5	6	7	L7	L8	
59N1854BN1F	Fabric	\$ 2325	2368	2386	2418	2451	2509	2586	2951	3069	

ALLIANCE GRADE / LIST PRICE

	A	B	C	D	E	F	G	H	I	J
\$	2397	2440	2474	2511	2551	2594	2627	2671	2715	2757
	K	L	M	N	O	P	Q	R	S	T
\$	2826	2963	3048	3093	3139	3183	3227	3269	3314	3357

- 72" recommended to be used with 84" length table (1 per side)
- 60" recommended to be used with 72" length table (1 per side)
- 54" recommended to be used with 120" length table (2 per side)
- 48" recommended to be used with 108" length table (2 per side)
- 42" recommended to be used with 96" length table (2 per side)
- Apron rail color will match specified leg color
- See pages 12-20 for upholstery options

TESSERA

PRODUCT SPECIFICATIONS

- Apron rail ships attached
- Legs shipped KD in same carton

TO ORDER, SPECIFY:

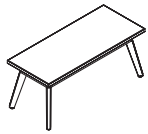
1. Model Number
2. Leg Color
3. Fabric Grade/Color
4. Wood or Laminate Color

SAMPLE MODEL NUMBER:

59N1848BN1F 501 L8 82008

- See pages 175-177 for all options available in Tessera

MODEL NO./DESCRIPTION	LIST PRICE	DIMENSIONS							CARTONED WEIGHT	CUBIC FEET
		D	W	H	A	KW	L7	L8		
BENCH (CONTINUED)										
59N1848BN1W Wood	\$ 2055	18½	48	17½	—	—			49 lbs.	3.6
59N1848BN1L Laminate	2001	18½	48	17½	—	—			49 lbs.	3.6
Grade		1	2/COM	3/COL	4	5	6	7	L7	L8
59N1848BN1F Fabric	\$ 2217	2239	2247	2263	2280	2309	2347	2530	2589	



ALLIANCE GRADE / LIST PRICE

	A	B	C	D	E	F	G	H	I	J
\$	2253	2275	2291	2310	2330	2351	2368	2390	2412	2433
	K	L	M	N	O	P	Q	R	S	T
\$	2467	2536	2579	2601	2624	2646	2668	2689	2711	2733

59N1842BN1W Wood	\$ 1947	18½	42	17½	—	—			42 lbs.	3.2
59N1842BN1L Laminate	1893	18½	42	17½	—	—			42 lbs.	3.2
Grade		1	2/COM	3/COL	4	5	6	7	L7	L8
59N1842BN1F Fabric	\$ 2109	2131	2139	2155	2172	2201	2239	2422	2481	

ALLIANCE GRADE / LIST PRICE

	A	B	C	D	E	F	G	H	I	J
\$	2145	2167	2183	2202	2222	2243	2260	2282	2304	2325
	K	L	M	N	O	P	Q	R	S	T
\$	2359	2428	2471	2493	2516	2538	2560	2581	2603	2625

- 72" recommended to be used with 84" length table (1 per side)
- 60" recommended to be used with 72" length table (1 per side)
- 54" recommended to be used with 120" length table (2 per side)
- 48" recommended to be used with 108" length table (2 per side)
- 42" recommended to be used with 96" length table (2 per side)
- Apron rail color will match specified leg color
- See pages 12-20 for upholstery options

PRODUCT SPECIFICATIONS

- Conference tops available in wood or laminate
- Apron rail comes attached
- Legs shipped KD in same carton
- See pages 299-300 for coordinating benches

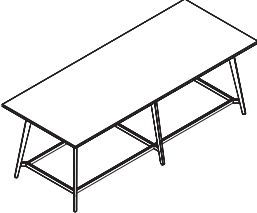
TO ORDER, SPECIFY:

1. Model Number
2. Grommet
3. Leg Color
4. Finish/Laminate Color

SAMPLE MODEL NUMBERS:

59N4812041TRTW X 501 PT
 59N4812041TRTLW X 501 PT

- See pages 175-177 for all options available in Tessler

	MODEL NO./DESCRIPTION	LIST PRICE	DIMENSIONS			A	KW	CARTONED WEIGHT	CUBIC FEET
			D	W	H				
CONFERENCE TABLE BAR HEIGHT 	59N4812041TRTW Wood	\$ 10658	48	119%	41		561 lbs.	20.6	
	59N4812041TRTLW Laminate	10248	48	119%	41		561 lbs.	20.6	
	59N4810841TRTW Wood	\$ 10572	48	107%	41		525 lbs.	22.3	
	59N4810841TRTLW Laminate	9715	48	107%	41		525 lbs.	22.3	
	59N489641TRTW Wood	\$ 10354	48	95%	41		488 lbs.	20.4	
	59N489641TRTLW Laminate	9546	48	95%	41		488 lbs.	20.4	
	59N488441TRTW Wood	\$ 7892	48	84	41		452 lbs.	14.7	
	59N488441TRTLW Laminate	7075	48	84	41		452 lbs.	14.7	
	59N487241TRTW Wood	\$ 7687	48	72	41		416 lbs.	12.8	
	59N487241TRTLW Laminate	6776	48	72	41		416 lbs.	12.8	
	59N4212041TRTW Wood	\$ 10367	42	119%	41		527 lbs.	18.4	
	59N4212041TRTLW Laminate	9330	42	119%	41		527 lbs.	18.4	
	59N4210841TRTW Wood	\$ 10163	42	107%	41		494 lbs.	19.9	
	59N4210841TRTLW Laminate	9183	42	107%	41		494 lbs.	19.9	
	59N429641TRTW Wood	\$ 9967	42	95%	41		460 lbs.	18.1	
	59N429641TRTLW Laminate	9046	42	95%	41		460 lbs.	18.1	
	59N428441TRTW Wood	\$ 7528	42	84	41		424 lbs.	13.1	
	59N428441TRTLW Laminate	6660	42	84	41		424 lbs.	13.1	
	59N427241TRTW Wood	\$ 7347	42	72	41		400 lbs.	11.4	
	59N427241TRTLW Laminate	6532	42	72	41		400 lbs.	11.4	

- Apron rail color will match specified leg color
- Footrail can be specified in paint colors Designer White (405), Concrete (423), Cinder (462), Iron (463), Platinum Metallic (501), and Satin Nickel Metallic (503)
- 72" and 84" wide models will have a total of 4 legs. 96", 108", and 120" wide models have 6 legs
- When specifying grommets, Leather cord management is available. See page 295.
- If specifying G17 grommet, a braided cord is available. See Tables price list page 546.
- See wire managers page 295
- See grommets page 178

TESSERA

PRODUCT SPECIFICATIONS

- Conference tops available in wood or laminate
- Apron rail comes attached
- Legs shipped KD in same carton
- See pages 299-300 for coordinating benches

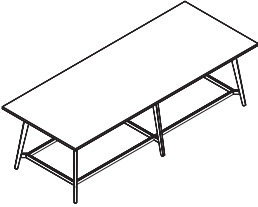
TO ORDER, SPECIFY:

1. Model Number
2. Grommet
3. Leg Color
4. Finish/Laminate Color

SAMPLE MODEL NUMBERS:

59N4812035TRTW X 501 PT
59N4812035TRLW X 501 PT

- See pages 175-177 for all options available in Tessera

	MODEL NO./DESCRIPTION	LIST PRICE	DIMENSIONS					CARTONED WEIGHT	CUBIC FEET
			D	W	H	A	KW		
	59N4812035TRTW Wood	\$ 10149	48	119%	34 ¹ / ₁₆			514 lbs.	20.6
	59N4812035TRLW Laminate	9759	48	119%	34 ¹ / ₁₆			514 lbs.	20.6
	59N4810835TRTW Wood	\$ 10067	48	107%	34 ¹ / ₁₆			481 lbs.	18.7
	59N4810835TRLW Laminate	9252	48	107%	34 ¹ / ₁₆			481 lbs.	18.7
	59N489635TRTW Wood	\$ 9861	48	95%	34 ¹ / ₁₆			446 lbs.	20.4
	59N489635TRLW Laminate	9091	48	95%	34 ¹ / ₁₆			446 lbs.	20.4
	59N488435TRTW Wood	\$ 7515	48	84	34 ¹ / ₁₆			414 lbs.	14.7
	59N488435TRLW Laminate	6737	48	84	34 ¹ / ₁₆			414 lbs.	14.7
	59N487235TRTW Wood	\$ 7321	48	72	34 ¹ / ₁₆			400 lbs.	12.8
	59N487235TRLW Laminate	6452	48	72	34 ¹ / ₁₆			400 lbs.	12.8
	59N4212035TRTW Wood	\$ 9873	42	119%	34 ¹ / ₁₆			482 lbs.	18.4
	59N4212035TRLW Laminate	8886	42	119%	34 ¹ / ₁₆			482 lbs.	18.4
	59N4210835TRTW Wood	\$ 9678	42	107%	34 ¹ / ₁₆			451 lbs.	16.6
	59N4210835TRLW Laminate	8744	42	107%	34 ¹ / ₁₆			451 lbs.	16.6
	59N429635TRTW Wood	\$ 9492	42	95%	34 ¹ / ₁₆			419 lbs.	18.1
	59N429635TRLW Laminate	8614	42	95%	34 ¹ / ₁₆			419 lbs.	18.1
	59N428435TRTW Wood	\$ 7169	42	84	34 ¹ / ₁₆			387 lbs.	13.1
	59N428435TRLW Laminate	6343	42	84	34 ¹ / ₁₆			387 lbs.	13.1
	59N427235TRTW Wood	\$ 6996	42	72	34 ¹ / ₁₆			320 lbs.	11.4
	59N427235TRLW Laminate	6220	42	72	34 ¹ / ₁₆			320 lbs.	11.4

- Apron rail color will match specified leg color
- Footrail can be specified in paint colors Designer White (405), Concrete (423), Cinder (462), Iron (463), Platinum Metallic (501), and Satin Nickel Metallic (503)
- 72" and 84" wide models will have a total of 4 legs. 96", 108", and 120" wide models have 6 legs
- When specifying grommets, Leather cord management is available. See page 295.
- If specifying G17 grommet, a braided cord is available. See Tables price list page 546.
- See wire managers page 295
- See grommets page 178